




Student to Computer Ratio by School District

Detailed district information in Appendix A

Legend

SCHOOL DISTRICTS

Student to Computer Ratio

-  Fewer than 3.3 students per computer - 183
-  Between 3.3 and 4.3 students per computer (+/- 0.5 National Average) - 50
-  Greater than 4.3 students per computer - 12



Map Layout: June 16, 2008

Data as of: June 6, 2008

Sources:

- * School District Boundary- Arkansas Secretary of State
- * Percentage of Active Network Connections in Instructional Rooms- Arkansas Department of Information Systems

Created by: Learn Dalby, GIS Program Manager

