

STATE FIRE MARSHAL 2015 ANNUAL REPORT



ALABAMA
**TURN YOUR ATTENTION TO
FIRE PREVENTION**

Table of Contents

<u>Item</u>	<u>Page Number</u>
Introduction	3
Who We Are	4 - 6
Alabama Fire Incident Reporting System (AFIRS)	7
K-9 Accelerant Detection Handler	8
Home Fire Prevention Tips	9
Home Heating Safety Tips	10
Fireworks Safety Tips	11
Fire Prevention / Public Education	12
Fire Investigations	13
Fireworks Statistics	14
Sprinkler Statistics	15
Fire Pump Statistics	16
Fire Alarm Statistics	17
Contractor & Blaster Statistics	18
Cigarette Ignition Propensity Statistics	19
Inspections Total Graph	20
Inspections by County	21
Firework Inspections by County	22
Investigations: Classifications of Property Involved	23 - 24
Classifications of Investigations	25

Table of Contents (Cont.)

<u>Item</u>	<u>Page Number</u>
Investigations by County	26
Investigation Requestors	27
Assistance Provided to Others in Man Hours	28
2015 Arrests / Charges	29 - 31
Fire Fatality Record	32
Fire Fatalities by Race & Gender	33
Fire Fatalities by Age	34
Fire Fatality Causes	35
Fire Fatality by County	36
Fire Fatalities by Month	37
Fraud Unit	38
Fraud Cases by County	39

Introduction

The 2015 Annual Report of the Alabama State Fire Marshal's Office is submitted by State Fire Marshal Edward Paulk in compliance with Section 36-19-26, Code of Alabama, 1975.

The State Fire Marshal's Office has a staff of 2 Special Agents and 18 Deputy State Fire Marshals, who work fire and explosion investigations and code enforcement; and the Fraud Unit has one Special Agent, 3 Insurance Fraud Investigators and one Insurance Fraud Analyst. The State Fire Marshal's Office conducts investigations to determine the origin and cause of fires and explosions, criminal investigations of those cases determined to be arson, inspections of structures for compliance with the building and fire codes adopted by the state and regulatory functions in the licensure of the fire sprinkler industry, the fireworks industry, the blasting industry, and the tobacco industry. The Insurance Fraud Unit investigates the crime of Insurance Fraud.

In 2015, we conducted 633 structure fire and or explosion investigations. These investigations resulted in 181 arrests for crimes ranging from arson and capital murder to drug related offenses and fire code violations.

Fire fatalities in 2015 totaled 97, an increase of four percent over 2014. We are increasing our efforts in the area of inspections and public education to combat this problem. We must educate the public to bring about a change in our habits to have a positive impact on fire fatalities. We requested the Alabama Fire Chief's join with us on a Statewide Educational Campaign, in 2014, directed toward reducing fire fatalities and making our citizens realize that making good decisions in times of emergency will save lives. The Alabama Fire Chief's responded and we jointly developed the "Turn Your Attention to Fire Prevention Campaign". This campaign is ongoing and addresses the fire hazards of every season and holiday throughout the year.

Inspections conducted during 2015 totaled one thousand seven hundred eighty-seven inspections (1,787). This is a 22 percent increase in the number of inspections conducted from the previous year.

The Fraud Unit received 1,236 referrals relating to Insurance Fraud. Seventy-Seven Cases were opened resulting in 31 cases being closed by the arrest of seven suspects, with two warrants pending service and two cases pending Grand Jury action. Nine cases were referred to other agencies and the remaining either lack of prosecution or cases being unfounded.

2016 will be another year to challenge us to do more with the resources that we currently have in the area of inspections and investigations.

Who We Are . . .

The Alabama State Fire Marshal's Office (SFMO) is a division of the Alabama Department of Insurance. The department is under the leadership of Insurance Commissioner Jim Ridling. Commissioner Ridling provides the resources for the SFMO to accomplish the goals and perform the duties and responsibilities of the office. A portion of the funding for the SFMO is provided through monies generated by permits issued by the office.

The Alabama State Fire Marshal's Office was established in 1917. In 1919, the first legislative act regarding the authority, duties and responsibilities of the office was adopted and signed into law. In 1953, the State Fire Marshal's Office became a division of the Alabama Department of Insurance. Title 36 Chapter 19 of the Code of Alabama, 1975 provides the authority and prescribes the duties of the office of the State Fire Marshal and his deputies. The Fire Marshal, Assistant and Deputies are state police officers and carry general police powers statewide.

The Alabama State Fire Marshal's office consists of State Fire Marshal Edward Paulk, Assistant State Fire Marshal Scott Pilgreen, 2 Special Agents and 18 Deputy State Fire Marshals and the Fraud Unit has one Special Agent, 3 Insurance Fraud Investigators and an Insurance Fraud Analyst. The Deputy State Fire Marshals and Insurance Fraud Investigators are located in field offices throughout the state and are responsible for investigations and inspections in their respective districts. The headquarters located in Montgomery is staffed by the State Fire Marshal, Assistant State Fire Marshal, one Public Information Officer, one Departmental Operations Specialist and three administrative support personnel.

The SFMO conducts inspections of buildings and properties to ensure the buildings are safe for occupancy for their intended use, and provides for adequate exits in the event of fire, disaster or other emergencies. The SFMO adopts and enforces various Building, Life Safety and Fire Prevention Codes. The State Fire Marshal is charged with the promulgation and enforcement of regulations pertaining to building construction and fire safety for the citizens of Alabama.

The State Fire Marshal's Office regulates and permits the fireworks industry, fire sprinkler industry, fire alarm industry, cigarette industry and blasting industry.

The SFMO investigates fires, explosions and any related crimes. Assistance is provided to fire departments and other law enforcement agencies in the prevention of arson and explosions, and provides support to the courts for prosecution of cases made by its personnel. The office provides training for the public, courts, fire and law enforcement departments in fire prevention, fire investigation, detection of arson, and education for the interpretation of fire and building codes and life safety regulations.

The Insurance Fraud Unit in the SFMO investigates the crime of Insurance Fraud and works with local law enforcement agencies and District Attorney's to identify and prosecute those responsible for fraud involving any type of insurance.

Our Mission . . .

The mission of the Alabama State Fire Marshal's Office is to provide inspection services, to conduct investigations of fires and explosions, to prevent the commission of arson and related crimes, to protect lives and property from fires and explosions and to provide visitors and citizens of the state a safe environment in which to live, work and play.

Fraud Unit Mission Statement:

The Fraud Unit protects the public from economic harm by investigating allegations of criminal insurance fraud. Responsibilities include receiving and reviewing reports of fraud, initiating inquiries and conducting investigations when the Department has reason to believe that insurance fraud may have been or is being committed. We actively seek criminal indictments, make arrests and assist in prosecutions to deter insurance fraud in Alabama.





State Fire Marshal Edward Paulk



Assistant State Fire Marshal Scott Pilgreen



Steve Holmes, Public Information Officer



Alesha Womble, Departmental Operations Specialist



Cheryl White, ASA II
Investigations



Debra Lewis, ASA I
Front Desk



Vicki Parker, ASA II
Inspections

Alabama Fire Incident Reporting System (AFIRS)

The Federal Fire Prevention and Control Act of 1974 authorizes the National Fire Data Center in the United States Fire Administration (USFA), an entity of the Federal Emergency Management Agency, to gather and analyze information on the magnitude of the Nation's fire problem, as well as its detailed characteristics and trends. The Act further authorizes the USFA to develop uniform data reporting methods, and to encourage and assist state agencies in developing and reporting data. In order to carry out the intention of this Act, the National Fire Data Center has established the National Fire Incident Reporting System (NFIRS).

The State of Alabama, recognizing the importance and benefits of reliable statistical data, is encouraging fire departments to submit data to AFIRS. AFIRS is Alabama's segment of the National Fire Incident Reporting System. During the 2015 calendar year, over four hundred fire departments out of 1,041 fire departments have activated the electronic reporting account to the system. Three hundred fifty six (356) departments have actually submitted data to the system in 2015. Alabama is one-third of the way towards having timely, factual data on which many decisions can be made. In support of AFIRS, the State Fire Marshal's Office administers the creation of the reporting accounts for departments, provides software for the electronic reporting and provides support services. During 2015 fifty five (55) training sessions with fire departments or county fire associations have been conducted around the state, which provided information and assistance to all interested departments in the area. Assistance is provided to any department who asks for help. Assistance is first attempted over the telephone; however, for more difficult problems, site visits are not uncommon. The software necessary for reporting is supplied to fire departments in the following ways; by download from FEMA's website also FEMA provides a web based version for the Data Entry Tool which is available on their web site. Many departments' particularly volunteer fire departments now have high-speed internet connections which enable those departments to access FEMA's web site in order to download the software and updates or utilize the web based version of the program.

K-9 Accelerant Detection Handlers

During the late 1980s and early 1990s the State Fire Marshal's Office began training Deputy State Fire Marshals to be K-9 accelerant detection handlers. Presently, there is one (1) K-9 team located throughout the state. This team responds as needed to assist our division and other police departments and fire departments in locating trace amounts of hydrocarbon residue at fire scenes. The team also provides another service to the citizens of the State of Alabama by conducting demonstrations of controlled searches at schools and civic groups. This is done throughout the year to assist with Fire Prevention Awareness. This team is a very valuable asset to this division and to the Department of Insurance.



Deputy State Fire Marshal Ray Cumby and K-9 Andy

Home Fire Prevention Tips



Fires can be prevented from starting if you take some simple precautions. Here are some important safety measures to remember . . .

To Prevent Chimney Fires:

- ✦ Have your chimney cleaned annually, preferably prior to its use in the fall and winter months.
- ✦ Sturdy screen to stop sparks from flying into room.
- ✦ Have a three foot “Kid Free Zone” around open flames and space heaters

To Prevent Kitchen Fires:

- ✦ Stay in the room when cooking on the stove. If you need to leave the kitchen while cooking, turn off all stove burners before leaving the room.
- ✦ When cooking in a microwave, use only those utensils and items approved for use in a microwave.
- ✦ Do not use the oven to provide heat for your home.

To Prevent Laundry Room Fires:

- ✦ If you have a dryer or washing machine that trips an electrical breaker frequently, an underlying wiring problem could be the cause. Have the wiring checked by a properly licensed electrician.
- ✦ Clean all dryer/lint filters as needed; vacuum around dryers to eliminate accumulation of lint.

To Prevent Living Room Fires:

- ✦ Beware of plugging multiple electrical appliances into one surge protector and **NEVER** overload electrical outlets.
- ✦ Keep space heaters and halogen lamps away from flammable and combustible materials.
- ✦ Never leave a lit candle unattended.
- ✦ Remember that extension cords are for temporary use only and are not meant to replace permanent wiring, **NEVER** cover an extension cord with carpet, rugs or other material.


To Prevent Bedroom Fires:

- ✦ **DO NOT** smoke in bed.
- ✦ Keep all matches and lighters out of the hands of children.
- ✦ Keep combustible material away from space heaters.

Remember, fire safety begins at home and fire prevention begins with a plan. Practice fire escape drills at home and have a meeting place outside away from the home in the event of an evacuation.

Remember to have properly functioning smoke alarms throughout your home. Check your smoke alarms monthly and change the batteries at least twice annually.

Home Heating Safety Tips



Heating fires can be prevented from starting if you take some simple precautions. Here are some important safety measures to remember . . .

- ✦ Keep anything that can burn at least three-feet away from heating equipment, like the furnace, fireplace, wood stove, or portable heaters.
- ✦ Have a three-foot “kid-free zone” around open fires and space heaters.
- ✦ Never use your oven to heat your home.
- ✦ Have a qualified professional install stationary space heating equipment, water heaters or central heating equipment according to the local codes and manufacturer’s instructions.
- ✦ Remember to turn portable heaters off when leaving the room or going to bed.
- ✦ Always use the right kind of fuel, specified by the manufacturer, for fuel burning space heaters.
- ✦ Keep space heaters away from flammable and combustible materials.

Remember to have properly functioning smoke alarms throughout your home. Check your smoke alarms monthly and change the batteries at least twice annually.

FACT

Half of home heating fires are reported during the months of December, January and February.

IMPORTANT FIREWORKS SAFETY TIPS



Watch and enjoy fireworks from a safe distance.

Never attempt to alter or combine fireworks.

Never use fireworks indoors.

Never shoot fireworks towards people or buildings.

Never shoot fireworks from your hands or body parts.

Never shoot fireworks from or toward a motor vehicle.

Never let children play with fireworks.

Always have a responsible adult present when shooting fireworks.

Always keep water and first aid nearby.

Always have at least 600 feet from any enclosed building.

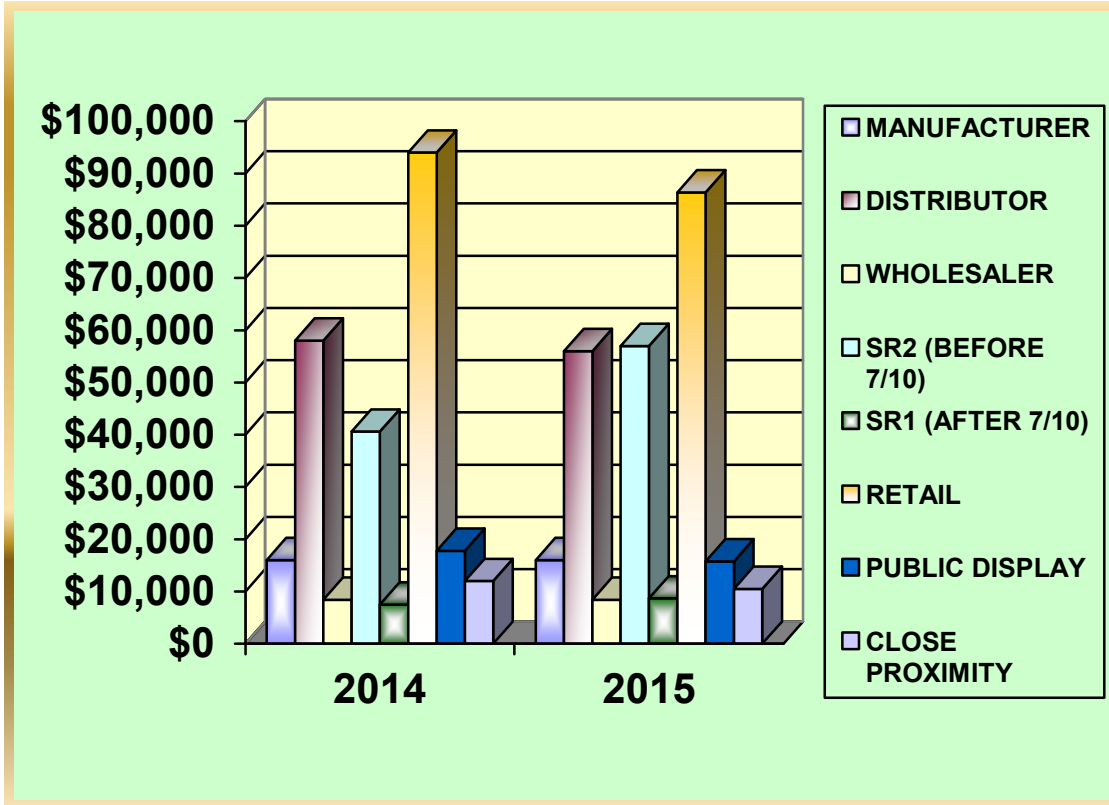
FIRE PREVENTION / PUBLIC EDUCATION



FIRE INVESTIGATIONS

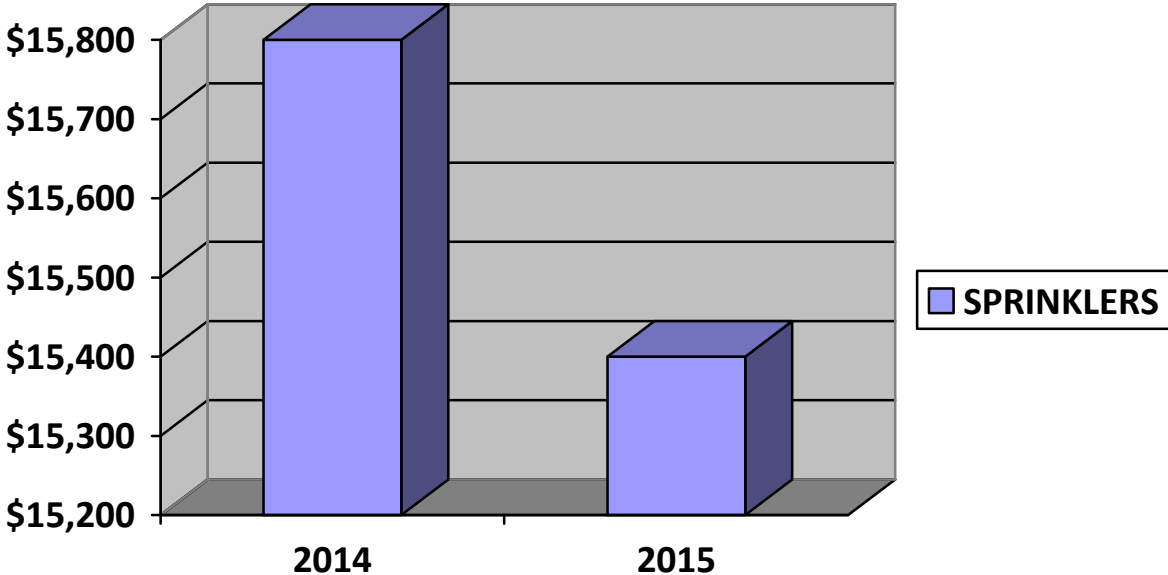


FIREWORKS STATISTICS



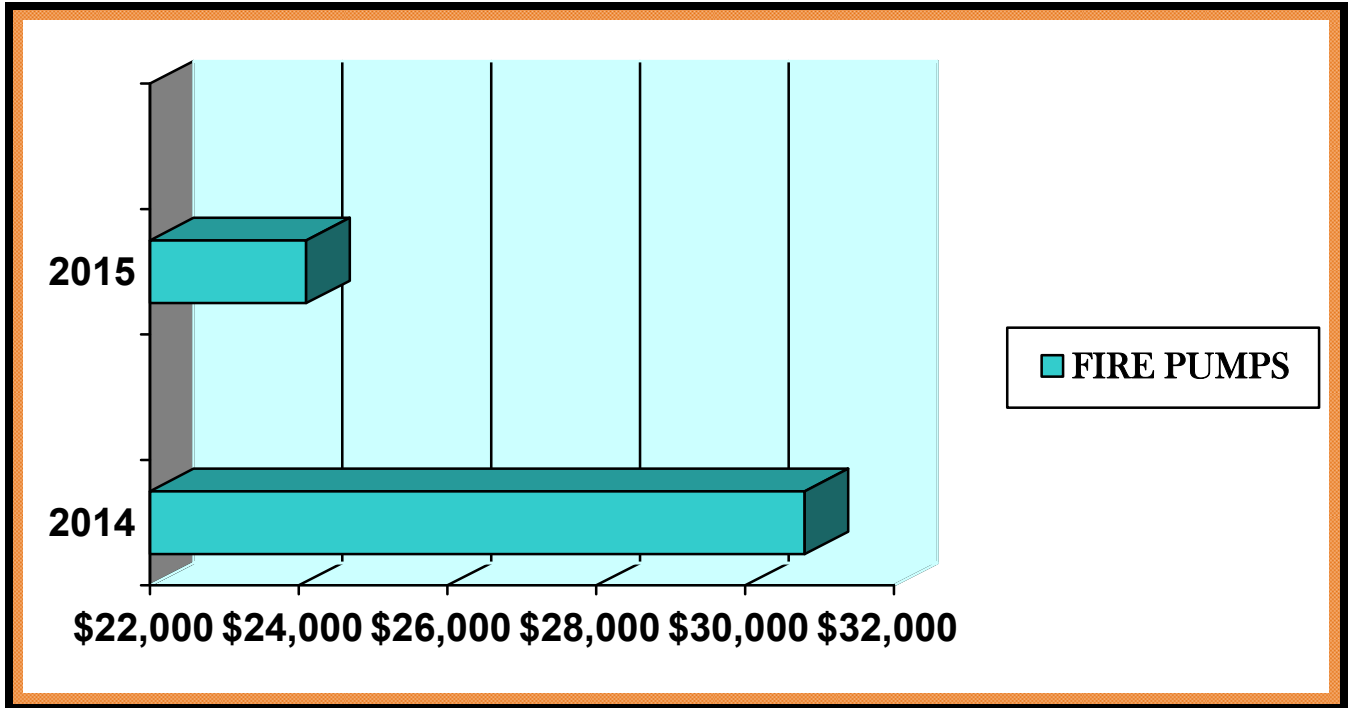
<u>MONIES COLLECTED FOR 2014</u>		<u>MONIES COLLECTED FOR 2015</u>	
DISTRIBUTOR	\$58,000.	DISTRIBUTOR	\$56,000.
MANUFACTURER	\$16,000.	MANUFACTURER	\$16,000.
WHOLESALER	\$ 8,400.	WHOLESALER	\$ 8,400.
SEASONAL RETAILER - SR2 BEFORE 7/10	\$40,600.	SEASONAL RETAILER – SR2 BEFORE 7/10	\$57,000.
SEASONAL RETAILER – SR1 AFTER 7/10	\$ 7,500.	SEASONAL RETAILER – SR1 AFTER 7/10	\$ 8,700.
RETAIL	\$94,000.	RETAIL	\$86,400.
PUBLIC DISPLAY	\$17,800.	PUBLIC DISPLAY	\$15,750.
CLOSE PROXIMITY	\$12,000.	CLOSE PROXIMITY	\$10,500.
TOTALS	\$254,300.	TOTALS	\$258,750.
PERMITS ISSUED	1,218	PERMITS ISSUED	1,263
INSPECTIONS CONDUCTED	890	INSPECTIONS CONDUCTED	902

SPRINKLER STATISTICS



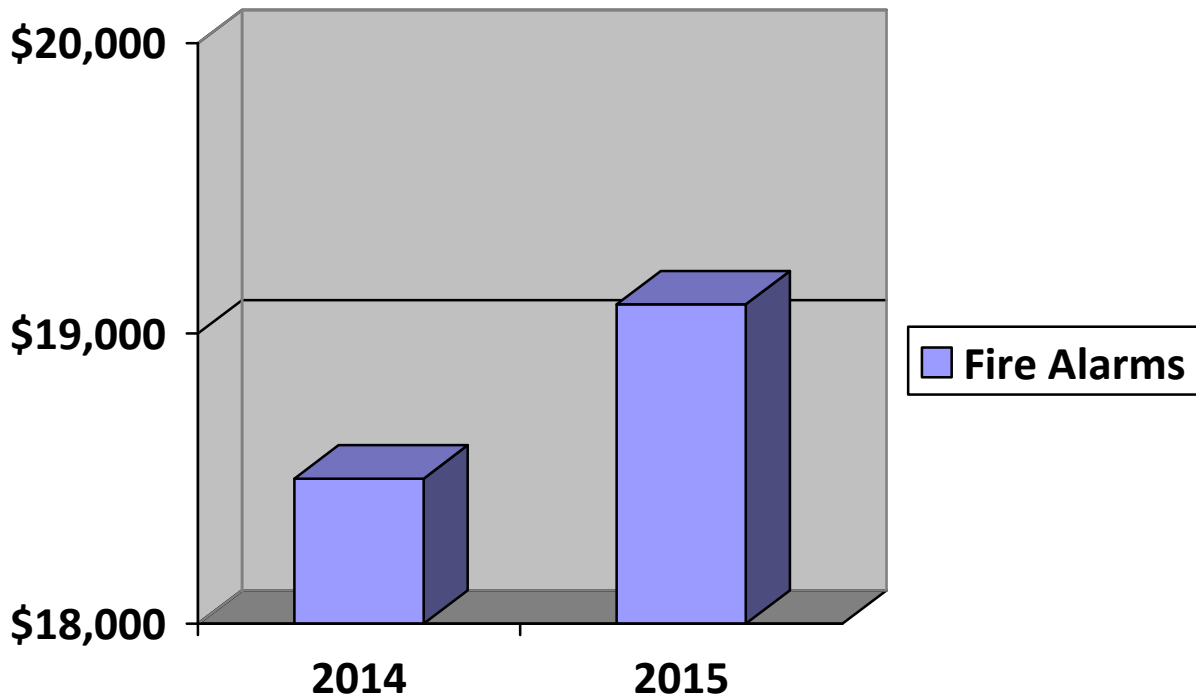
MONIES COLLECTED FOR 2014		MONIES COLLECTED FOR 2015	
SPRINKLER CONTRACTORS	\$15,800.	SPRINKLER CONTRACTORS	\$15,400.
PERMITS ISSUED	158	PERMITS ISSUED	154

FIRE PUMP STATISTICS



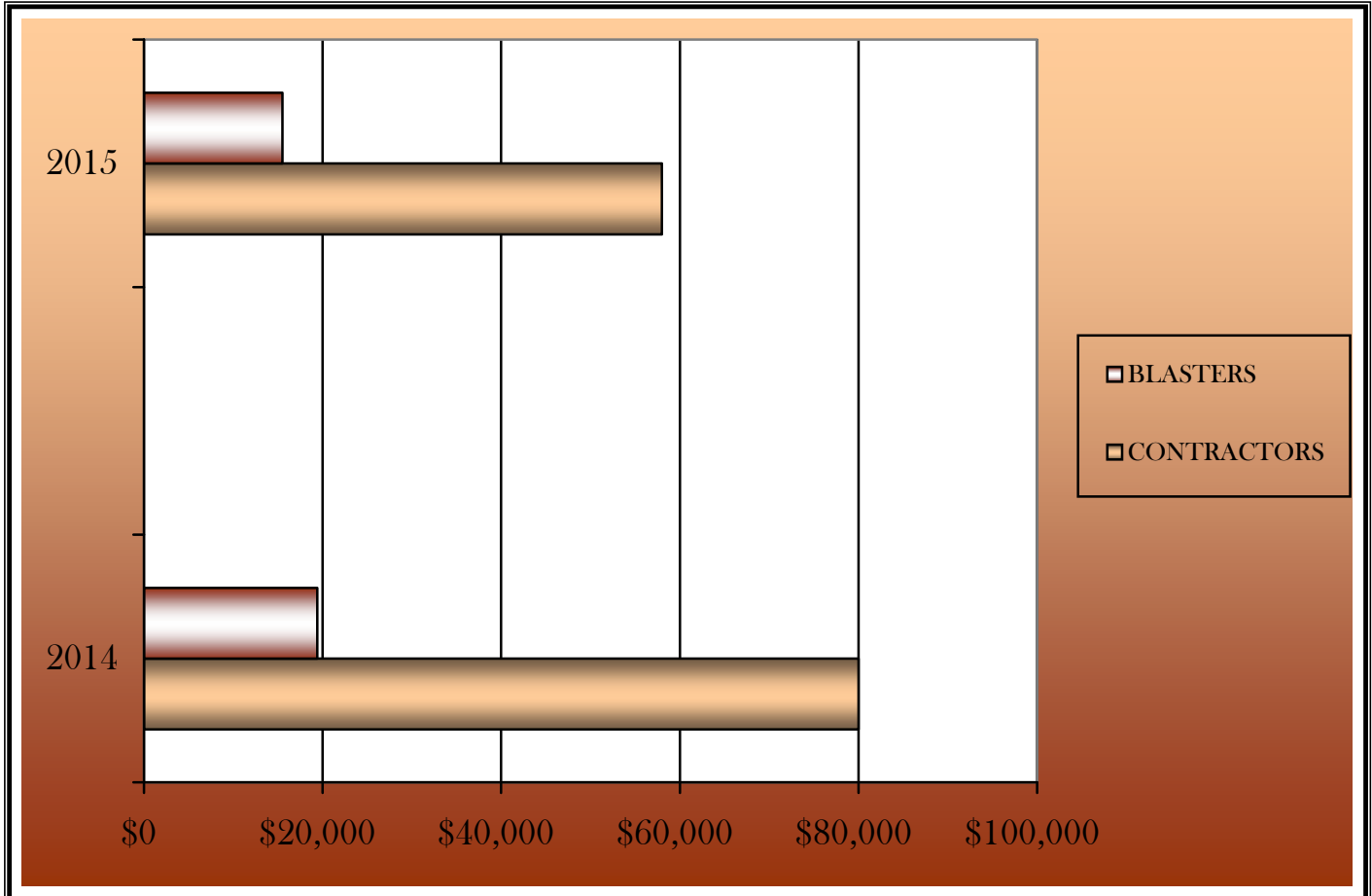
MONIES COLLECTED FOR 2014		MONIES COLLECTED FOR 2015	
FIRE PUMPS	\$30,800.	FIRE PUMPS	\$24,100.
PERMITS ISSUED	308	PERMITS ISSUED	241

FIRE ALARM STATISTICS



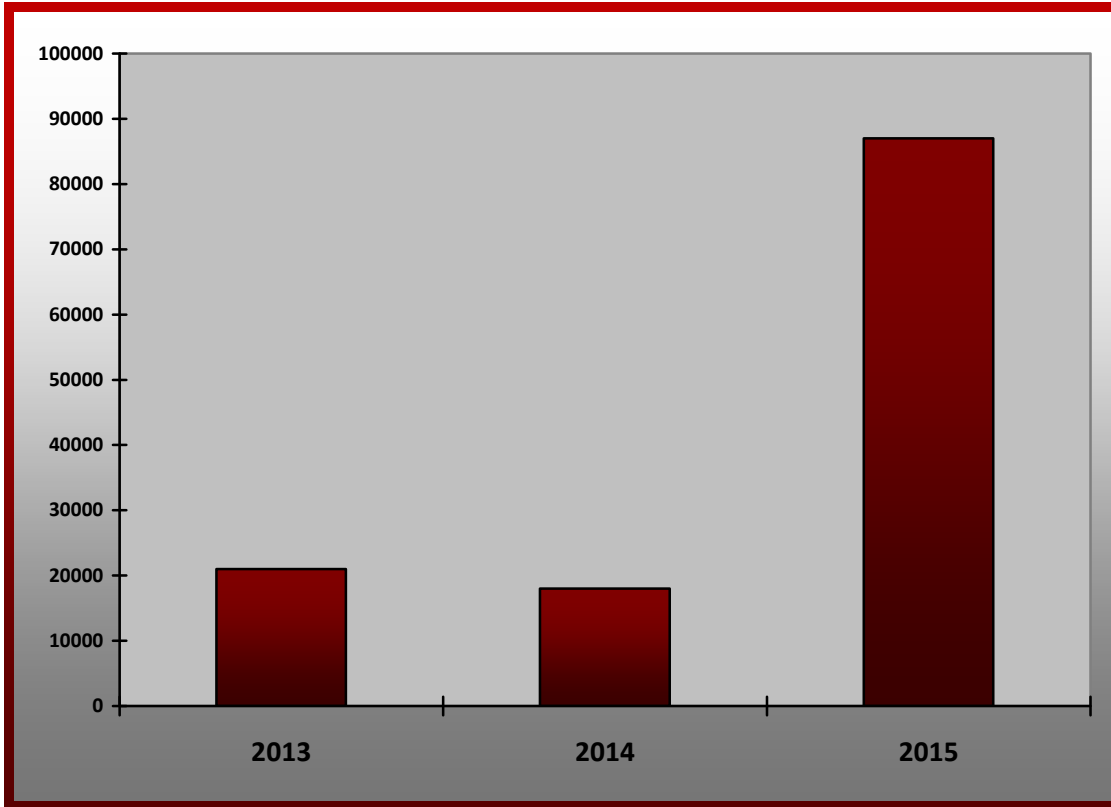
MONIES COLLECTED FOR 2014		MONIES COLLECTED FOR 2015	
FIRE ALARMS	\$18,500.	FIRE ALARMS	\$19,100.
PERMITS ISSUED	185	PERMITS ISSUED	191

CONTRACTOR & BLASTERS STATISTICS



<u>MONIES COLLECTED FOR 2014</u>		<u>MONIES COLLECTED FOR 2015</u>	
CONTRACTORS	\$80,000	CONTRACTORS	\$58,000
BLASTERS	\$19,400	BLASTERS	\$15,500
TOTALS	\$99,400	TOTALS	\$73,500
TOTAL PERMITS ISSUED	234	TOTAL PERMITS ISSUED	184

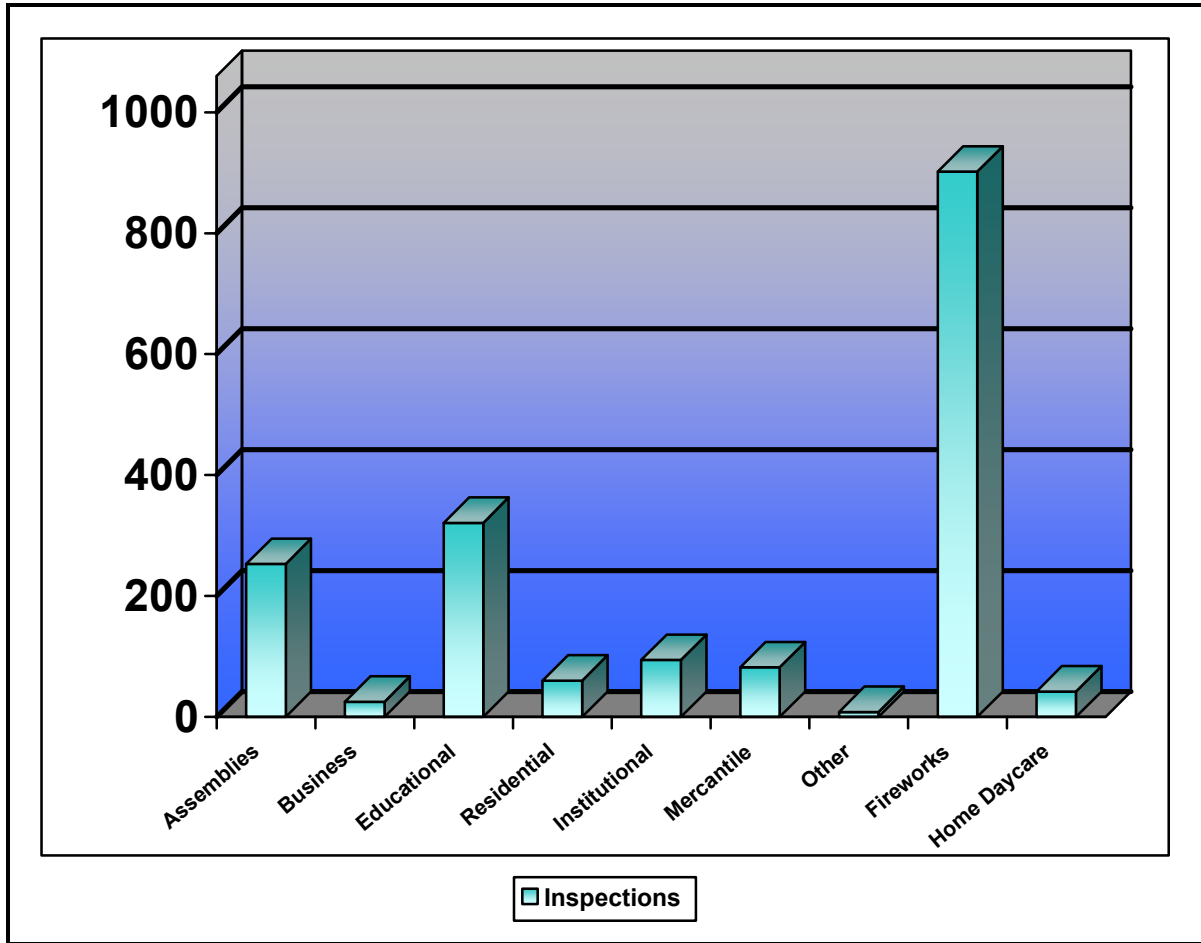
CIGARETTE IGNITION PROPENSITY STATISTICS



<u>2013</u>		<u>2014</u>		<u>2015</u>	
FEES COLLECTED	\$ 21,000.	FEES COLLECTED	\$18,000.	FEES COLLECTED	\$ 87,000.
PERMITS ISSUED	21	PERMITS ISSUED	18	PERMITS ISSUED	87

- **This is a three (3) year license.**

Inspections



CLASSIFICATION	INSPECTIONS
Assembly	253
Business	25
Educational	321
Residential	60
Institutional	94
Mercantile	82
Other	8
Fireworks	902
Home Daycare	42
TOTAL	1,787

Inspections by County

AUTAUGA	7	JACKSON	39
BALDWIN	41	JEFFERSON	22
BARBOUR	13	LAMAR	5
BIBB	16	LAUDERDALE	31
BLOUNT	9	LAWRENCE	9
BULLOCK	9	LEE	8
BUTLER	13	LIMESTONE	35
CALHOUN	24	LOWNDES	4
CHAMBERS	27	MACON	4
CHEROKEE	7	MADISON	13
CHILTON	24	MARENGO	4
CHOCTAW	4	MARION	11
CLARKE	7	MARSHALL	18
CLAY	8	MOBILE	22
CLEBURNE	5	MONROE	4
COFFEE	13	MONTGOMERY	10
COLBERT	46	MORGAN	19
CONECUH	4	PERRY	4
COOSA	2	PICKENS	6
COVINGTON	5	PIKE	8
CRENSHAW	17	RANDOLPH	17
CULLMAN	30	RUSSELL	8
DALE	13	SHELBY	10
DALLAS	9	ST. CLAIR	18
DEKALB	17	SUMTER	5
ELMORE	6	TALLADEGA	16
ESCAMBIA	25	TALLAPOOSA	3
ETOWAH	6	TUSCALOOSA	10
FAYETTE	17	WALKER	20
FRANKLIN	11	WASHINGTON	1
GENEVA	14	WILCOX	7
GREENE	4	WINSTON	16
HALE	1		
HENRY	4		
HOUSTON	20	TOTAL	885

Fireworks Inspections by County

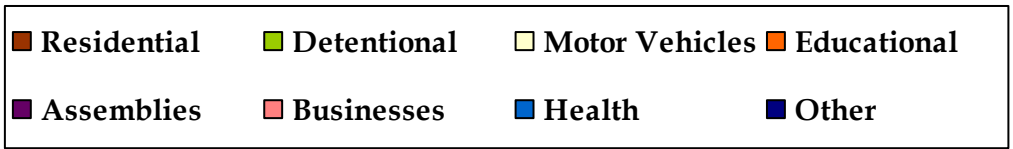
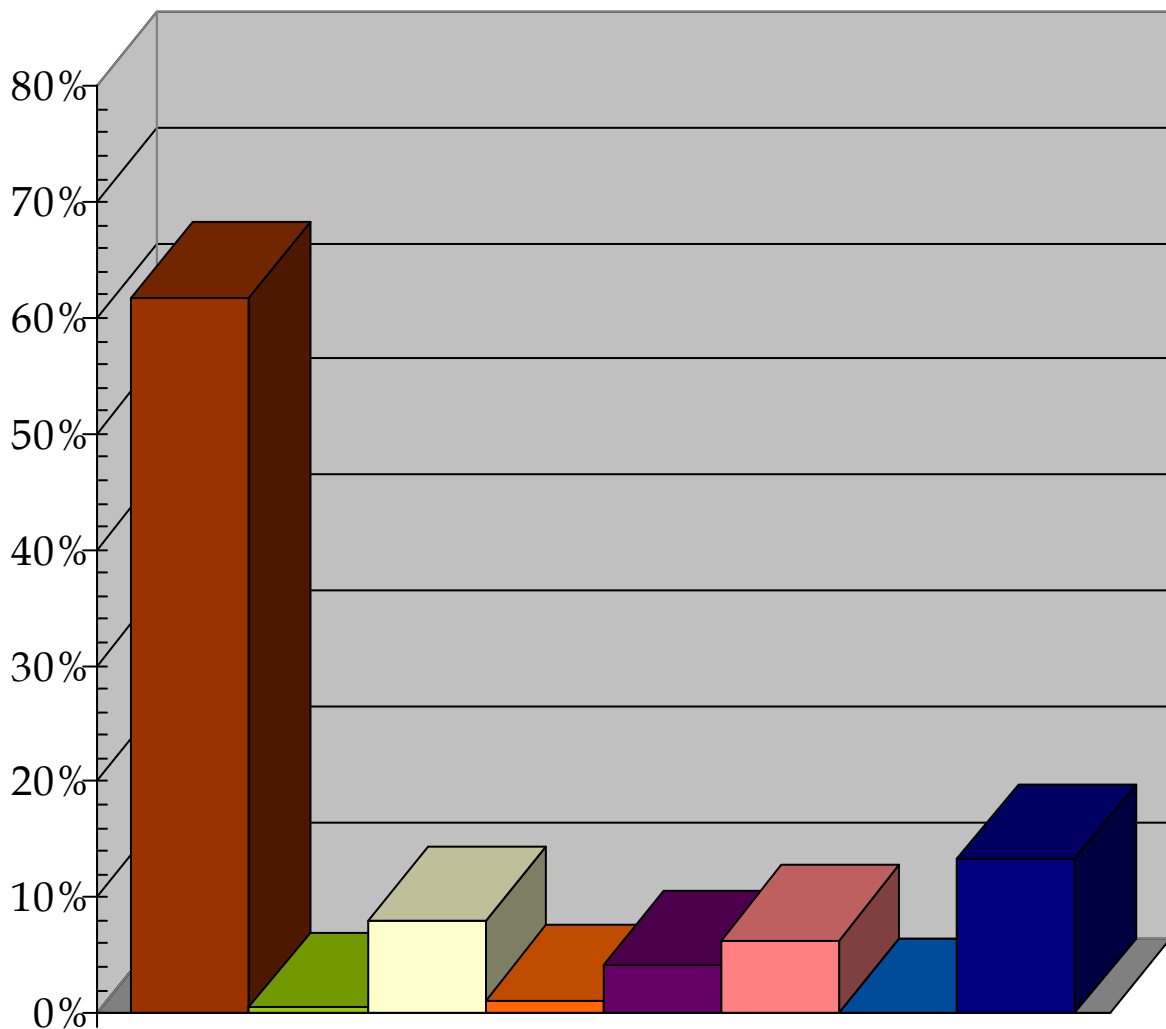
AUTAUGA	4	JACKSON	11
BALDWIN	27	JEFFERSON	98
BARBOUR	3	LAMAR	1
BIBB	4	LAUDERDALE	31
BLOUNT	14	LAWRENCE	10
BULLOCK	1	LEE	13
BUTLER	3	LIMESTONE	13
CALHOUN	19	LOWNDES	-
CHAMBERS	1	MACON	2
CHEROKEE	13	MADISON	88
CHILTON	19	MARENGO	9
CHOCTAW	3	MARION	8
CLARKE	7	MARSHALL	12
CLAY	4	MOBILE	46
CLEBURNE	9	MONROE	9
COFFEE	4	MONTGOMERY	6
COLBERT	12	MORGAN	18
CONECUH	1	PERRY	1
COOSA	-	PICKENS	6
COVINGTON	16	PIKE	10
CRENSHAW	3	RANDOLPH	6
CULLMAN	31	RUSSELL	6
DALE	14	SHELBY	34
DALLAS	4	ST. CLAIR	21
DEKALB	19	SUMTER	-
ELMORE	25	TALLADEGA	22
ESCAMBIA	6	TALLAPOOSA	13
ETOWAH	25	TUSCALOOSA	42
FAYETTE	3	WALKER	14
FRANKLIN	8	WASHINGTON	3
GENEVA	9	WILCOX	-
GREENE	1	WINSTON	12
HALE	3		
HENRY	2		
HOUSTON	20	TOTAL	902

CLASSIFICATION OF PROPERTY INVOLVED A CLOSER LOOK..

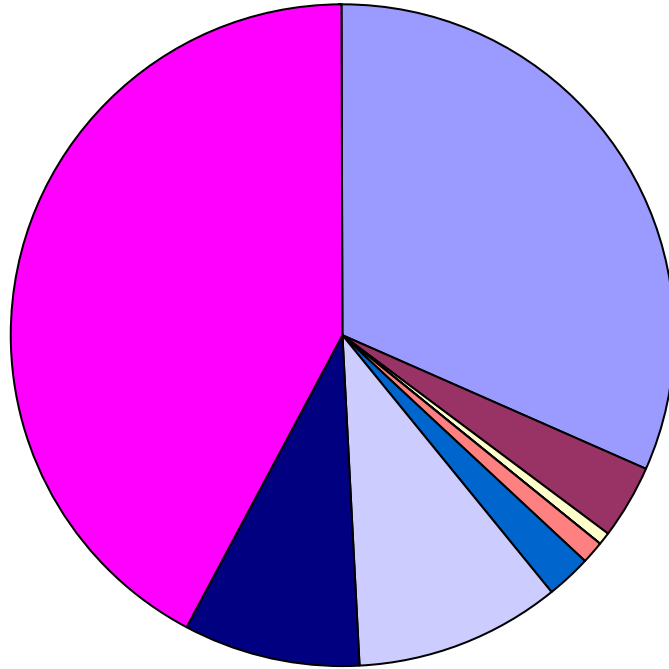
RESIDENTIAL:	61.8%
DWELLINGS	268
MOBILE HOMES	122
APARTMENTS, DORMITORIES	27
HUNTING CLUBS/LODGES	2
HOTELS/MOTELS	4
DETENTIONAL:	.5%
JAILS, etc.	3
MOTOR VEHICLES:	7.9%
AUTOMOBILES, TRUCKS, etc.	44
MOTOR HOMES/CAMPER TRAILERS	-
WATERCRAFT	2
FARM EQUIPMENT/ TRACTORS, HEAVY EQUIPMENT, etc.	4
EDUCATIONAL FACILITIES:	1.1%
SCHOOLS, UNIVERSITIES	7
ASSEMBLIES:	4.1%
ASSEMBLIES/CHURCHES	21
RESTAURANTS	5
BUSINESSES:	6.3%
INDUSTRIAL, COMMERCIAL, MERCANTILE	40
HEALTHCARE:	0%
DOCTOR OFFICES, HOSPITALS	
OTHER:	13.3%
	84
TOTAL	633

Investigations

Classifications of Property Involved



Classifications of Investigations

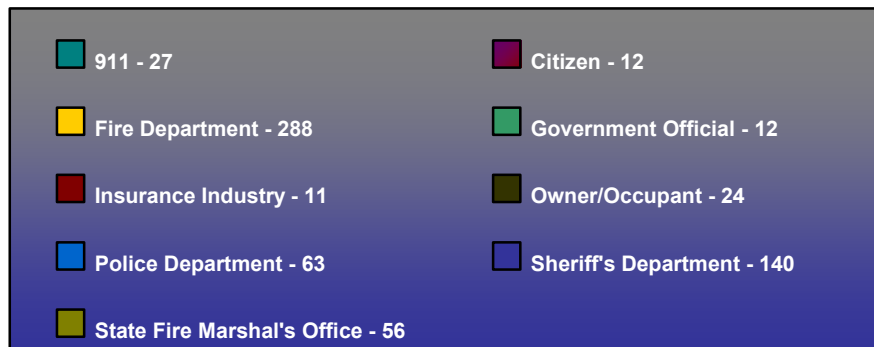
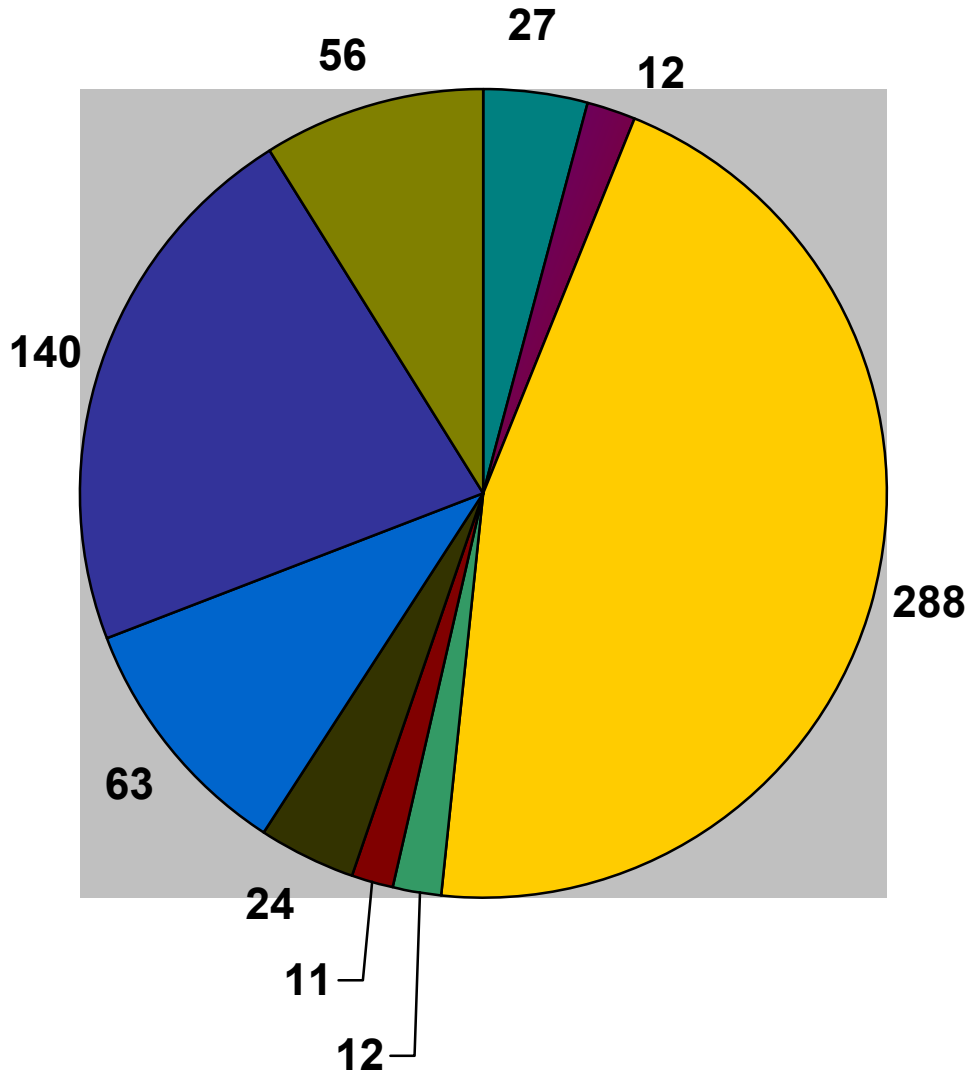


- Arson - 201
- Electrical System - 23
- Adverse Weather - 2
- Natural Gas System - 1
- Liquid Petroleum Gas System - 0
- Heating Equipment - 7
- Cooking Equipment - 14
- Not Otherwise Classified - 63
- Other-Criminal/Non Criminal - 55
- Unknown/Undetermined - 267

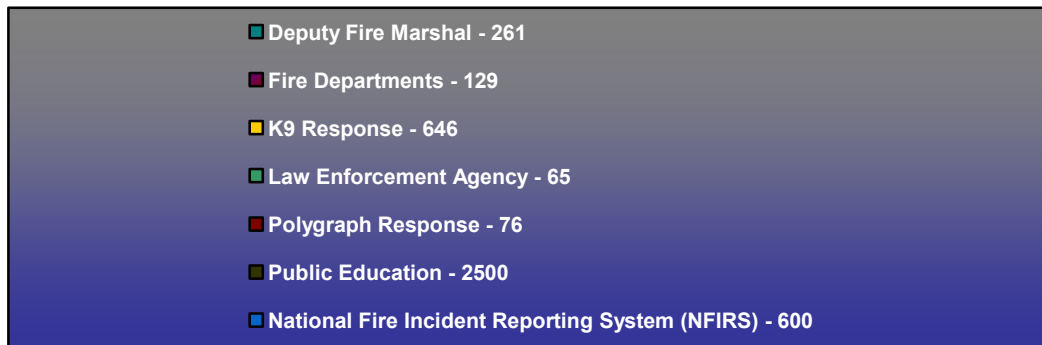
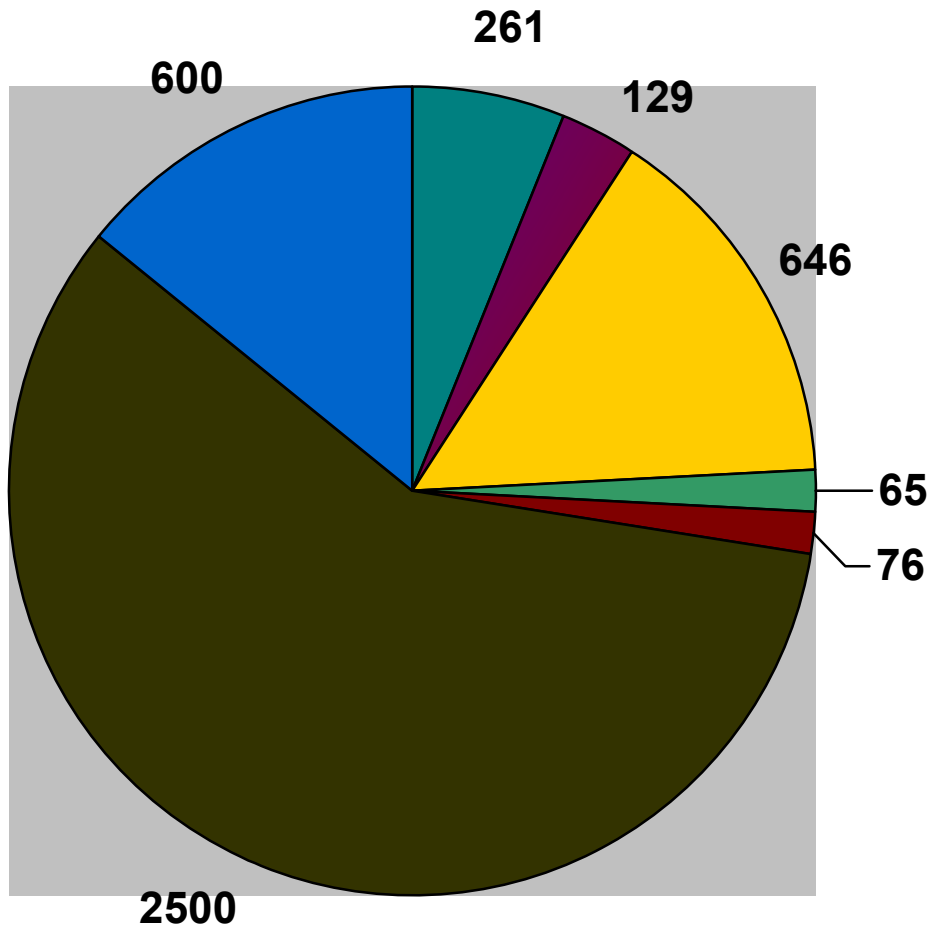
Investigations by County

AUTAUGA	7	JACKSON	9
BALDWIN	21	JEFFERSON	30
BARBOUR	10	LAMAR	8
BIBB	5	LAUDERDALE	38
BLOUNT	7	LAWRENCE	12
BULLOCK	7	LEE	13
BUTLER	2	LIMESTONE	4
CALHOUN	20	LOWNDES	2
CHAMBERS	4	MACON	-
CHEROKEE	4	MADISON	20
CHILTON	7	MARENGO	5
CHOCTAW	1	MARION	12
CLARKE	5	MARSHALL	10
CLAY	1	MOBILE	17
CLEBURNE	4	MONROE	2
COFFEE	16	MONTGOMERY	9
COLBERT	19	MORGAN	11
CONECUH	10	PERRY	7
COOSA	3	PICKENS	4
COVINGTON	11	PIKE	5
CRENSHAW	3	RANDOLPH	5
CULLMAN	11	RUSSELL	1
DALE	8	SHELBY	8
DALLAS	7	ST. CLAIR	16
DEKALB	4	SUMTER	3
ELMORE	9	TALLADEGA	9
ESCAMBIA	22	TALLAPOOSA	7
ETOWAH	7	TUSCALOOSA	12
FAYETTE	5	WALKER	67
FRANKLIN	8	WASHINGTON	2
GENEVA	9	WILCOX	3
GREENE	3	WINSTON	5
HALE	3		
HENRY	7		
HOUSTON	7	TOTAL	633

Investigation Requestors



*Assistance Provided to Others
In Man Hours*





2015 Arrests / Charges

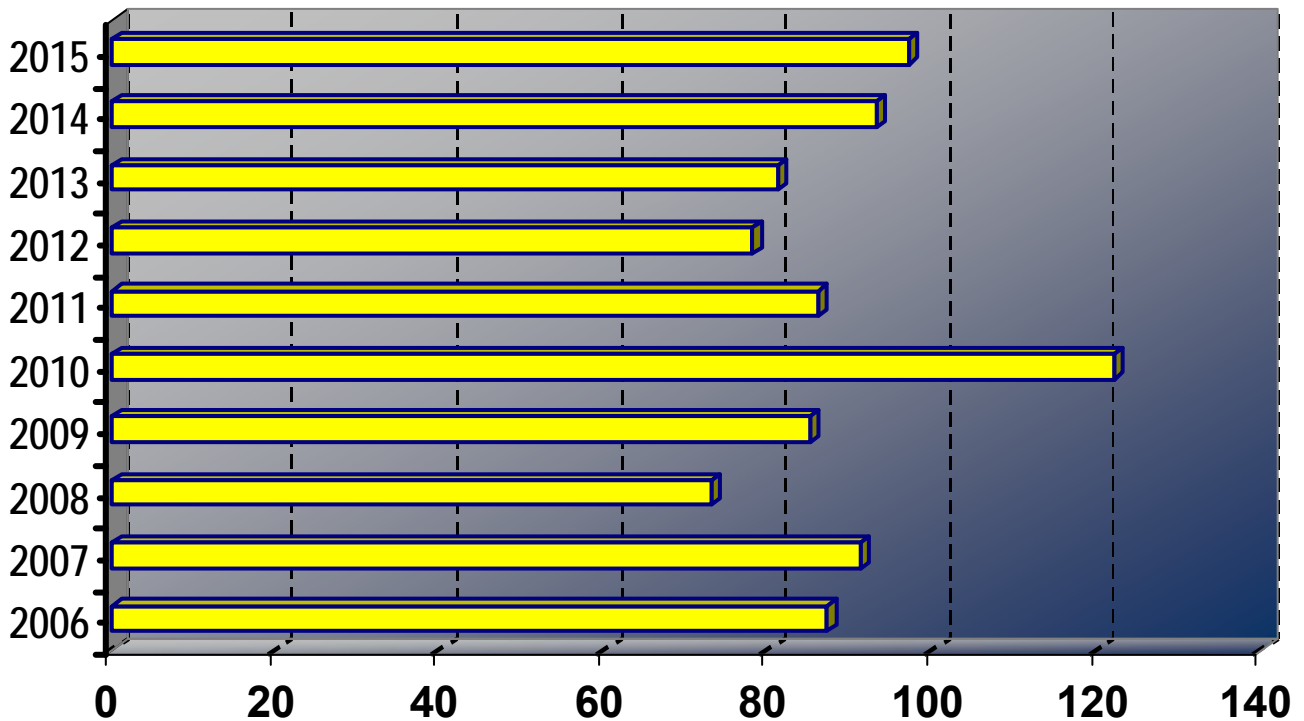


Arson 1 st	11
Arson 2 nd	16
Arson 3 rd	2
Assault 3 rd	1
Attempted Arson 1 st	1
Attempted Murder	3
Attempting to Elude	1
Break/Entering Vehicle	4
Burglary 2 nd	1
Burglary 3 rd	4
Capital Murder	13
Certain Persons Forbidden to Possess Pistol	2
Criminal Mischief 1 st	5
Criminal Mischief 2 nd	1
Destructive Device, or bacteriological	5
Discharging a Firearm into a Building, Auto, Ex.	2
Domestic Violence 2 nd	1
Domestic Violence 3 rd	1
Driving Under the Influence	1
Driving Revoked	1
Drug Trafficking	2
Failure to Appear (FTA) Alias Warrant	1
Falsely Reporting an Incident	1
Fraudulent Use of a Credit or Debit Card	7

Fugitive	1
Harassment	1
Insurance Fraud 1 st	2
Interfering with Child Custody	1
Manufacturing Methamphetamine 1 st	4
Menacing	1
Minor in Possession of Alcohol	2
Murder	1
No Electrician's License	1
Possession of a Firearm	1
Possession of Drug Paraphernalia	5
Possession of Explosive Device	4
Possession of Firearm after Identification Altered	1
Possession or Receipt of a Controlled Substance	6
Probation Revoked	3
Public Intoxication	1
Receiving Stolen Property 1 st	3
Receiving Stolen Property 2 nd	1
Receiving Stolen Property 3 rd	1
Reckless Driving	1
Reckless Endangerment	2
Rendering False Alarm	2
Stalking	1
Terrorist Threat	2
Theft of Property 1 st	5
Theft of Property 2 nd	5
Theft of Property 3 rd	5
Unlawful Breaking and Entering of a Motor Vehicle	9
Unlawful Distribution of a Controlled Substance	5
Unlawful Possession of Marijuana 1 st	3
Unlawful Possession of Marijuana 2 nd	7

Unlawful Possession or Receipt of a Controlled Substance	3
Use or Possession of Drug Paraphernalia	1
Willfully Setting Grass Fires	3
TOTAL	181

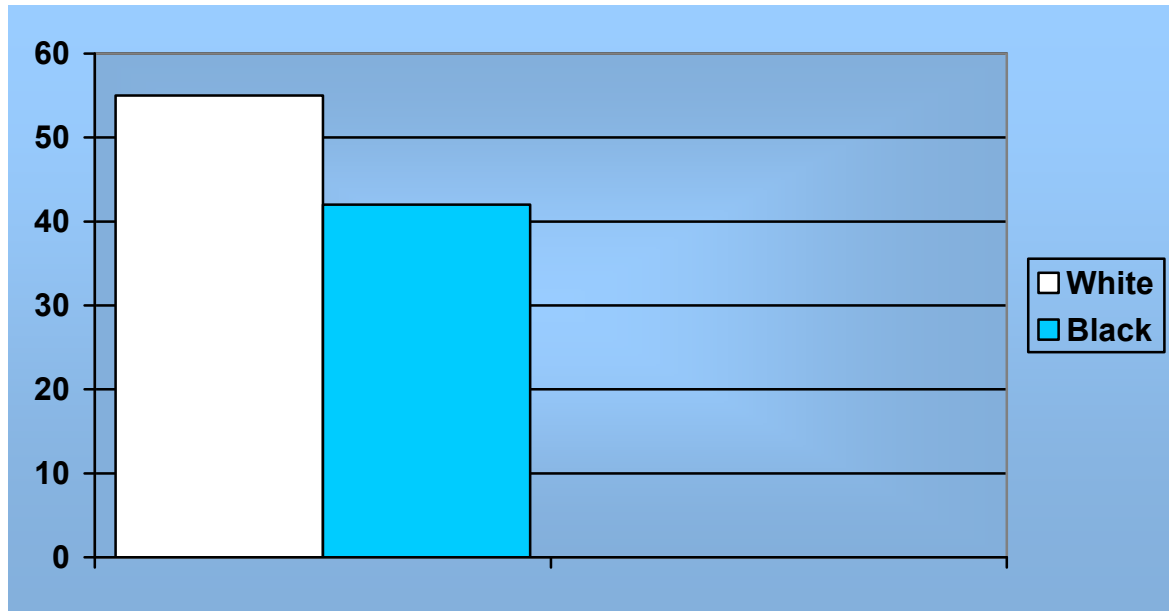
Alabama Fire Fatality Record



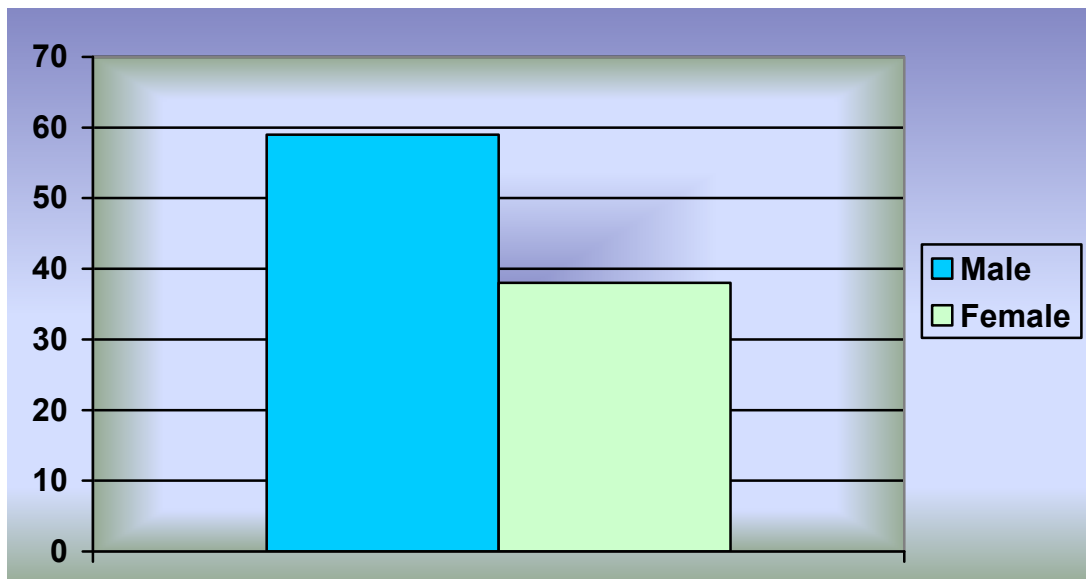
Alabama's fire death record for the past ten years is statistically graphed above. The exact numbers of annual fire-related fatalities are as follows:

2006 - 87
2007 - 91
2008 - 73
2009 - 85
2010 - 122
2011 - 86
2012 - 78
2013 - 81
2014 - 93
2015 - 97

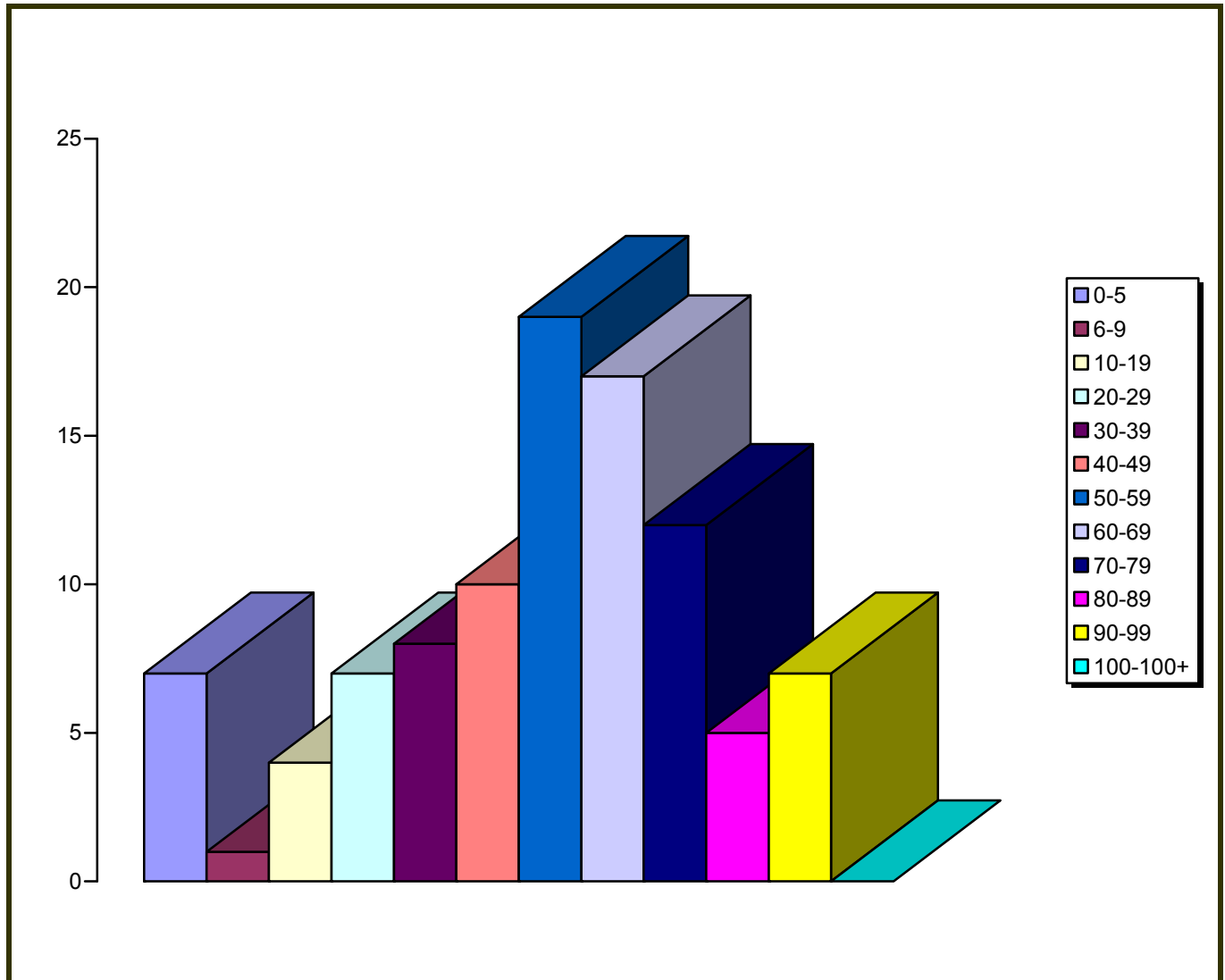
Fatalities by Race



Fatalities by Gender



Fatalities by Age



The fire-related fatalities are broken down into age groups in the graph above. The exact fatalities per age group are as follows:

Age	Number	Age	Number
0 – 5	7	60 – 69	17
6 – 9	1	70 – 79	12
10 – 19	4	80 – 89	5
20 – 29	7	90 – 99	7
30 – 39	8	100+	-
40 – 49	10		
50 – 59	19	Total	97

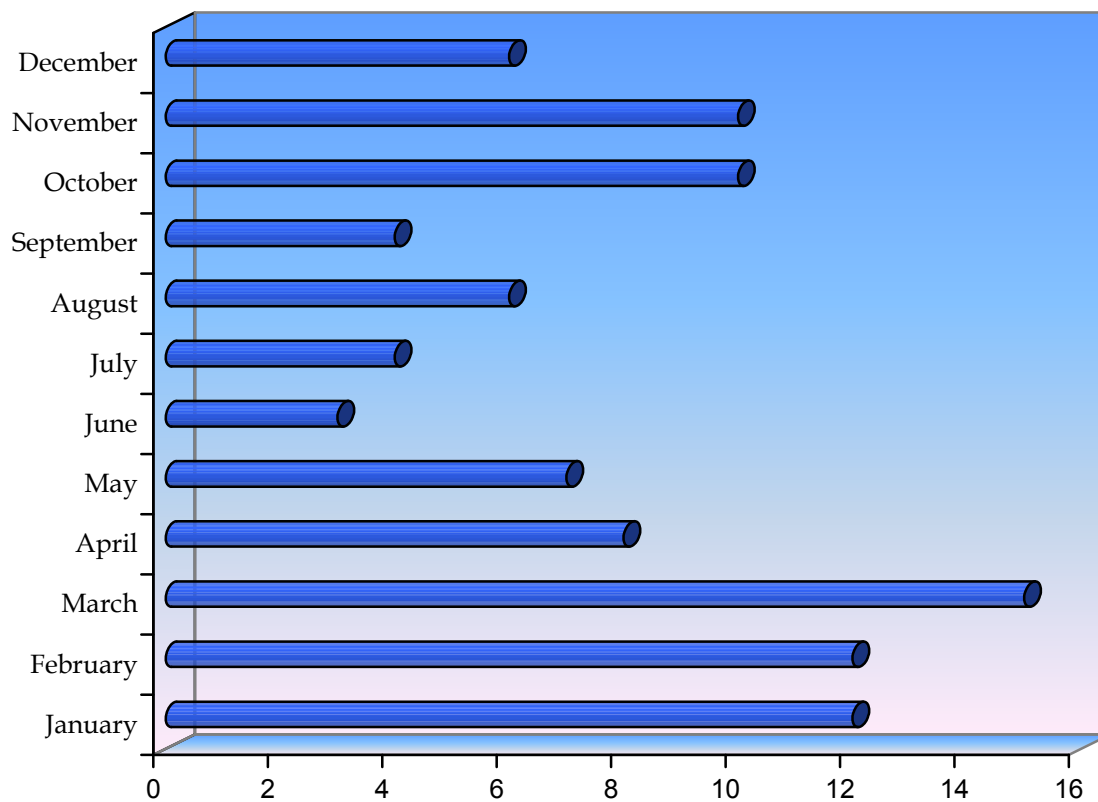
FIRE FATALITY CAUSES

ARSON BY FIRE	4
ELECTRICAL SYSTEM - WIRING - TEMPORARY - EXTERIOR	1
ELECTRICAL SYSTEM - WIRING - PERMANENT - EXTERIOR	1
ELECTRICAL SYSTEM - WIRING - PERMANENT - INTERIOR	4
ELECTRICAL SYSTEM-WIRING- TEMPORARY - INTERIOR	1
NATURAL GAS SYSTEM - PIPING/TUBING- PERMANENT - EXTERIOR	1
IMPROPER HANDLING OF OTHER HAZARDOUS MATERIAL	1
ELECTRIC-PORTABLE HEATERS	1
HEATING EQUIPMENT-L.P. GAS - SPACE HEATER - NONVENTED	1
EQUIPMENT/APPLIANCE - PERMANENT - INTERIOR	1
IMPROPER USE OF CANDLE/OTHER	1
MISUSE OF SMOKING MATERIALS	4
ELECTRIC-STOVE/OVEN- LEFT UNATTENDED	9
NATURAL GAS-STOVE/OVEN-LEFT UNATTENDED	1
UNCONTROLLED OPEN BURNING	1
COMBUSTIBLE TOO CLOSE TO ELECTRIC HEATING EQUIPMENT	2
COMBUSTIBLE TOO CLOSE TO L.P. GAS	1
UNATTENDED CANDLE/OTHER AUXILIARY LIGHTING	2
UNDETERMINED	59
OTHER - NON CRIMINAL	1
TOTAL	97

Fatalities by County

AUTAUGA	-	JACKSON	1
BALDWIN	2	JEFFERSON	12
BARBOUR	-	LAMAR	-
BIBB	1	LAUDERDALE	2
BLOUNT	1	LAWRENCE	6
BULLOCK	1	LEE	1
BUTLER	-	LIMESTONE	-
CALHOUN	3	LOWNDES	-
CHAMBERS	-	MACON	-
CHEROKEE	-	MADISON	5
CHILTON	1	MARENGO	5
CHOCTAW	-	MARION	3
CLARKE	-	MARSHALL	2
CLAY	-	MOBILE	7
CLEBURNE	1	MONROE	-
COFFEE	-	MONTGOMERY	8
COLBERT	-	MORGAN	3
CONECUH	2	PERRY	-
COOSA	-	PICKENS	2
COVINGTON	-	PIKE	-
CRENSHAW	-	RANDOLPH	2
CULLMAN	2	RUSSELL	-
DALE	-	SHELBY	1
DALLAS	3	ST. CLAIR	1
DEKALB	-	SUMTER	-
ELMORE	-	TALLADEGA	1
ESCAMBIA	-	TALLAPOOSA	-
ETOWAH	2	TUSCALOOSA	7
FAYETTE	1	WALKER	3
FRANKLIN	-	WASHINGTON	1
GENEVA	1	WILCOX	-
GREENE	-	WINSTON	1
HALE	-		
HENRY	2		
HOUSTON	-	TOTAL	97

Fatalities by Month



The fire-related fatalities are broken down by months in the graph above.
The exact fatalities per month are as follows:

January	12	July	4
February	12	August	6
March	15	September	4
April	8	October	10
May	7	November	10
June	3	December	6

Total Fatalities – 97

Fraud Unit

The Insurance Fraud Unit investigates reports of suspected fraud brought to our office by the insurance industry and the general public. In 2015, the Fraud Unit had one Special Agent, two Fraud Investigators and one Insurance Fraud Analyst. In 2015, an additional Insurance Fraud Investigator was added bringing the total to three Insurance Fraud Investigators.

The Insurance Fraud Unit received 1,236 suspected fraud referrals during 2015. Seventy-seven (77) of these cases were assigned to investigators for investigation. Thirty-one (31) of these cases have been closed. At the end of 2015, there were 2 cases pending Grand Jury, 5 cases have been cleared by Administrative Action, 7 cases were closed by arrest, 2 cases have warrants issued and arrest pending, 6 cases were unfounded, 9 cases were referred to other agencies and two were closed for lack of prosecution. The remaining cases are under investigation.

Fraud Cases by County

AUTAUGA	-	JACKSON	-
BALDWIN	6	JEFFERSON	14
BARBOUR	1	LAMAR	-
BIBB	-	LAUDERDALE	-
BLOUNT	3	LAWRENCE	1
BULLOCK	1	LEE	1
BUTLER	1	LIMESTONE	1
CALHOUN	1	LOWNDES	-
CHAMBERS	1	MACON	-
CHEROKEE	-	MADISON	3
CHILTON	-	MARENGO	-
CHOCTAW	-	MARION	-
CLARKE	-	MARSHALL	-
CLAY	-	MOBILE	8
CLEBURNE	-	MONROE	2
COFFEE	-	MONTGOMERY	2
COLBERT	1	MORGAN	1
CONECUH	-	PERRY	-
COOSA	-	PICKENS	-
COVINGTON	-	PIKE	-
CRENSHAW	-	RANDOLPH	-
CULLMAN	1	RUSSELL	2
DALE	-	SHELBY	1
DALLAS	-	ST. CLAIR	1
DEKALB	1	SUMTER	-
ELMORE	1	TALLADEGA	4
ESCAMBIA	-	TALLAPOOSA	-
ETOWAH	-	TUSCALOOSA	3
FAYETTE	-	WALKER	-
FRANKLIN	-	WASHINGTON	-
GENEVA	1	WILCOX	-
GREENE	1	WINSTON	-
HALE	2		
HENRY	1		
HOUSTON	4	TOTAL	71