

2011



CRIME
IN
KENTUCKY



Steven L. Beshear
Governor

KENTUCKY STATE POLICE
919 VERSAILLES ROAD
FRANKFORT, KY 40601
Phone: (502) 695-6300
www.kentuckystatepolice.org

J. Michael Brown
Secretary

Rodney Brewer
Commissioner


Crime in Kentucky recipient:

Enclosed is your copy of *Crime in Kentucky – 2011*. This publication would not have been possible to produce without the continued cooperation of all Kentucky Law Enforcement Agencies.

Questions concerning this annual publication or statistics provided by your individual law enforcement agency should be directed to the Program Coordinator of the Kentucky State Police Uniform Crime Reporting section at 502-227-8700.

These statistics will also be available in the future on the Kentucky State Police website at www.kentuckystatepolice.org

Respectfully,



Captain John Carrico
Commander
Criminal Identification & Records Branch

Enclosure

CRIME
IN
KENTUCKY

COMMONWEALTH OF KENTUCKY
2011 CRIME REPORT

STEVEN L. BESHEAR
GOVERNOR

RODNEY BREWER
COMMISSIONER
KENTUCKY STATE POLICE

TABLE OF CONTENTS

MESSAGE FROM THE GOVERNOR	vii
LETTER OF TRANSMITTAL, COMMISSIONER, KENTUCKY STATE POLICE	viii
DEDICATION	ix
KENTUCKY CRIME FACTS	xi
KENTUCKY'S UNIFORM CRIME REPORTING	1
KENTUCKY UNIFORM CRIME REPORTING SYSTEM	2
STATE OFFENSE DATA	3
OFFENSE DATA - COLLEGES AND UNIVERSITIES	4
CITIES OVER 10,000 IN POPULATION - GROUP A OFFENSES	5
TOTAL POPULATION BY COUNTY MAP	7
CLEARANCE RATES	8
ARSON	9
ASSAULT OFFENSES	11
BRIBERY	13
BURGLARY / BREAKING AND ENTERING	15
COUNTERFEITING / FORGERY	17
DESTRUCTION / DAMAGE / VANDALISM OF PROPERTY	19
DRUG / NARCOTIC OFFENSES	21
EMBEZZLEMENT	23
EXTORTION / BLACKMAIL	25
FRAUD OFFENSES	27
GAMBLING OFFENSES	29
HOMICIDE OFFENSES	31
KIDNAPPING / ABDUCTION	33
LARCENY / THEFT OFFENSES	35
VALUE OF PROPERTY STOLEN / RECOVERED	36

TABLE OF CONTENTS

MOTOR VEHICLE THEFT	38
PORNOGRAPHY / OBSCENE MATERIAL	40
PROSTITUTION	42
ROBBERY	44
SEX OFFENSES (FORCIBLE)	46
SEX OFFENSES (NON-FORCIBLE)	48
STOLEN PROPERTY	50
WEAPON LAW VIOLATIONS	52
OFFENSES BY COUNTY AND AGENCY - REPORTED AND CLEARED	54
PROGRAMS OF INTEREST	318
DOMESTIC VIOLENCE	319
HATE / BIAS CRIME	321
DRIVING UNDER THE INFLUENCE	324
DUI ARRESTS BY AGE, SEX, AND RACE	325
DUI CONVICTIONS BY COUNTY	329
STATE ARREST DATA	333
2011 STATE ARREST DATA - GROUP A & B OFFENSES	334
2011 TOTAL ARRESTS BY AGE - JUVENILE	335
2011 TOTAL ARRESTS BY AGE - ADULT	336
2011 TOTAL ARRESTS BY SEX	338
2011 TOTAL ARRESTS BY RACE	339
TOTAL ARRESTS BY COUNTY - ADULT AND JUVENILE	340
GROUP-A ARRESTS BY COUNTY MAP	380
GROUP-B ARRESTS BY COUNTY MAP	381
2011 DRUG ARRESTS	382
BY AREA DEVELOPMENT DISTRICT AND DRUG TYPE	383

TABLE OF CONTENTS

BY COUNTY AND DRUG TYPE	384
DRUG LAW ARRESTS BY COUNTY MAP	387
METHAMPHETAMINE LAB RESPONSE GRAPH	388
METHAMPHETAMINE LABS BY COUNTY MAP	389
LAW ENFORCEMENT EMPLOYEES	390
MUNICIPAL POLICE DEPARTMENTS	391
SHERIFF'S DEPARTMENTS	396
COUNTY POLICE DEPARTMENTS	398
DRUG TASK FORCES	399
OTHER LAW ENFORCEMENT AGENCIES	399
COLLEGES/SCHOOLS/UNIVERSITIES & STATE AGENCIES	400
LAW ENFORCEMENT OFFICERS KILLED OR ASSULTED	401
KENTUCKY SUMMARY AGENCIES	403
ELECTRONIC FINGERPRINTS	408
GLOSSARY	411



COMMONWEALTH OF KENTUCKY
OFFICE OF THE GOVERNOR

STEVEN L. BESHEAR
GOVERNOR

700 CAPITOL AVENUE
SUITE 100
FRANKFORT, KY 40601
(502) 564-2611
FAX: (502) 564-2517

My Fellow Kentuckians:

Crime affects the lives of all Kentuckians. This 2011 **Crime in Kentucky** report presents a statewide overview of serious crimes that have occurred within our Commonwealth.

As concerned citizens, we strive to make our state a safer place to live. I hope that the information contained in this report will aid in your awareness of the reality of crime and the necessity for developing effective strategies to combat criminal acts.



It is extremely important for all citizens of Kentucky to become actively involved in crime prevention. As Governor, I urge you to continue to support our law enforcement officials in their daily fight against crime.

Sincerely,

A handwritten signature in black ink that reads "Steven L. Beshear".

Steven L. Beshear



Steven L. Beshear
Governor

KENTUCKY STATE POLICE

919 Versailles Road
Frankfort, Kentucky 40601
www.kentuckystatepolice.org

J. Michael Brown
Secretary

Rodney Brewer
Commissioner

The Honorable Steven L. Beshear
Governor of Kentucky
The Capitol
Frankfort, Kentucky 40601

Dear Governor Beshear:

In accordance with Chapter 17 of the Kentucky Revised Statutes, I am pleased to submit to you and the citizens of Kentucky the 42nd annual Crime in Kentucky Report.

It must be noted that these crime statistics could not have been accurately compiled without the dedication and cooperation of all law enforcement agencies throughout the Commonwealth.



The Kentucky State Police pledges its continued support to improving the quality, accuracy and timeliness of Kentucky's Uniform Crime Reporting System.

Respectfully submitted,

Rodney Brewer
Commissioner

DEDICATION

This 2011 Crime in Kentucky Report is dedicated to:

Officer James Sticklen
(Alexandria Police Department)

***WHO PAID THE SUPREME SACRIFICE OF THEIR LIVES
ON BEHALF OF THE CITIZENS
OF THE COMMONWEALTH OF KENTUCKY***



Officer James Sticklen

James Sticklen served as an officer with the Alexandria Police Department in Alexandria, Kentucky since 1992. He was a twenty-year veteran of law enforcement, and prior to his service with Alexandria Police Department he held various positions, including Chief in Brooksville, Kentucky, an Officer in Maysville, Kentucky, and a School Resource Officer at Campbell County Middle School.

In 2011, while attending training in Corbin, Kentucky, Officer Sticklen sustained a fatal injury from a pulmonary embolism as a result of a prior duty related incident at a Campbell County school.

He is survived by his wife and 3 children.

2011 KENTUCKY CRIME FACTS

- 198,889 serious crimes were committed in 2011.
- A serious crime was committed every 2 minutes and 38 seconds.
- Homicide offenses were committed every 39 hours and 16 minutes.
- Firearms were used in 55% of all homicides.
- Motor vehicle thefts were committed every 1 hour and 59 minutes.
- Forcible sex offenses were committed every 1 hour and 5 minutes.
- Robbery was committed every 4 hours and 56 minutes.
- 49% of violent crimes were solved.
- 964 police officers were assaulted.
- 21% of property crimes were solved.
- Property crimes outnumbered violent crimes by 2.8 to 1.
- 25,841 persons were arrested for DUI.
- 38,020 arrests were made for drug violations.
- A total of 297,738 arrests were made in 2011.



**KENTUCKY'S
UNIFORM
CRIME
REPORTING
SYSTEM**

KENTUCKY'S UNIFORM CRIME REPORTING SYSTEM

Prior to July 1, 1987, Kentucky's Uniform Crime Reporting System was based on the accumulation of a monthly summary of criminal offenses and arrests by state and local law enforcement agencies. The data submitted was sufficient for broad analysis of general crime trends, however, it did not provide necessary tools for detailed studies required to meet the needs of criminal justice professionals, the law enforcement community, and Kentucky Legislators. **After July 1, 1987**, law enforcement agencies were required to submit "incident" information which differed from "summary" in that it provided full detail crime specifics. This marked the beginning of Kentucky's Incident Based Reporting System, which required the submission of either the Uniform Offense Report (UOR1) or the uniform data elements as contained in the statewide database. The state has been certified for National Incident Based Reporting System (NIBRS) reporting, which is already taking place in selected law enforcement agencies. As more agencies become technologically able to submit incident based information, our crime data will become more complete – thus greatly enhancing our query capabilities.

1998

In an effort to improve the quality of the Crime in Kentucky publication, several adaptations were made in 1998 data reporting and have continued through 2011. These changes are in accordance with UCR guidelines and will affect the ability to compare numbers published in the 1998 through 2011 reports with previously published data. In a multiple-offense situation (committed by the same person or group of persons) the Hierarchy Rule is applied. This requires counting only the highest offense for statistical comparison purposes. This applies only to crime reporting and does not affect the number of charges for which the defendant may be prosecuted in the courts. An exception to the Hierarchy Rule is Arson, in which each offense (even in the case of multiple charges) is counted for statistical analysis.

2011

Previous versions of the Crime in Kentucky publication have provided data in the format of Part I and Part II crimes. Definitions of Part I crimes were listed on individual offense pages and statistical information was provided in regards to the particular offense. In an effort to reflect the standards of reporting and information gathering that the FBI uses when compiling data, the Kentucky State Police repository has moved from a Part I and II crime reporting format to a Group-A and Group-B format. Any dramatic increases or decreases in numbers for this year compared to previous years may be linked to this reason. It should be noted that summary agency data is not included in Group-A and Group-B format. There is a "Summary Agency" section located in the back of this publication for statistical purposes.

Group-A crimes consist of 22 categories and comprise the more serious offenses such as Homicide, Robbery, and Arson. Of these 22 Group-A categories, there are 46 subcategories that fall under them; this would include a breakdown of the serious offenses to describe the different types of crimes that fit into each category – As an example: Aggravated Assault, Simple Assault, and Intimidation all fall under the Assault Offense category. Impersonation, Welfare Fraud, and Wire Fraud would all fall under the Fraud Offense category. Just as Part I crimes were listed on individual offense pages in previous publications, Group-A crimes have been listed in the same fashion. Each of the 22 Group-A offenses have their own page with a breakdown of their stats and a definition to describe the offense.

Group-B crimes consist of the less severe offenses such as Bad Checks, Drunkenness, and Disorderly Conduct. This group contains 11 different categories, including **All Other Offenses** for those Group-B crimes that do not fall directly into a specified offense.

STATE OFFENSE DATA

GROUP-A	2011	% DISTRIBUTED
Arson	426	0.21%
Assault Offenses	26,978	13.56%
Bribery	67	0.03%
Burglary / Breaking and Entering	22,028	11.08%
Counterfeiting/Forgery	8,924	4.49%
Destruction/Damage/Vandalism of Property	18,634	9.37%
Drug/Narcotic Offenses	35,665	17.93%
Embezzlement	0	0.00%
Extortion/Blackmail	27	0.01%
Fraud Offenses	7,100	3.57%
Gambling Offenses	10	0.01%
Homicide Offenses	223	0.11%
Kidnapping/Abduction	459	0.23%
Larceny/Theft Offenses	55,765	28.04%
Motor Vehicle Theft	4,400	2.21%
Pornography/Obscene Material	2,590	1.30%
Prostitution Offenses	112	0.06%
Robbery	1,774	0.89%
Sex Offenses, Forcible	8,033	4.04%
Sex Offenses, Nonforcible	550	0.28%
Stolen Property Offenses (Receiving, etc.)	3,401	1.71%
Weapon Law Violations	1,723	0.87%
TOTAL GROUP-A OFFENSES	198,889	100%

The total number of Group A crimes reported by law enforcement agencies in Kentucky during 2011 is shown in the chart above. These overall statistics reflect only offenses reported to or known by the police.

Higher numbers may be the result of the way crime is being reported this year versus previous years with the change from Part-I offenses to Group-A offenses, as well as reporting from some agencies in 2011 that did not submit data in 2010.

When making comparisons between years, the following should be taken into account: (1) Data is not inclusive of all offenses reported to the police; (2) Increases or decreases in the number of crimes reported can be attributed to a variety of factors, including methods of reporting and tabulating on the part of law enforcement agencies; (3) Differing levels of citizen awareness and their responsibility to report crimes have a direct impact on the number of reports received by police.

In viewing and comparing this data, it should be noted that these crime statistics are being reported by the number of victims rather than the number of offenses against the same victim. In keeping with Uniform Crime Reporting guidelines, the Hierarchy Rule is applied in multiple-offense situations. An exception to this rule is Arson, in which each offense (even in the case of multiple charges) is counted for statistical analysis.

**OFFENSE DATA
COLLEGES AND UNIVERSITIES**

GROUP-A	Eastern KY University	KY State University	Morehead University	Murray St. University	Northern KY University	University of Kentucky	University of Louisville	Western KY University	Total
Arson	2	1	1	1	0	0	0	0	5
Assault Offenses	62	16	14	24	16	79	66	25	302
Bribery	0	0	0	0	0	0	0	0	0
Burglary / Breaking and Entering	47	20	9	26	11	17	35	34	199
Counterfeiting/Forgery	3	0	0	5	4	20	1	1	34
Destruction/Damage/Vandalism of Property	105	19	30	48	18	134	81	47	482
Drug/Narcotic Offenses	37	4	36	22	39	162	132	133	565
Embezzlement	0	0	0	0	0	0	0	0	0
Extortion/Blackmail	0	1	0	0	0	0	0	0	1
Fraud Offenses	5	4	0	1	7	28	13	15	73
Gambling Offenses	0	0	0	0	0	0	0	0	0
Homicide Offenses	0	0	0	0	0	0	0	0	0
Kidnapping/Abduction	1	0	0	0	0	0	0	0	1
Larceny/Theft Offenses	180	92	66	137	137	563	249	153	1577
Motor Vehicle Theft	1	0	0	1	0	12	15	2	31
Pornography/Obscene Material	1	0	1	0	1	0	1	0	4
Prostitution Offenses	0	0	0	0	0	0	0	0	0
Robbery	2	2	0	0	0	3	6	3	16
Sex Offenses, Forcible	6	2	3	2	1	5	0	5	24
Sex Offenses, Nonforcible	0	0	0	0	0	0	0	0	0
Stolen Property Offenses (Receiving, etc.)	5	3	0	13	1	15	7	4	48
Weapon Law Violations	0	1	0	0	0	12	5	3	21
TOTAL GROUP-A OFFENSES	457	165	160	280	235	1050	611	425	3383

*The chart above shows Group-A offenses which were reported by college and university campuses with security/police departments.

KENTUCKY “CRIME INDEX” = 4,424.04

The crime index, or rate, is used nationally and is derived from the following formula:

Population divided by 100,000 = X

Number of offenses divided by X = Crime Index

Kentucky’s crime index for 2011 is based on the current estimated population of 4.36 million.

**A SERIOUS CRIME OCCURS IN
KENTUCKY EVERY
2 MINUTES
38 SECONDS**

Below, Group-A offenses are shown for those cities with over 10,000 in population.

** Some agencies within these cities submitted summary data for at least part of 2011 which is not included in the figures below.

CITIES	Arson	Assault Offenses	Bribery	Burglary / Breaking and Entering	Counterfeiting/Forgery	Destruction/Damage/Vandalism of Property	Drug/Narcotic Offenses	Embezzlement	Extortion/Blackmail	Fraud Offenses	Gambling Offenses	Homicide Offenses
Ashland	4	329	2	369	178	169	467	0	1	149	2	8
Bardstown	0	153	2	180	125	104	196	0	0	30	0	0
Berea	4	155	0	282	79	105	192	0	1	77	0	3
Bowling Green	2	1,091	2	658	271	1,135	1,256	0	2	309	0	6
Burlington	0	89	0	69	21	100	56	0	0	46	0	0
Covington	17	1,228	1	741	159	874	1,257	0	1	230	0	1
Danville	4	276	0	149	128	173	234	0	1	92	0	1
Elizabethtown	13	453	1	181	163	253	634	0	0	202	0	3
Erlanger	1	133	1	137	23	146	84	0	0	47	0	2
Frankfort	6	571	0	442	130	377	342	0	1	147	0	2
Flatwoods	0	44	0	64	27	12	67	0	1	18	0	0
Florence	7	329	3	231	198	519	288	0	1	259	0	6
Fort Thomas	0	91	0	51	20	52	200	0	0	27	0	0
Georgetown	5	84	0	76	18	44	172	0	1	32	0	0
Glasgow	5	230	0	98	84	156	663	0	0	34	0	3
Henderson	0	189	1	73	35	127	137	0	0	25	0	2
Hopkinsville	13	531	9	513	137	369	798	0	4	192	0	5
Independence	0	192	1	122	20	85	153	0	0	53	0	1
Jeffersontown	0	71	0	161	30	108	44	0	0	27	0	2
Lawrenceburg	1	101	0	85	43	31	275	0	0	170	0	2
Lexington	19	1,901	2	1,248	522	2,223	1,665	0	1	591	1	3
Louisville	3	255	0	126	14	267	261	0	0	66	0	4
Lyndon	0	3	0	3	0	3	0	0	0	0	0	0
Madisonville	5	298	0	175	147	108	516	0	0	98	0	0
Mayfield	2	344	4	136	52	111	574	0	0	43	0	2
Middlesboro	4	137	0	110	70	121	346	0	0	39	0	4
Murray	3	288	1	267	46	200	291	0	1	68	0	1
Newport	0	4	0	0	0	4	48	0	0	0	0	0
Nicholasville	9	423	0	524	149	345	553	0	0	128	0	2
Owensboro	8	1,365	0	665	99	990	1,396	0	0	141	0	2
Paducah	6	1,233	1	307	149	529	1,275	0	2	146	0	6
Radcliff	9	313	0	106	70	87	385	0	0	99	0	2
Richmond	7	728	1	689	311	729	789	0	0	251	0	6
Shelbyville	4	265	0	180	91	196	175	0	0	119	0	0
Shepherdsville	1	208	0	399	64	174	218	0	0	56	0	0
Shively	0	114	0	253	30	222	6	0	0	84	0	3
Somerset	2	183	0	386	185	123	610	0	1	71	0	1
St. Matthews	0	103	0	121	24	122	172	0	0	52	0	0
Winchester	2	29	0	114	11	32	120	0	0	31	0	0
Total	166	14,534	32	10,491	3,923	11,525	16,915	0	19	4,249	3	83

CONTINUED

Group-A offenses are shown for those cities with over 10,000 in population.

** Some agencies within these cities submitted summary data for at least part of 2011 which is not included in the figures below.

CITIES	Kidnapping/Abduction	Larceny/Theft Offenses	Motor Vehicle Theft	Pornography/Obscene Material	Prostitution Offenses	Robbery	Sex Offenses, Forcible	Sex Offenses, Nonforcible	Stolen Property Offenses (Receiving, etc.)	Weapon Law Violations	Total
Ashland	3	1,155	49	8	1	39	43	1	160	14	3,151
Bardstown	0	444	13	5	0	8	64	3	22	15	1,364
Berea	2	582	46	6	0	16	30	0	31	8	1,619
Bowling Green	20	2,994	164	114	0	69	157	12	93	57	8,412
Burlington	3	249	13	2	0	2	25	1	11	1	688
Covington	32	1,623	215	15	16	156	70	3	148	66	6,853
Danville	3	598	29	8	0	25	38	2	31	12	1,804
Elizabethtown	2	1,028	57	3	0	17	46	5	71	35	3,167
Erlanger	3	421	19	0	0	15	18	0	18	10	1,078
Frankfort	18	1,033	78	14	0	40	86	3	36	28	3,354
Flatwoods	0	110	5	0	0	3	7	0	13	4	375
Florence	5	1,910	76	10	0	44	52	0	94	8	4,040
Fort Thomas	1	221	22	0	0	4	1	0	12	0	702
Georgetown	2	135	13	15	0	1	23	0	13	4	638
Glasgow	4	351	27	1	0	3	31	2	25	18	1,735
Henderson	3	252	18	3	0	5	16	14	30	13	943
Hopkinsville	17	1,141	79	11	1	51	91	1	70	56	4,089
Independence	3	263	18	7	0	6	18	0	13	9	964
Jeffersontown	2	451	37	4	0	30	17	1	11	2	998
Lawrenceburg	2	195	19	46	0	4	32	4	17	11	1,038
Lexington	58	5,387	357	25	50	247	198	6	168	109	14,781
Louisville	3	510	53	4	0	22	9	0	34	23	1,654
Lyndon	0	11	0	0	0	0	0	0	0	0	20
Madisonville	7	570	46	147	0	5	141	72	31	30	2,396
Mayfield	6	278	31	5	0	9	34	0	33	41	1,705
Middlesboro	3	702	22	29	1	17	17	0	34	7	1,663
Murray	8	658	40	1	0	9	20	0	33	14	1,949
Newport	0	13	0	0	0	0	0	0	2	0	71
Nicholasville	7	1,393	70	6	0	47	49	1	137	17	3,860
Owensboro	12	2,231	112	5	0	40	183	8	29	31	7,317
Paducah	11	1,430	98	14	2	44	104	6	53	76	5,492
Radcliff	4	465	21	0	0	30	46	2	17	14	1,670
Richmond	12	2,060	77	34	3	60	78	10	125	42	6,012
Shelbyville	4	502	39	42	0	18	77	9	42	30	1,793
Shepherdsville	2	507	48	3	0	11	118	22	20	3	1,854
Shively	2	425	89	0	0	46	18	1	27	5	1,325
Somerset	7	1,047	29	5	0	16	32	2	17	40	2,757
St. Matthews	1	516	25	0	0	14	2	0	19	6	1,177
Winchester	1	178	12	0	0	1	16	0	28	3	578
Total	273	34,039	2,166	592	74	1,174	2,007	191	1,768	862	105,086


CLEARANCE RATES

Clearance rates are the percentages of cases cleared (through arrest or exceptional means) when compared with the total number of offenses reported to or known by the police. As shown in the chart, clearance rates for property crimes are traditionally low. With the exception of robbery, clearance rates for violent crimes are high. High clearance rates for murder, rape, and assault are attributable to the fact that the perpetrator is known, recognizable, or in some way usually associated with the victim. Low clearance rates for property crimes can be attributed to the difficulty of the victim identifying the perpetrator.

The pie charts below depict the relative clearance rates of property versus violent Group A crimes.

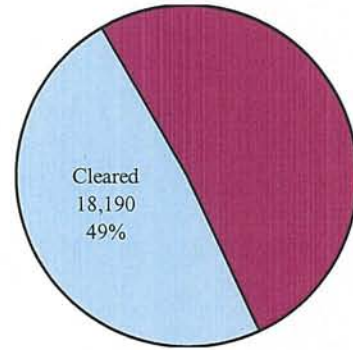
Property Crimes Outnumbered Violent Crimes 2.8 to 1

PROPERTY CRIMES
 Arson, Burglary, Destruction of Property, Larceny, Motor Vehicle Theft, Stolen Property
TOTAL OFFENSES
104,654



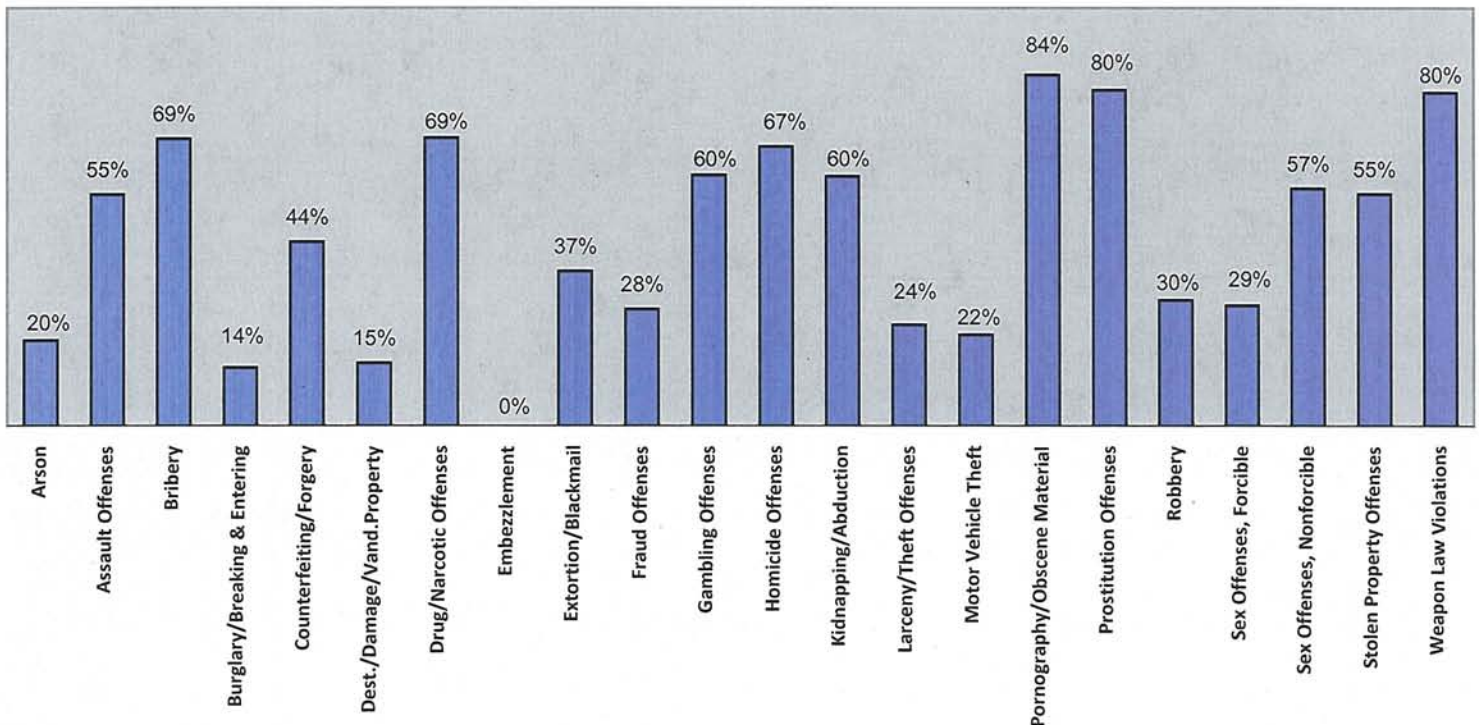
VS.

VIOLENT CRIMES
 Assault, Homicide, Kidnapping/Abduction, Robbery, Sex Offenses (Forcible)
TOTAL OFFENSES
37,467



The graph below depicts relative clearance rates for each of the 22 Group-A crimes.

CLEARANCE RATES (%)



ARSON

DEFINITION

Arson includes any willful or malicious burning or attempt to burn (with or without intent to defraud) a residence, public building, motor vehicle or aircraft, personal property of another, etc. Only fires determined to have been willfully or maliciously set are classified as arson.

NUMBER OF ARSONS	CLEARED	CLEARANCE RATE
426	87	20%

The chart below shows the number of arsons by property classification, and the estimated value of property damage or destruction.

ARSON WAS COMMITTED EVERY 20 HOURS AND 33 MINUTES

PROPERTY CLASSIFICATION	NUMBER OF OFFENSES	ESTIMATED VALUE OF PROPERTY DAMAGED
Single Occupancy Residential (Houses, Townhouses, Duplexes, etc.)	158	\$ 6,536,075.00
Other Residential (Apartments, Flats, Hotels, Motels, Dorms, etc.)	48	\$ 1,935,823.99
Storage (Barns, Garages, Warehouses, etc.)	18	\$ 129,105.00
Other Commercial (Stores, Restaurants, Offices, etc.)	15	\$ 371,204.00
Community/Public (Churches, Jails, Schools, Colleges, Hospitals, etc.)	13	\$ 92,810.00
All Other Structures (Outbuildings, Monuments, Buildings under Construction, etc.)	21	\$ 275,656.00
TOTAL STRUCTURE	273	\$ 9,340,673.99
Motor Vehicles (Autos, Trucks, Buses, Motorcycles, etc.)	64	\$ 521,138.01
Other Mobile Property (Trailers, Recreational Vehicles, Airplanes, Boats, etc.)	11	\$ 129,775.00
TOTAL MOBILE	75	\$ 650,913.01
Fences, Crops, Timber, etc.	1	\$ 900.00
Household Goods, Consumable Goods, Merchandise, Clothes/Furs, etc.	21	\$ 117,328.00
Money, Negotiable Instruments, Collections/Collectibles	3	\$ 30,001.00
Industrial/Manufacturing tools and equipment	4	\$ 58,000.00
Office-Type Equipment	2	\$ 3,001.00
Purses/Handbags/Wallets	1	\$ 45.00
Recordings-Audio/Visual	1	\$ 1.00
Other	45	\$ 475,986.00
TOTAL OTHER	78	\$ 685,262.00
GRAND TOTAL	426	\$ 10,676,849.00

* Definitions acquired from the U.S. Department of Justice publication: August 2000 National Incident Based Reporting System-Volume 1

ASSAULT OFFENSES

DEFINITION

An unlawful attack by one person upon another.

NUMBER OF ASSAULTS	CLEARED	CLEARANCE RATE
26,978	14,920	55%

ASSAULT WAS COMMITTED EVERY 19 MINUTES AND 28 SECONDS

BREAKDOWN	# OF OFFENSES	CLEARED	CLEARANCE RATE
AGGRAVATED ASSAULT	3,140	1,724	55%
SIMPLE ASSAULT	14,072	7,607	54%
INTIMIDATION	9,766	5,589	57%

Aggravated Assault is an unlawful attack by one person upon another wherein the offender uses a weapon or displays it in a threatening manner, or the victim suffers obvious severe or aggravated bodily injury involving apparent broken bones, loss of teeth, possible internal injury, severe laceration, or loss of consciousness.

WEAPONS USED IN AGGRAVATED ASSAULT		
WEAPON TYPE	NUMBER	% OF TOTAL
FIREARMS	269	9%
KNIVES	513	16%
PERSONAL WEAPONS	1,211	39%
OTHER WEAPONS	1,147	37%
TOTAL	3,140	100%

* Definitions acquired from the U.S. Department of Justice publication: August 2000 National Incident Based Reporting System-Volume 1

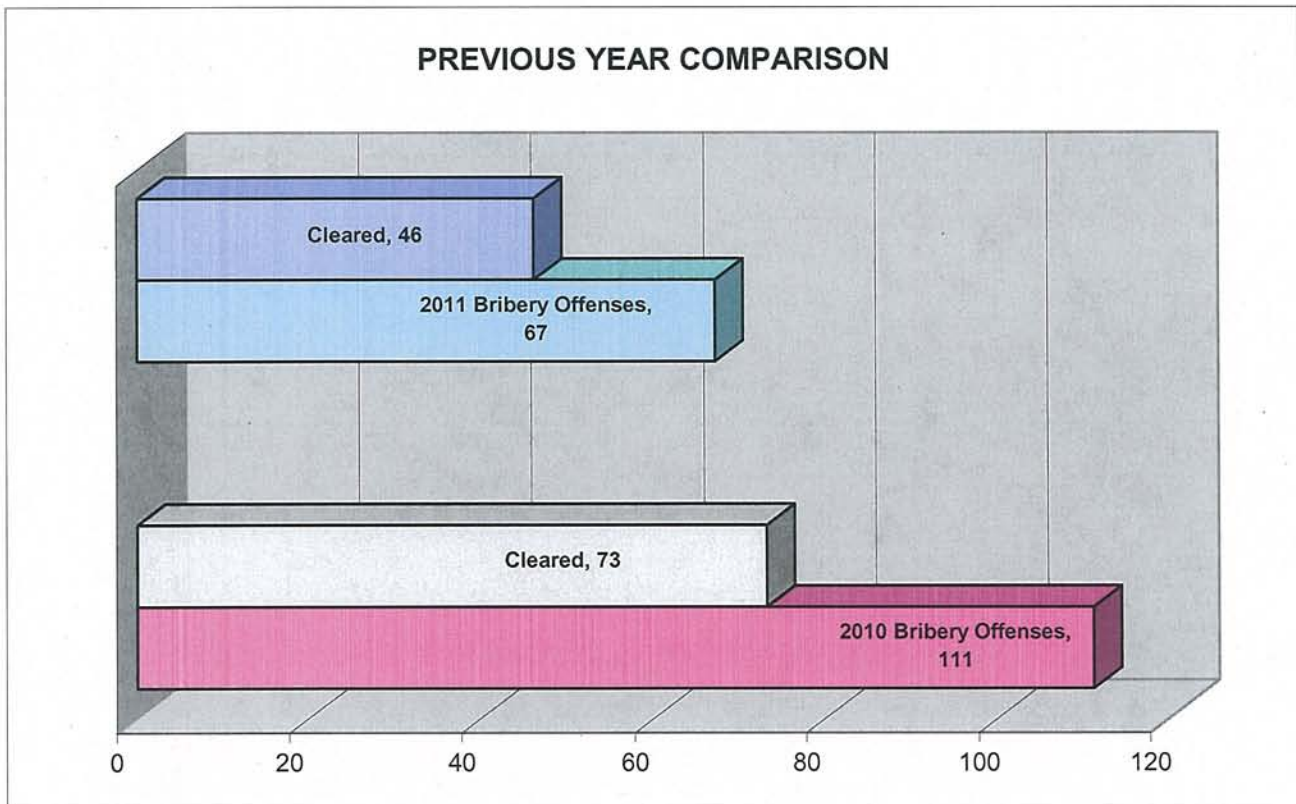
BRIBERY

DEFINITION

The offering, giving, receiving, or soliciting of anything of value (i.e., a bribe, gratuity, or kickback) to sway the judgment or action of a person in a position of trust or influence.

NUMBER OF BRIBERY OFFENSES	CLEARED	CLEARANCE RATE
67	46	69%

BRIBERY WAS COMMITTED EVERY 5 DAYS AND 10 HOURS



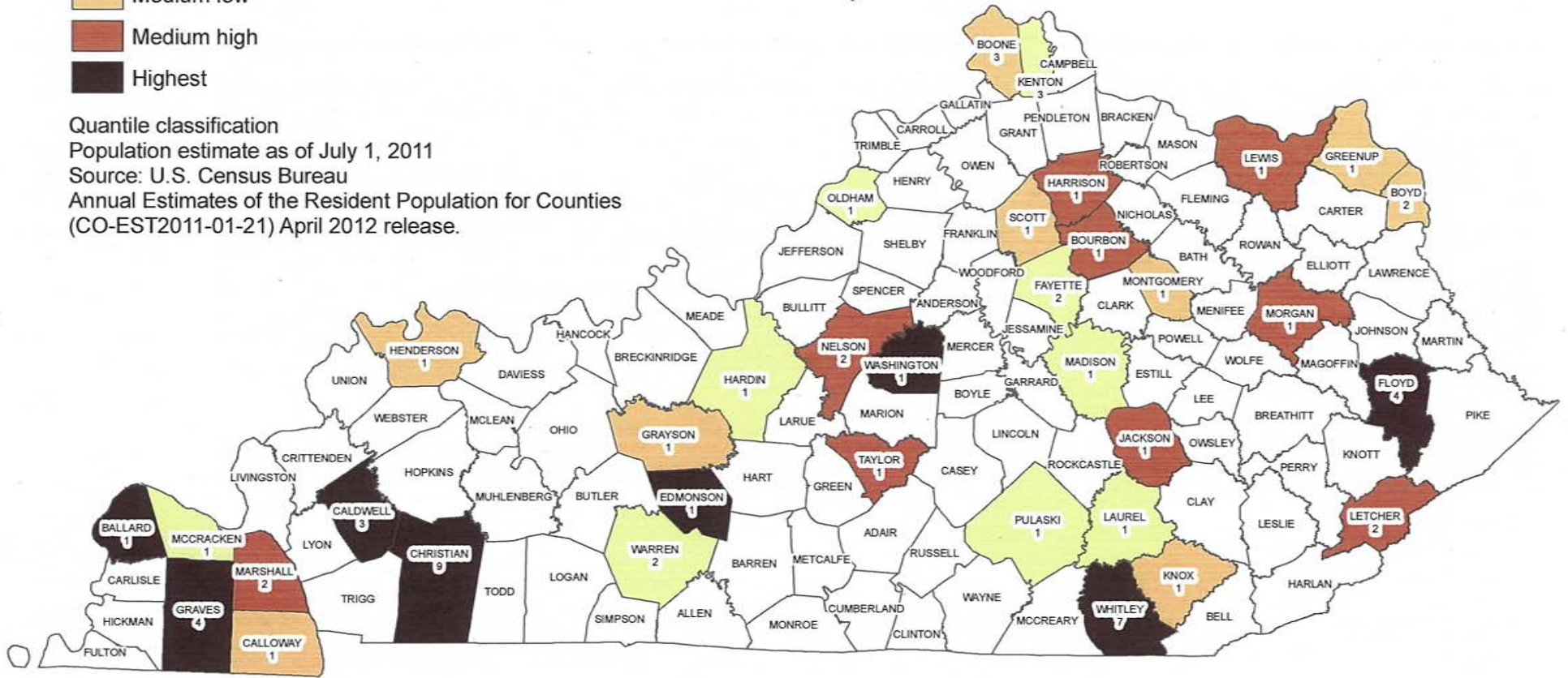
* Definitions acquired from the U.S. Department of Justice publication: August 2000 National Incident Based Reporting System-Volume 1

Per capita rate ranking

- No offenses reported
- Lowest
- Medium low
- Medium high
- Highest

Kentucky State Police
Criminal Identification and Records Branch
GIS Section

Quantile classification
Population estimate as of July 1, 2011
Source: U.S. Census Bureau
Annual Estimates of the Resident Population for Counties
(CO-EST2011-01-21) April 2012 release.



Year 2011
Bribery Offenses by County

BURGLARY / BREAKING AND ENTERING

DEFINITION

The unlawful entry into a building or other structure with the intent to commit a felony or a theft.

NUMBER OF BURGLARY/BREAKING AND ENTERING OFFENSES	CLEARED	CLEARANCE RATE
22,028	3,054	14%

**BURGLARY / BREAKING AND ENTERING WAS
COMMITTED EVERY 23 MINUTES AND 51 SECONDS**

THE COST OF BURGLARY

Burglary is a crime of opportunity and is most likely to occur when a home or business is not occupied. The burglaries have been separated into residential and non-residential categories. The totals listed below include both day and night occurrences, and the value of property losses reported.

CLASSIFICATION	NUMBER OF OFFENSES	PERCENT OF DISTRIBUTION	TOTAL VALUE	AVERAGE VALUE
- RESIDENTIAL -				
NIGHT	5,516	25%	\$ 9,154,602.55	\$ 1,659.65
DAY	9,905	45%	\$ 21,249,992.01	\$ 2,145.38
UNKNOWN	961	4%	\$ 658,358.87	\$ 685.08
SUBTOTAL	16,382	74%	\$ 31,062,953.43	\$ 1,896.16
- NON-RESIDENTIAL -				
NIGHT	2,654	12%	\$ 5,136,016.90	\$ 1,935.20
DAY	2,454	11%	\$ 6,130,865.43	\$ 2,498.32
UNKNOWN	538	2%	\$ 2,056,897.23	\$ 3,823.23
SUBTOTAL	5,646	26%	\$ 13,323,779.56	\$ 2,359.86
TOTAL	22,028	100%	\$ 44,386,732.99	\$ 2,015.01

* Definitions acquired from the U.S. Department of Justice publication: August 2000 National Incident Based Reporting System-Volume 1

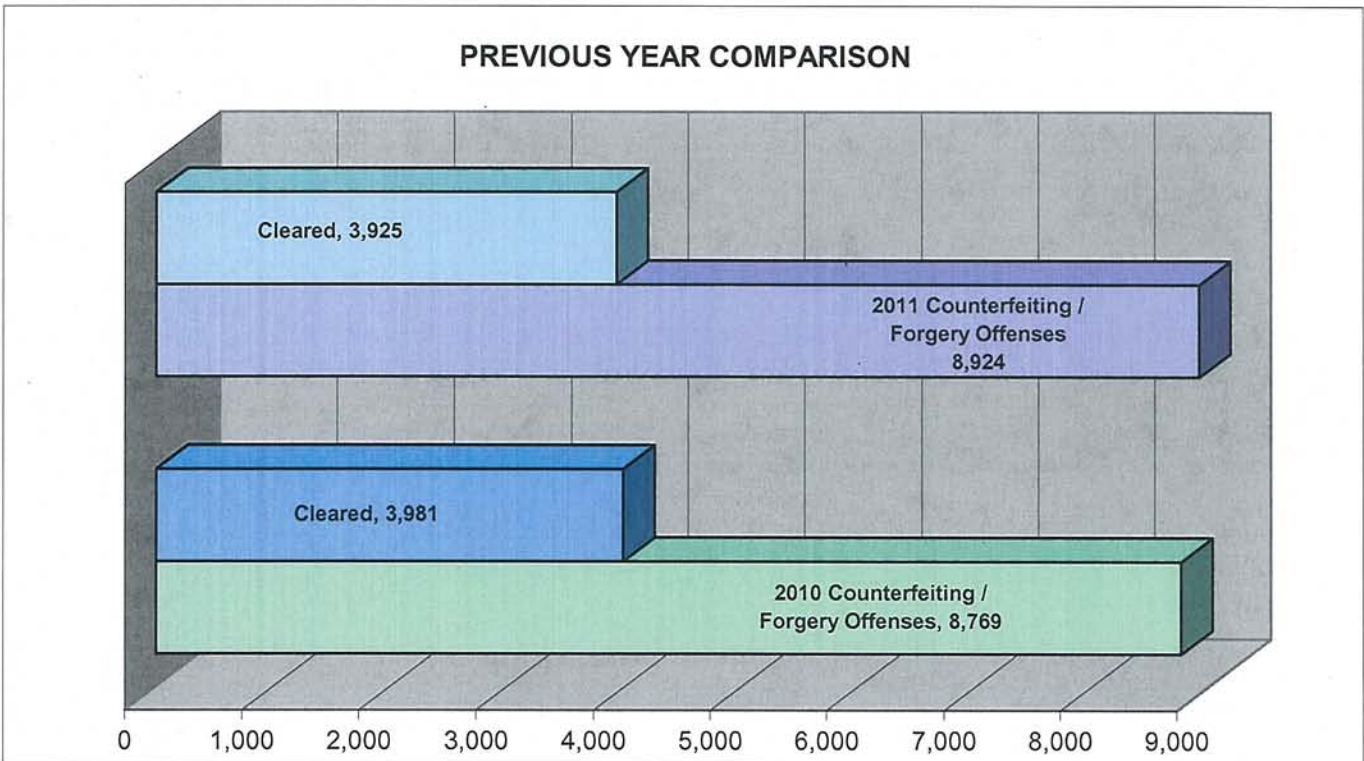
COUNTERFEITING / FORGERY

DEFINITION

The altering, copying, or imitation of something, without authority or right, with the intent to deceive or defraud by passing the copy or thing altered or imitated as that which is original or genuine or the selling, buying, or possession of an altered, copied, or imitated thing with the intent to deceive or defraud.

NUMBER OF COUNTERFEITING/FORGERY OFFENSES	CLEARED	CLEARANCE RATE
8,924	3,925	44%

**COUNTERFEITING/FORGERY OFFENSES WERE
COMMITTED EVERY 58 MINUTES AND 53 SECONDS**



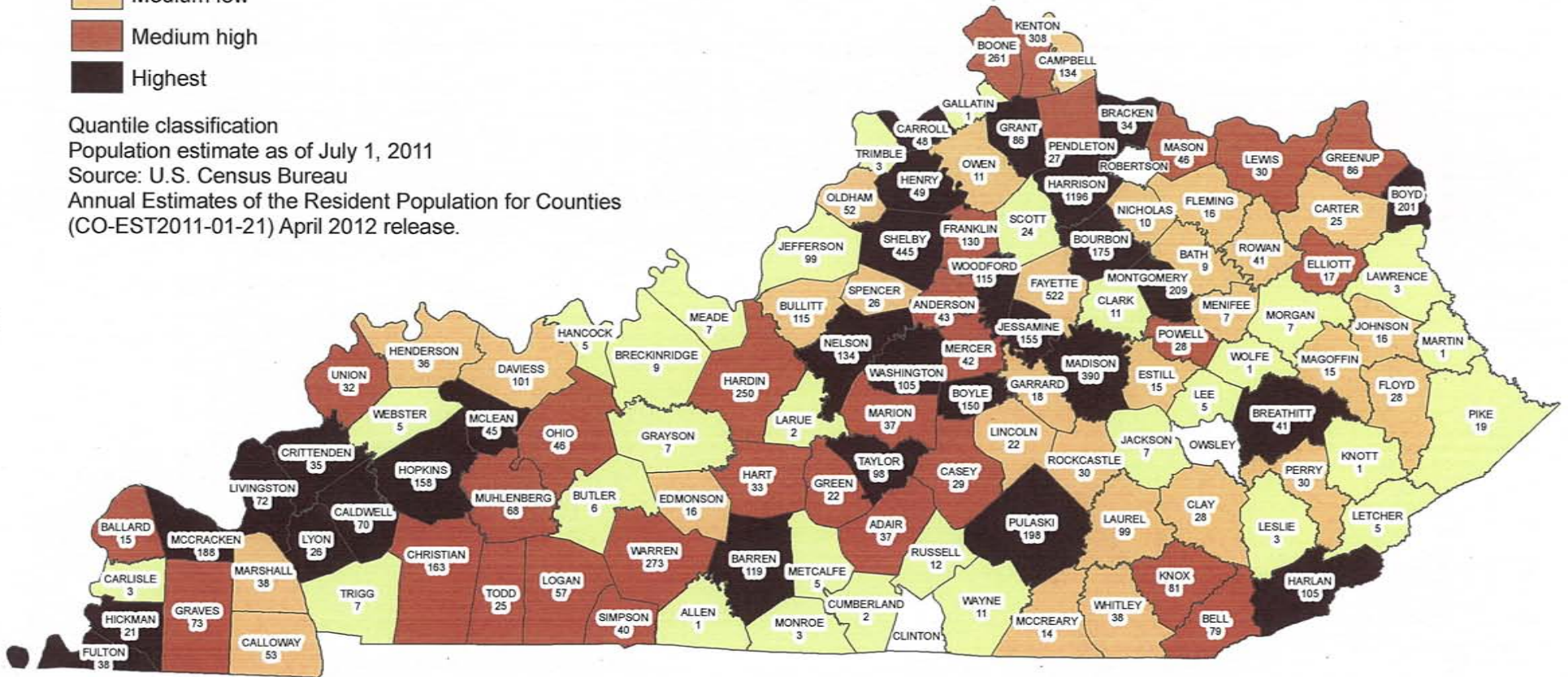
* Definitions acquired from the U.S. Department of Justice publication: August 2000 National Incident Based Reporting System-Volume 1

Per capita rate ranking

- No offenses reported
- Lowest
- Medium low
- Medium high
- Highest

Kentucky State Police
Criminal Identification and Records Branch
GIS Section

Quantile classification
Population estimate as of July 1, 2011
Source: U.S. Census Bureau
Annual Estimates of the Resident Population for Counties
(CO-EST2011-01-21) April 2012 release.



DESTRUCTION / DAMAGE / VANDALISM OF PROPERTY

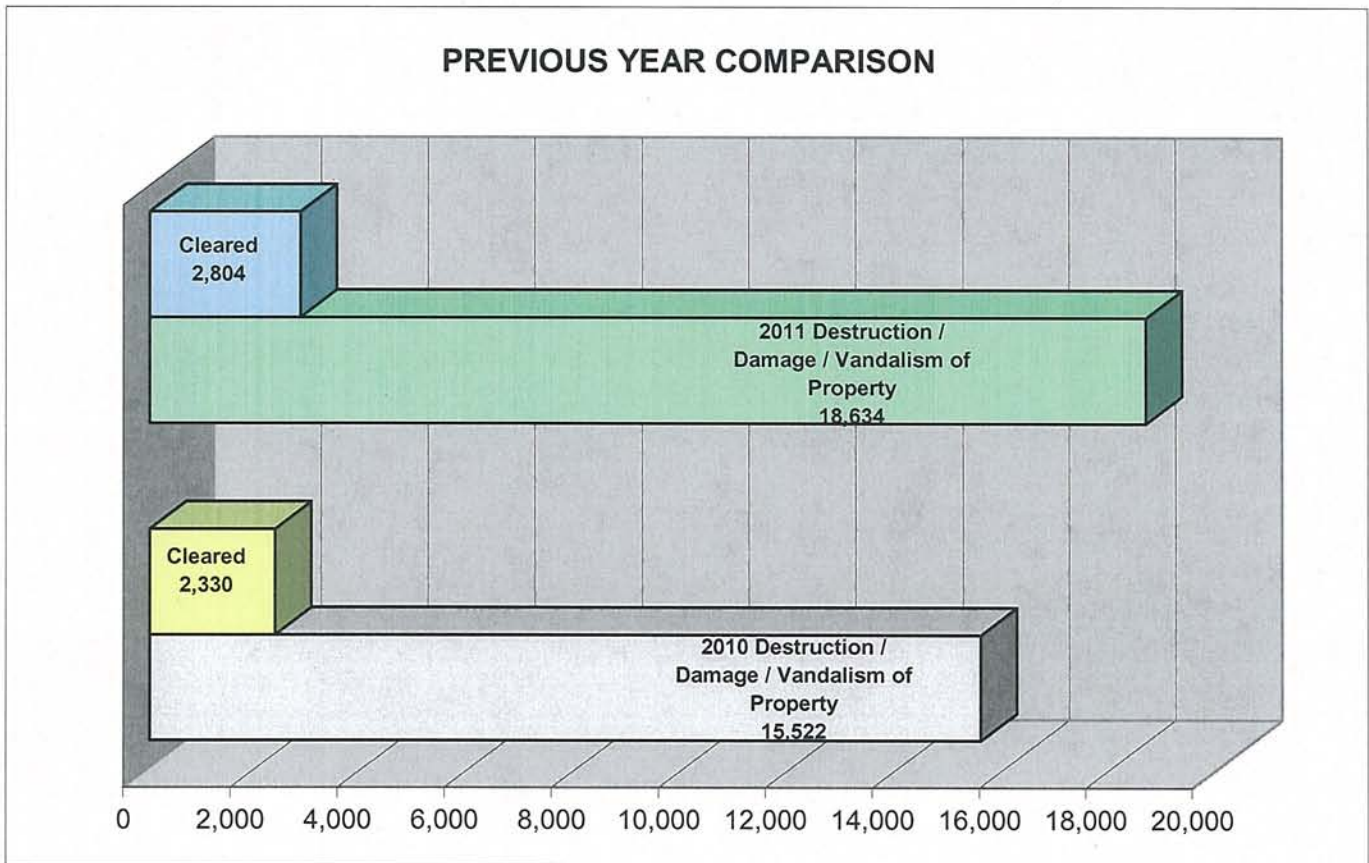
DEFINITION

To willfully or maliciously destroy, damage, deface, or otherwise injure real or personal property without the consent of the owner or the person having custody or control of it.

NUMBER OF DESTRUCTION / DAMAGE / VANDALISM OF PROPERTY OFFENSES	CLEARED	CLEARANCE RATE
18,634	2,804	15%

**DESTRUCTION / DAMAGE / VANDALISM OF PROPERTY OFFENSES
WERE COMMITTED EVERY 28 MINUTES AND 12 SECONDS**

PREVIOUS YEAR COMPARISON



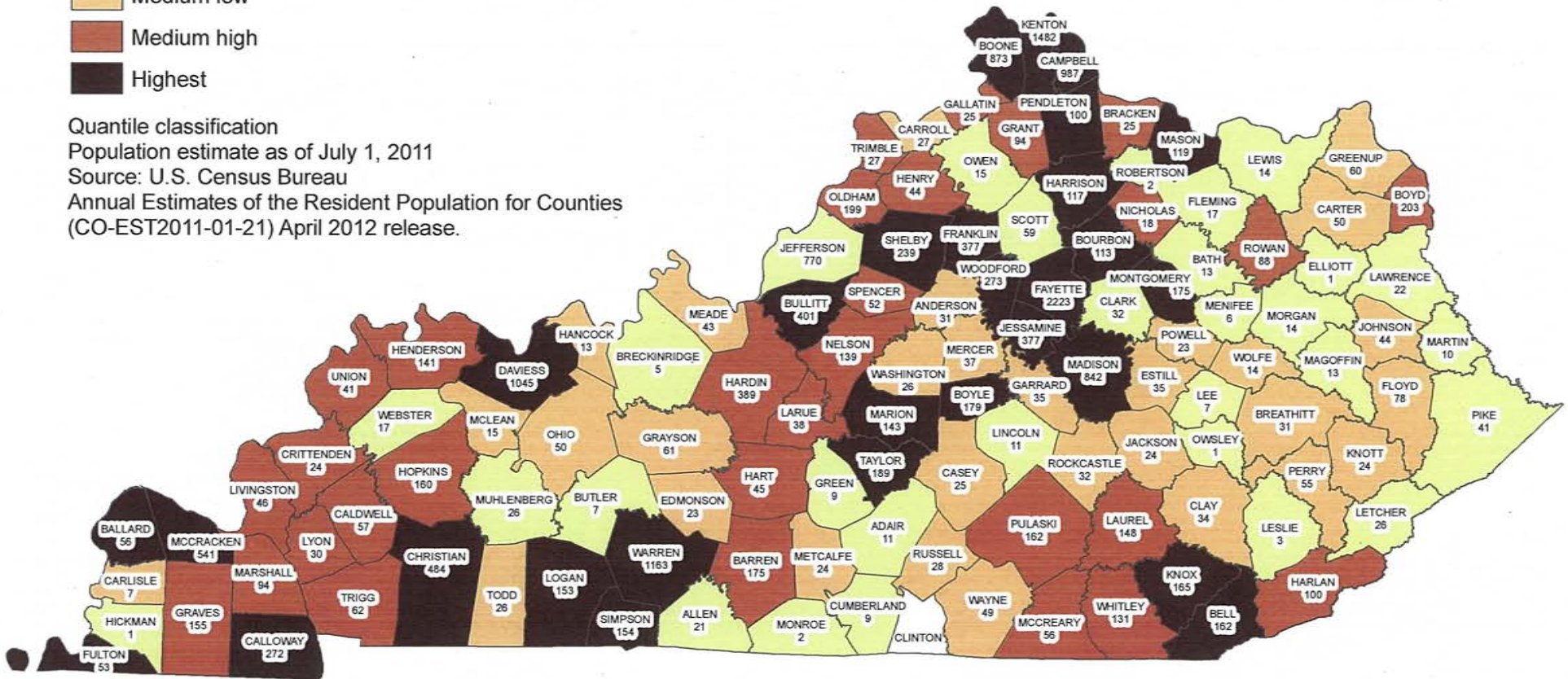
* Definitions acquired from the U.S. Department of Justice publication: August 2000 National Incident Based Reporting System-Volume 1

Per capita rate ranking

- No offenses reported
- Lowest
- Medium low
- Medium high
- Highest

Kentucky State Police
Criminal Identification and Records Branch
GIS Section

Quantile classification
Population estimate as of July 1, 2011
Source: U.S. Census Bureau
Annual Estimates of the Resident Population for Counties
(CO-EST2011-01-21) April 2012 release.



Year 2011

Destruction / Damage / Vandalism of Property Offenses by County

DRUG / NARCOTIC OFFENSES

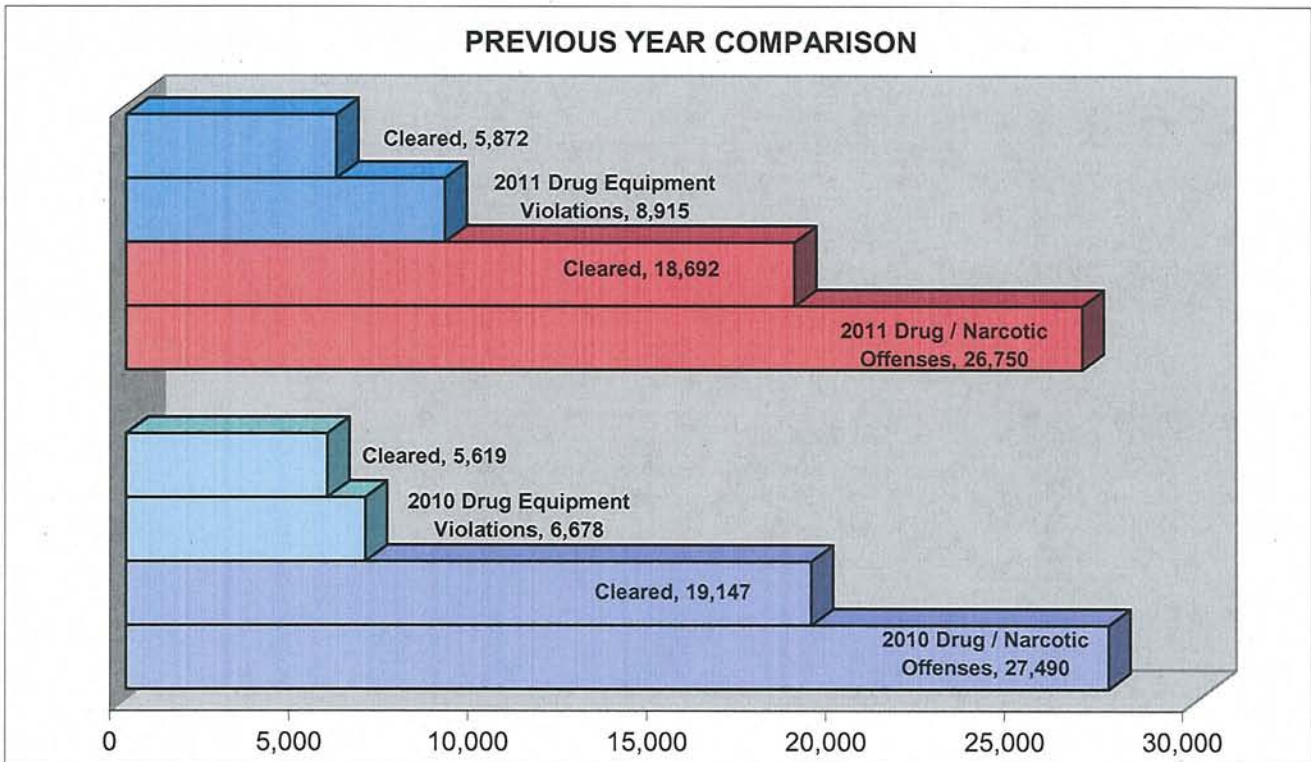
DEFINITION

The violation of laws prohibiting the production, distribution, and/or use of certain controlled substances and the equipment or devices utilized in their preparation and/or use.

NUMBER OF DRUG/NARCOTIC VIOLATIONS	CLEARED	CLEARANCE RATE
26,750	18,692	70%

**DRUG/NARCOTIC OFFENSES WERE
COMMITTED EVERY 14 MINUTES AND 44 SECONDS**

NUMBER OF DRUG EQUIPMENT VIOLATIONS	CLEARED	CLEARANCE RATE
8,915	5,872	66%



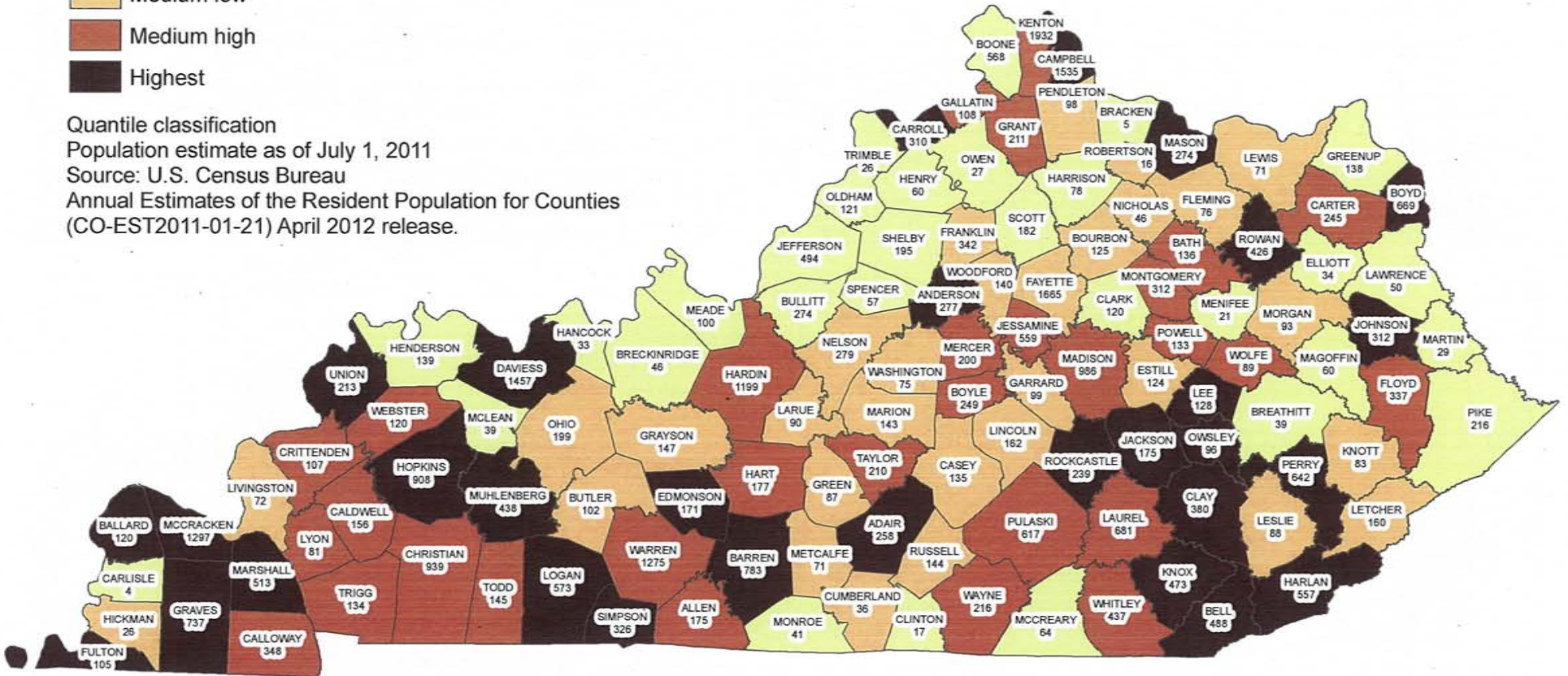
* Definitions acquired from the U.S. Department of Justice publication: August 2000 National Incident Based Reporting System-Volume 1

Per capita rate ranking

Kentucky State Police
Criminal Identification and Records Branch
GIS Section



Quantile classification
Population estimate as of July 1, 2011
Source: U.S. Census Bureau
Annual Estimates of the Resident Population for Counties
(CO-EST2011-01-21) April 2012 release.



Year 2011

Drug / Narcotic Offenses by County

EMBEZZLEMENT

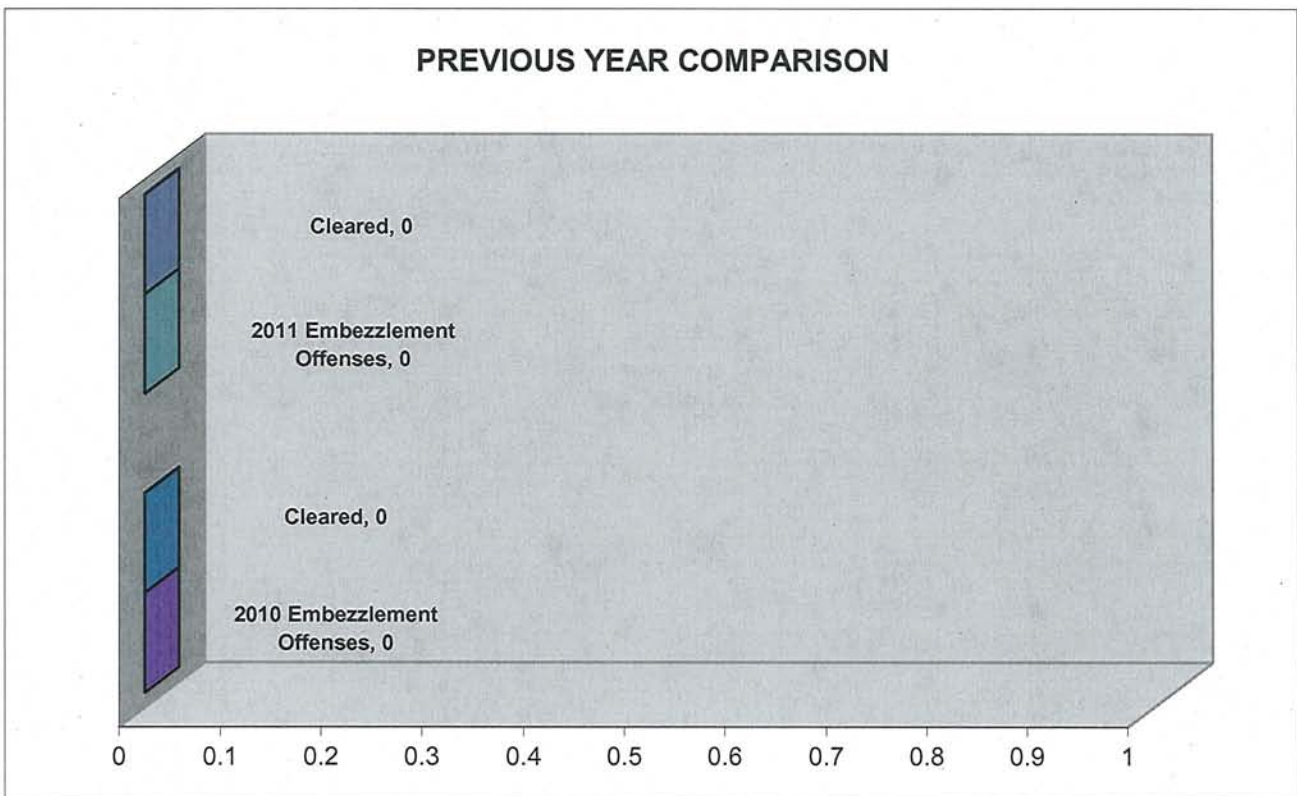
DEFINITION

The unlawful misappropriation by an offender to his/her own use or purpose of money, property, or some other thing of value entrusted to his/her care, custody, or control.

NUMBER OF EMBEZZLEMENT OFFENSES	CLEARED	CLEARANCE RATE
0	0	0%

** Disclaimer

There is a variation between embezzlement numbers for 2011 compared to previous years because of the way the offense is considered in Group-A crimes versus Part-I crimes. As an example, Kentucky sees the scenario of an employee stealing an item under \$300.00 in value to be Theft By Unlawful Taking; the FBI, however, considers it to be Embezzlement because the offender was an employee of the victim at the time of the offense. As a result of this form of reporting, there is no data to represent Embezzlement for 2011. Any numbers that would fall into the embezzlement category for the FBI are grouped with larceny offenses.

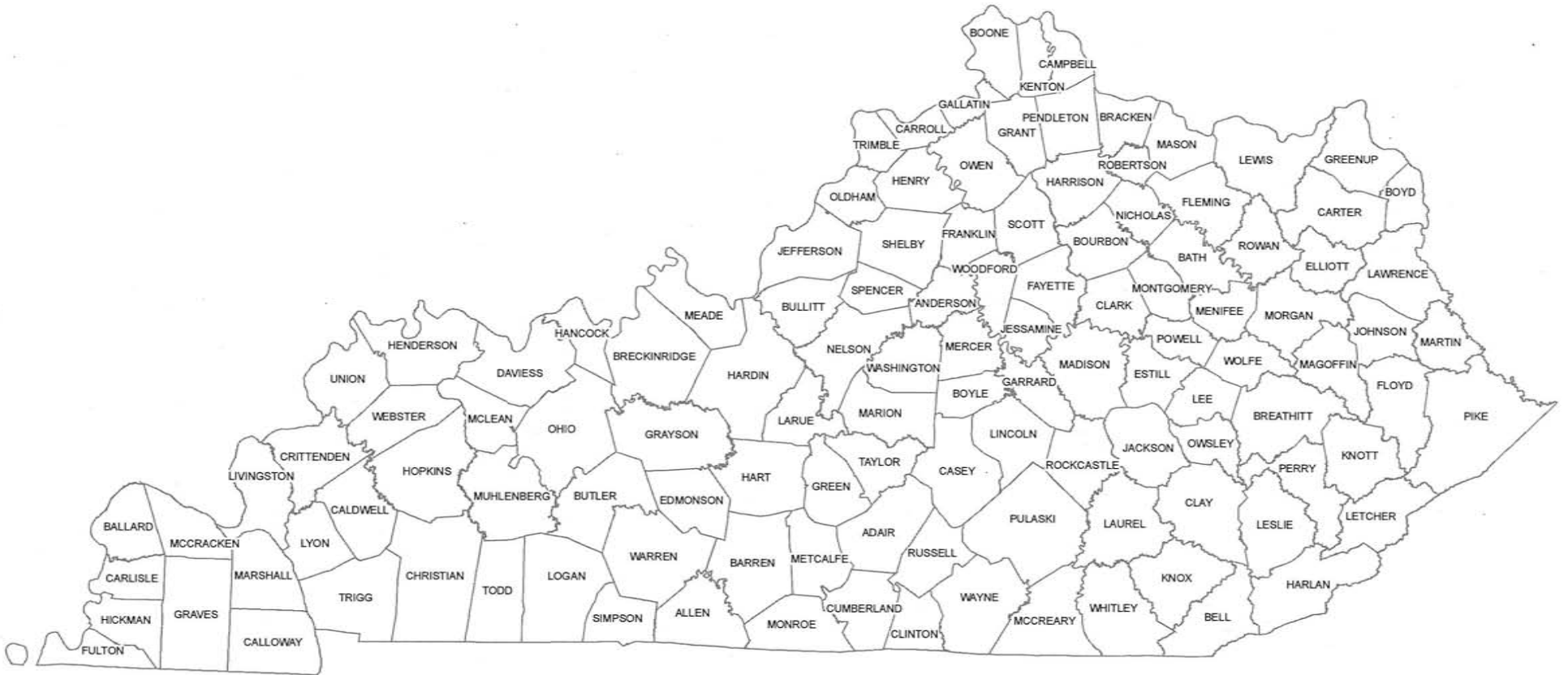


* Definitions acquired from the U.S. Department of Justice publication: August 2000 National Incident Based Reporting System-Volume 1

Per capita rate ranking

□ No offenses reported

Kentucky State Police
Criminal Identification and Records Branch
GIS Section



Year 2011

Embezzlement Offenses by County

EXTORTION / BLACKMAIL

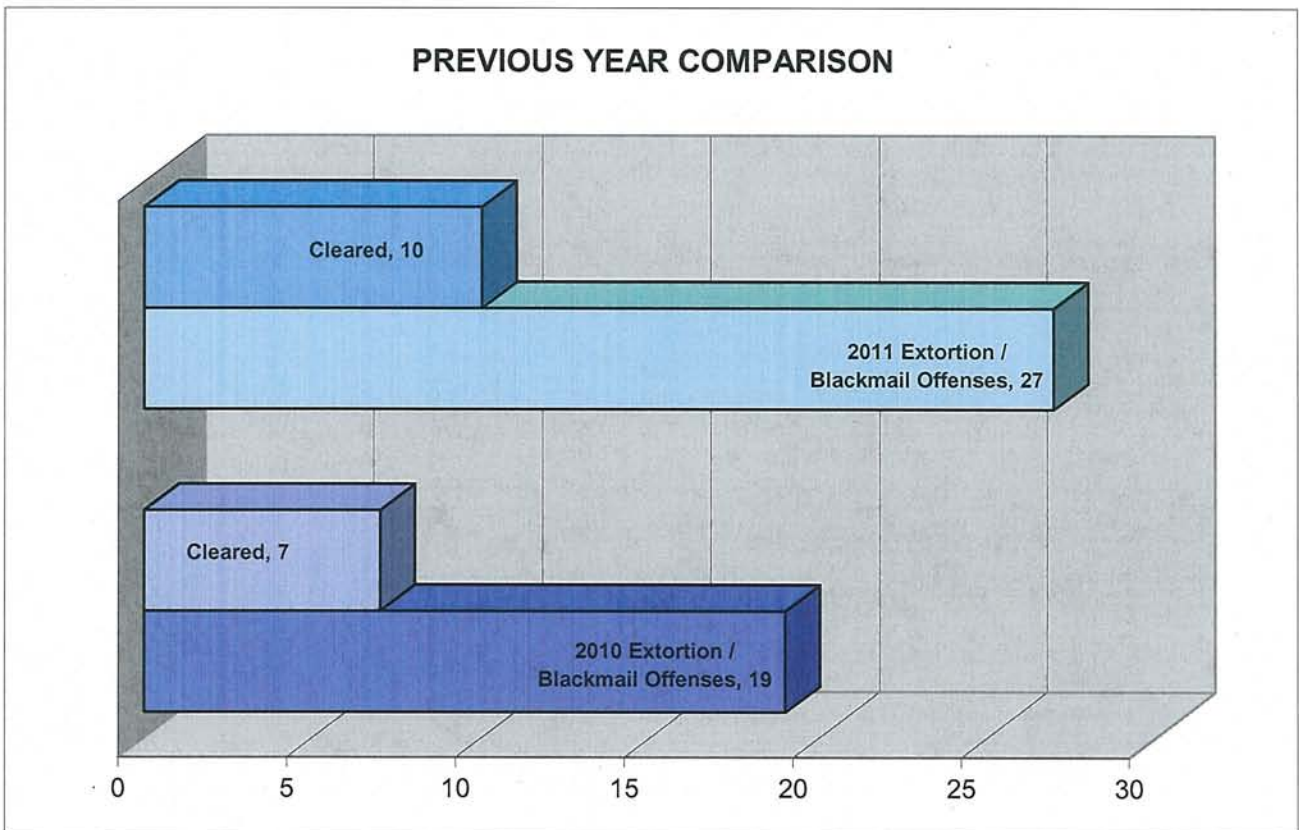
DEFINITION

To unlawfully obtain money, property, or any other thing of value, either tangible or intangible, through the use or threat of force, misuse of authority, threat of criminal prosecution, threat of destruction of reputation or social standing, or through other coercive means.

NUMBER OF EXTORTION / BLACKMAIL OFFENSES	CLEARED	CLEARANCE RATE
27	10	37%

**EXTORTION / BLACKMAIL OFFENSES
WERE COMMITTED EVERY 13 DAYS AND 12 HOURS**

PREVIOUS YEAR COMPARISON



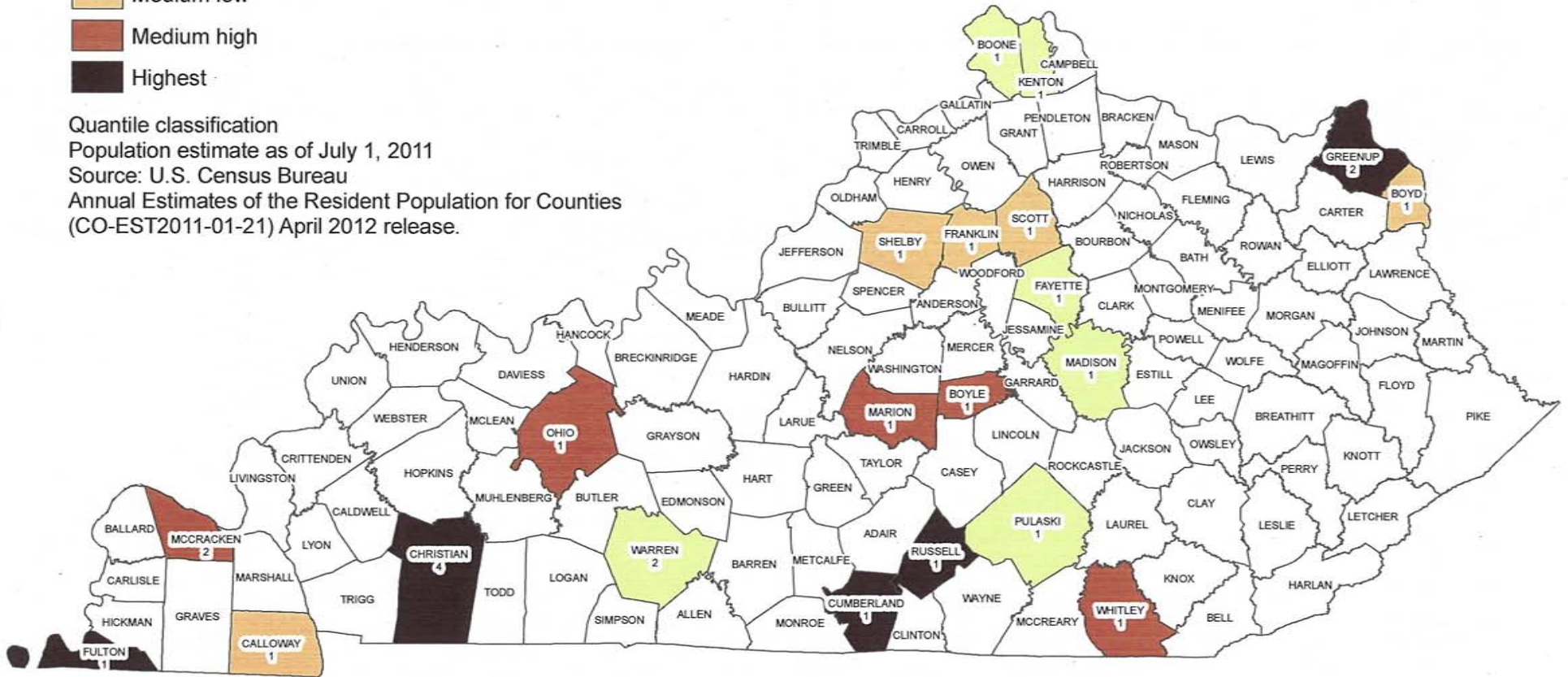
* Definitions acquired from the U.S. Department of Justice publication: August 2000 National Incident Based Reporting System-Volume 1

Per capita rate ranking

- No offenses reported
- Lowest
- Medium low
- Medium high
- Highest

Kentucky State Police
Criminal Identification and Records Branch
GIS Section

Quantile classification
Population estimate as of July 1, 2011
Source: U.S. Census Bureau
Annual Estimates of the Resident Population for Counties
(CO-EST2011-01-21) April 2012 release.



Year 2011

Extortion / Blackmail Offenses by County

FRAUD OFFENSES

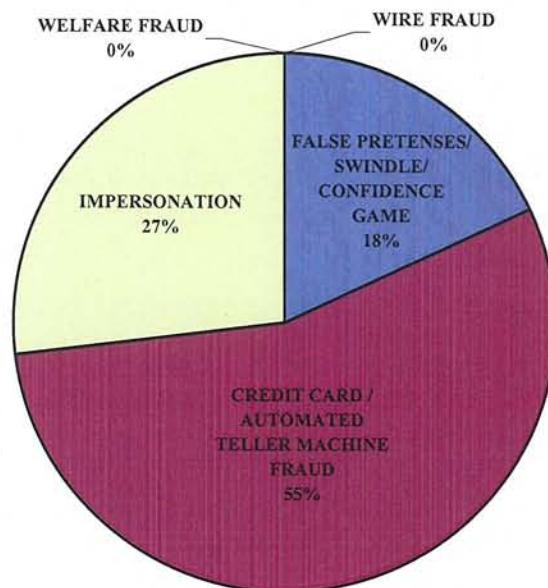
DEFINITION

The intentional perversion of the truth for the purpose of inducing another person or other entity in reliance upon it to part with something of value or to surrender a legal right.

NUMBER OF FRAUD OFFENSES	CLEARED	CLEARANCE RATE
7,100	1,985	28%

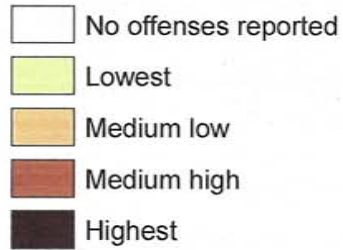
FRAUD WAS COMMITTED EVERY 1 HOUR AND 14 MINUTES

BREAKDOWN	# OF OFFENSES	# CLEARED	CLEARANCE RATE
FALSE PRETENSES / SWINDLE/CONFIDENCE GAME	1,290	497	39%
CREDIT CARD/AUTOMATED TELLER MACHINE FRAUD	3,901	914	23%
IMPERSONATION	1,909	574	30%
WELFARE FRAUD	0	0	0%
WIRE FRAUD	0	0	0%



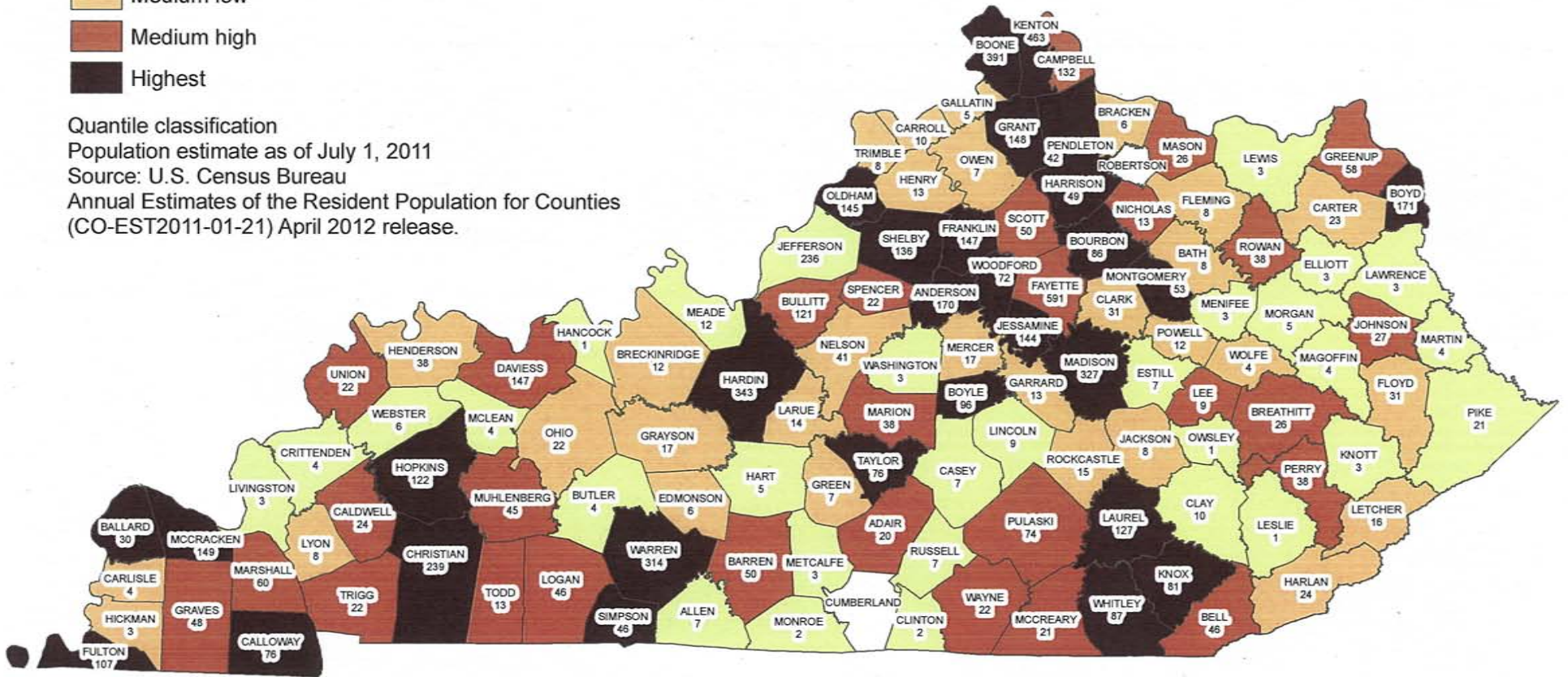
* Definitions acquired from the U.S. Department of Justice publication: August 2000 National Incident Based Reporting System-Volume 1

Per capita rate ranking



Kentucky State Police
Criminal Identification and Records Branch
GIS Section

Quantile classification
Population estimate as of July 1, 2011
Source: U.S. Census Bureau
Annual Estimates of the Resident Population for Counties
(CO-EST2011-01-21) April 2012 release.



Year 2011 Fraud Offenses by County

GAMBLING OFFENSES

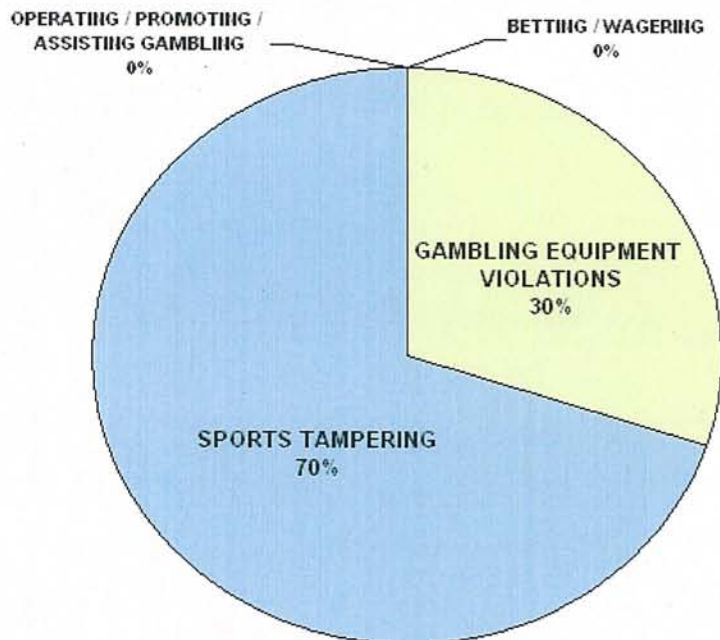
DEFINITION

To unlawfully bet or wager money or something else of value; assist, promote, or operate a game of chance for money or some other stake; possess or transmit wagering information; manufacture, sell, purchase, possess, or transport gambling equipment, devices, or goods; or tamper with the outcome of a sporting event or contest to gain a gambling advantage.

NUMBER OF GAMBLING OFFENSES	CLEARED	CLEARANCE RATE
10	6	60%

**GAMBLING OFFENSES WERE
COMMITTED EVERY 36 DAYS AND 12 HOURS**

BREAKDOWN	# OF OFFENSES	# CLEARED	CLEARANCE RATE
BETTING / WAGERING	0	0	0%
OPERATING / PROMOTING / ASSISTING GAMBLING	0	0	0%
GAMBLING EQUIPMENT VIOLATIONS	3	1	33%
SPORTS TAMPERING	7	5	71%



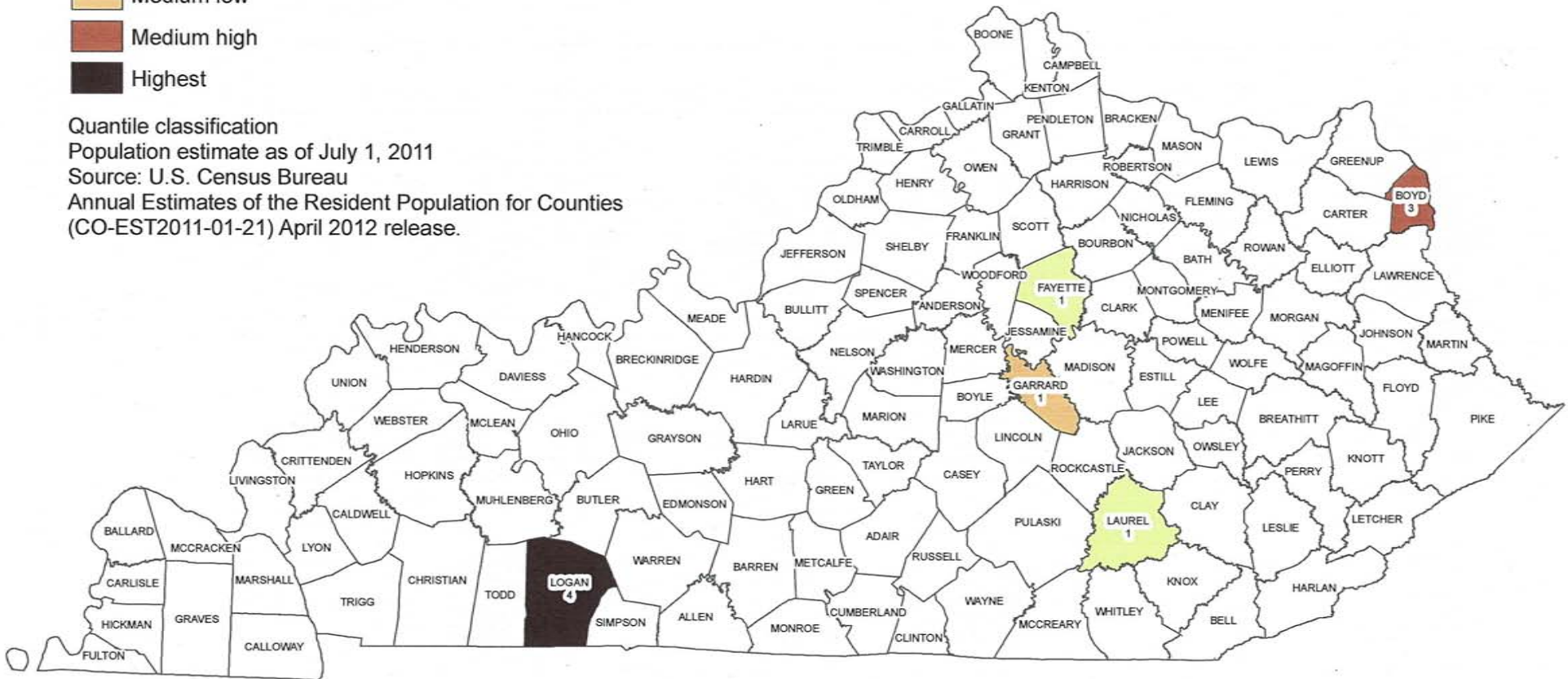
* Definitions acquired from the U.S. Department of Justice publication: August 2000 National Incident Based Reporting System-Volume 1

Per capita rate ranking

- No offenses reported
- Lowest
- Medium low
- Medium high
- Highest

Kentucky State Police
Criminal Identification and Records Branch
GIS Section

Quantile classification
Population estimate as of July 1, 2011
Source: U.S. Census Bureau
Annual Estimates of the Resident Population for Counties
(CO-EST2011-01-21) April 2012 release.



Year 2011

Gambling Offenses by County

HOMICIDE OFFENSES

DEFINITION

The killing of one human being by another.

NUMBER OF HOMICIDE OFFENSES	CLEARED	CLEARANCE RATE
223	149	67%

HOMICIDE OFFENSES WERE COMMITTED EVERY 39 HOURS AND 16 MINUTES

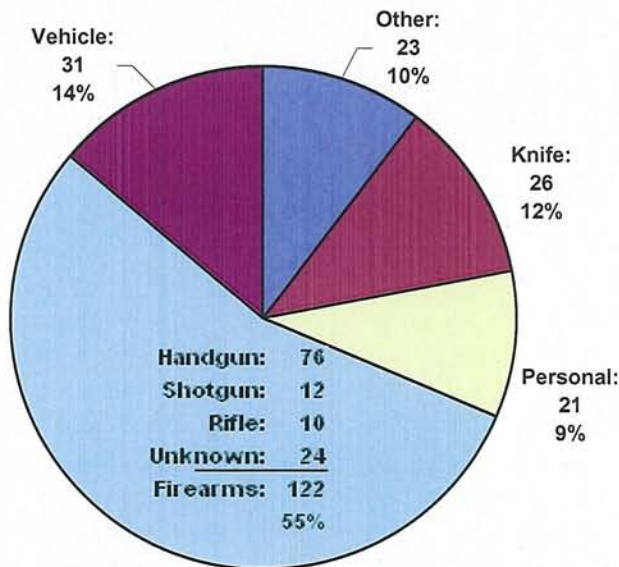
BREAKDOWN	# OF OFFENSES	# CLEARED	CLEARANCE RATE
MURDER AND NONNEGLIGENT MANSLAUGHTER	185	120	65%
NEGLIGENT MANSLAUGHTER	30	22	73%
JUSTIFIABLE HOMICIDE	8	7	88%

**Kentucky considers DUI related deaths as a Homicide, however, Federal guidelines do not consider them as such and numbers for these offenses are not included in the FBI's data under Homicide.

Homicide offenses are the most serious of all Group-A crimes and has one of the highest clearance rates at **67%**. Though some homicides are difficult to solve, the intensity of investigations by police, together with solvability factors, account for the high clearance rate.

CIRCUMSTANCES	
ARGUMENT	39
ASSAULT ON LAW ENFORC.	17
DRUG DEALING	14
GANG RELATED	0
LOVERS QUARREL	25
OTHER CIRCUMSTANCES	55
OTHER FELONY INVOLVED	25
UNKNOWN CIRCUMSTANCES	48
TOTAL	223

Weapons Used



The charts to the left and above depict murder weapons and circumstances as reported by police officers. The unknown category reflects instances where the weapons/circumstances were not known at the time the report was submitted, or were not specified on the report.

55% percent of the victims were killed with a firearm.

* Definitions acquired from the U.S. Department of Justice publication: August 2000 National Incident Based Reporting System-Volume I

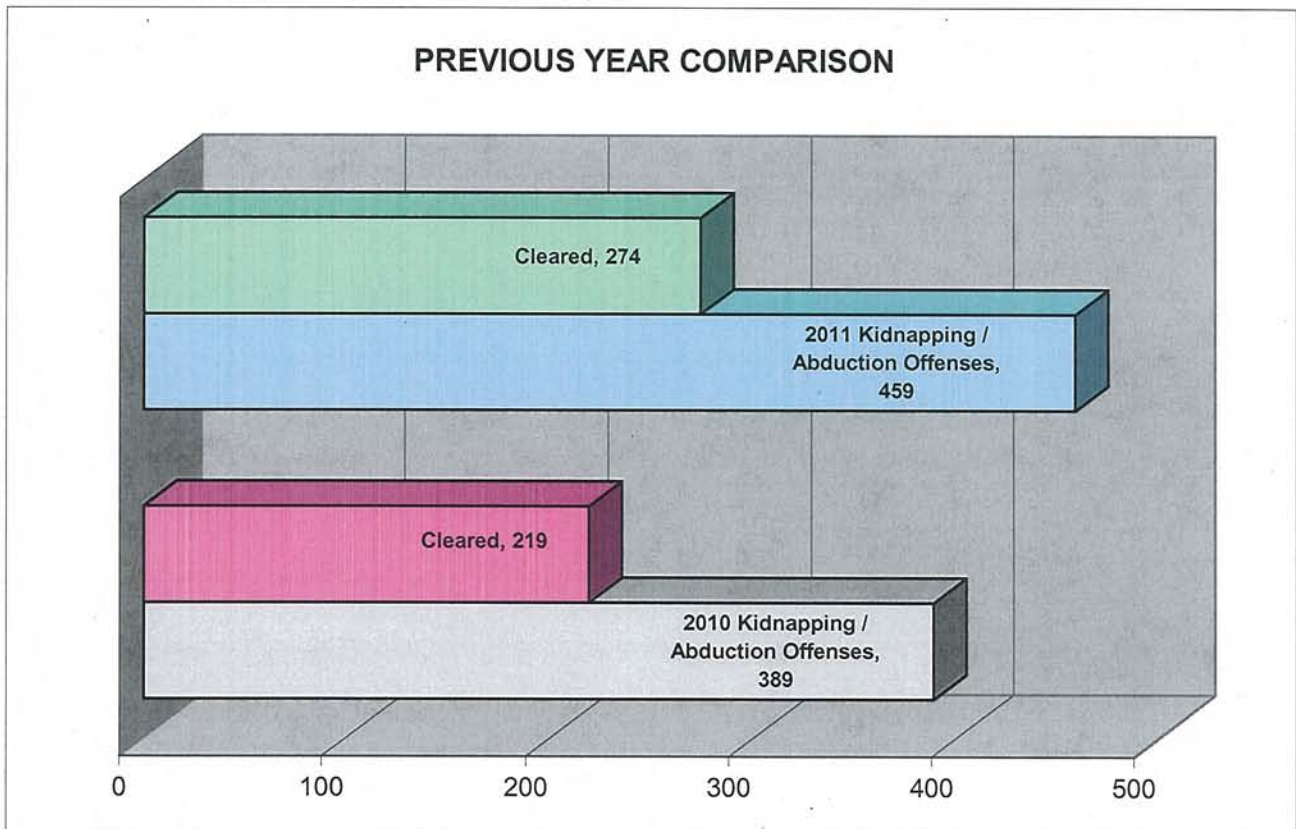
KIDNAPPING / ABDUCTION

DEFINITION

The unlawful seizure, transportation, and/or detention of a person against his/her will or of a minor without the consent of his/her custodial parent(s) or legal guardian.

NUMBER OF KIDNAPPING / ABDUCTION OFFENSES	CLEARED	CLEARANCE RATE
459	274	60%

**KIDNAPPING / ABDUCTION OFFENSES
WERE COMMITTED EVERY 19 HOURS AND 5 MINUTES**



* Definitions acquired from the U.S. Department of Justice publication: August 2000 National Incident Based Reporting System-Volume 1

LARCENY / THEFT OFFENSES

DEFINITION

The unlawful taking, carrying, leading, or riding away of property from the possession or constructive possession of another person.

NUMBER OF LARCENY / THEFT OFFENSES	CLEARED	CLEARANCE RATE
55,765	13,498	24%

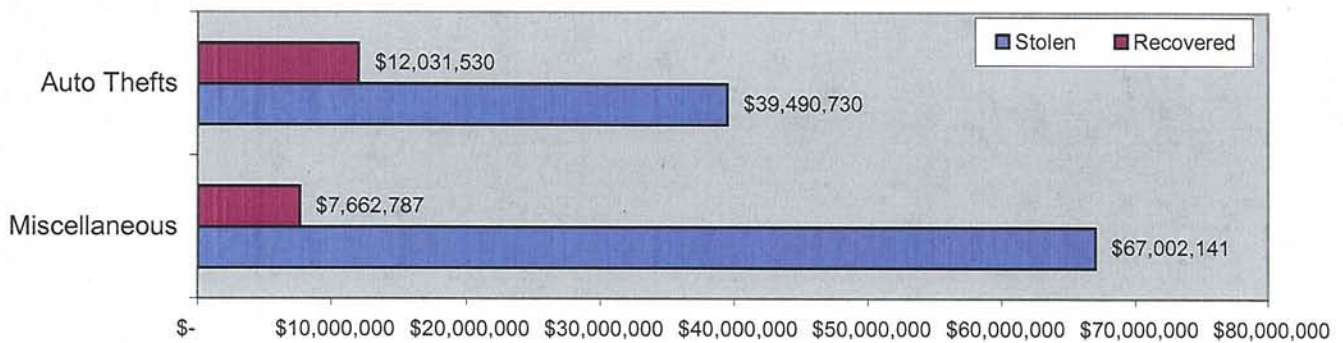
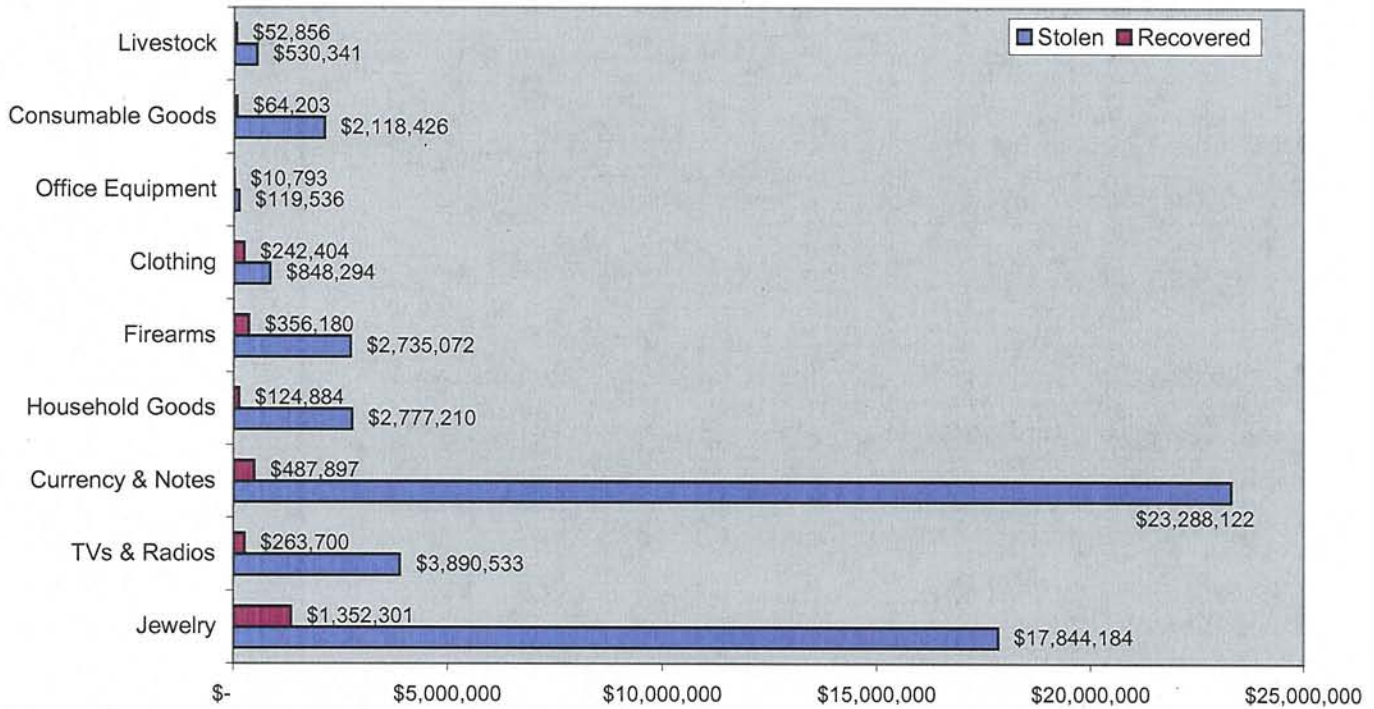
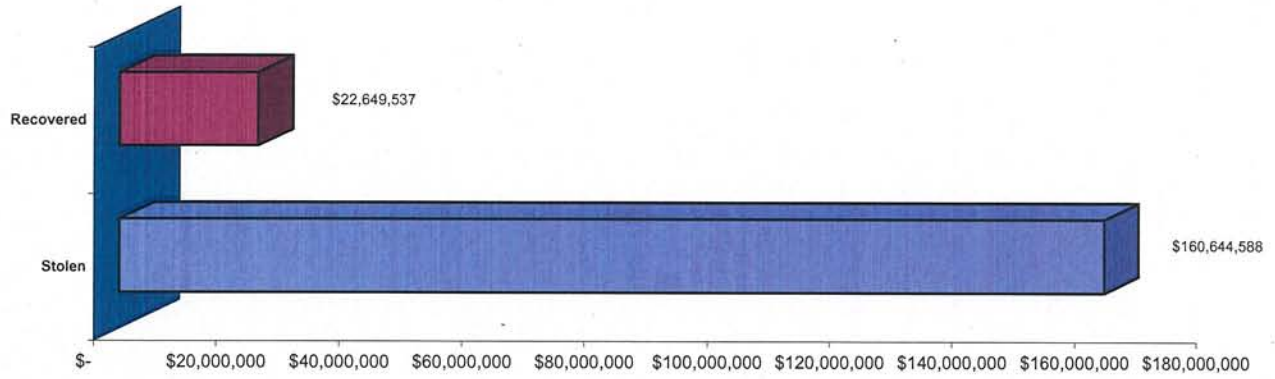
**LARCENY / THEFT OFFENSES WERE
COMMITTED EVERY 9 MINUTES AND 25 SECONDS**

BREAKDOWN	# OF OFFENSES	# CLEARED	CLEARANCE RATE
POCKET-PICKING	127	20	16%
PURSE-SNATCHING	299	53	18%
SHOPLIFTING	9,175	6,641	72%
THEFT FROM BUILDING	4,030	660	16%
THEFT FROM COIN-OPERATED MACHINE OR DEVICE	79	8	10%
THEFT FROM MOTOR VEHICLE	10,015	920	9%
THEFT OF MOTOR VEHICLE PARTS OR ACCESSORIES	1,070	87	8%
ALL OTHER LARCENY	30,970	5,109	16%

* Definitions acquired from the U.S. Department of Justice publication: August 2000 National Incident Based Reporting System-Volume 1

VALUE OF PROPERTY STOLEN / RECOVERED

The estimated value of property reported stolen and recovered in Kentucky during 2011 is illustrated by the graphs below. (Graph only shows stolen and recovered value ratios for each category. Categories should not be compared to each other.)



MOTOR VEHICLE THEFT

DEFINITION

The theft of a motor vehicle.

NUMBER OF MOTOR VEHICLE THEFTS	CLEARED	CLEARANCE RATE
4,400	961	22%

MOTOR VEHICLE THEFT WAS COMMITTED EVERY 1 HOUR 59 MINUTES

THE COST OF MOTOR VEHICLE THEFT

The value of stolen vehicles as well as recovered and non-recovered vehicles is shown in the chart below.

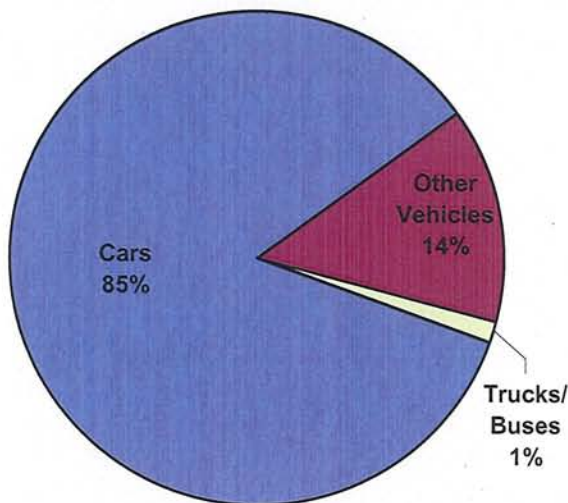
A breakdown by the type of vehicles stolen is shown in the chart below. Cars include automobiles, taxi cabs, and other passenger vehicles. Other Vehicles include mopeds, motorcycles, motor scooters, trail bikes, etc.

Of the vehicles stolen, **51%** were recovered. These figures do not include vehicles stolen out of state and recovered in Kentucky.

VALUE OF VEHICLES

<p style="text-align: center;">VALUE OF 4,400 VEHICLES REPORTED STOLEN:</p> <p style="text-align: center; font-size: 1.2em;">\$28,524,337.81</p>	<p style="text-align: center;">VALUE OF 2,246 VEHICLES NOT RECOVERED:</p> <p style="text-align: center;">\$16,147,349.96</p>
<p style="text-align: center;">VALUE OF 2,154 VEHICLES RECOVERED:</p> <p style="text-align: center;">\$12,376,987.85</p>	

TYPE OF VEHICLES STOLEN



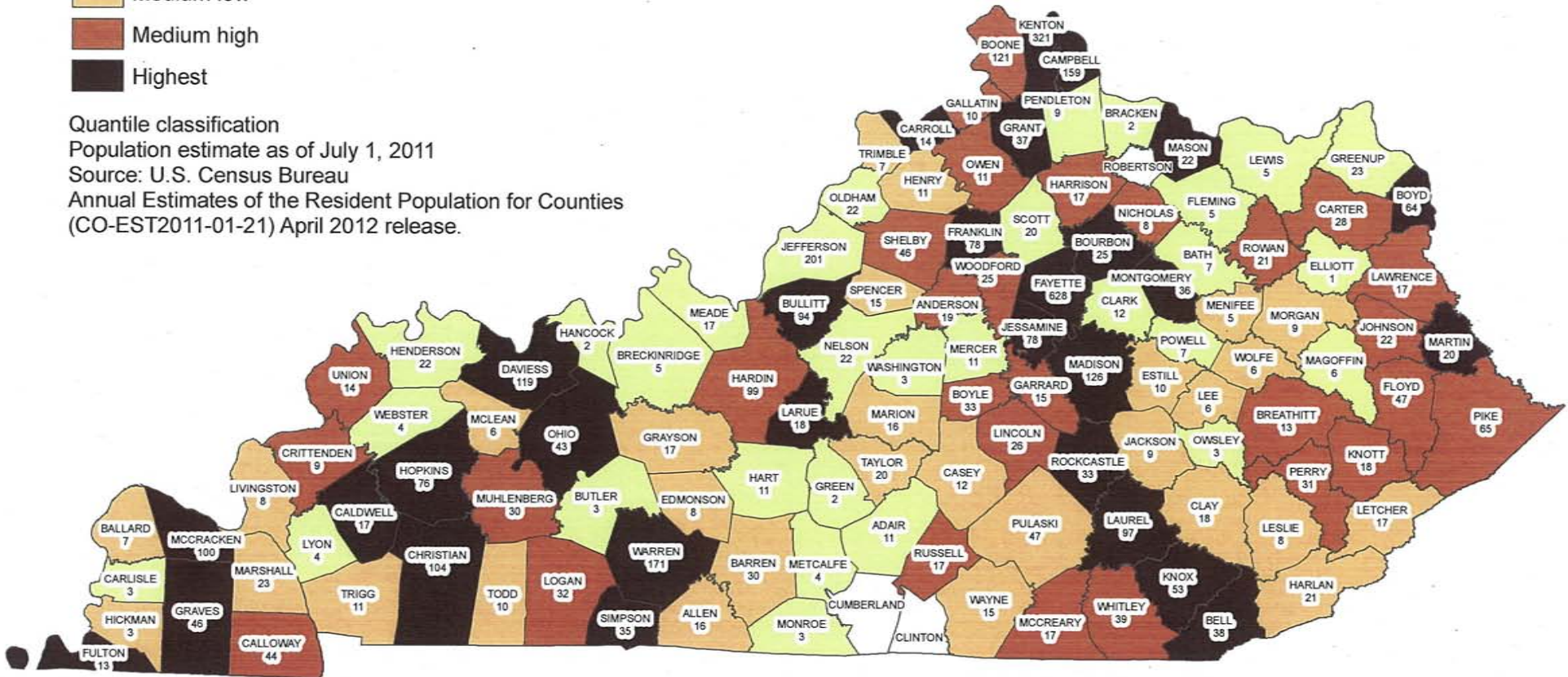
* Definitions acquired from the U.S. Department of Justice publication: August 2000 National Incident Based Reporting System-Volume 1

Per capita rate ranking

- No offenses reported
- Lowest
- Medium low
- Medium high
- Highest

Kentucky State Police
Criminal Identification and Records Branch
GIS Section

Quantile classification
Population estimate as of July 1, 2011
Source: U.S. Census Bureau
Annual Estimates of the Resident Population for Counties
(CO-EST2011-01-21) April 2012 release.



39

Year 2011

Motor Vehicle Theft Offenses by County

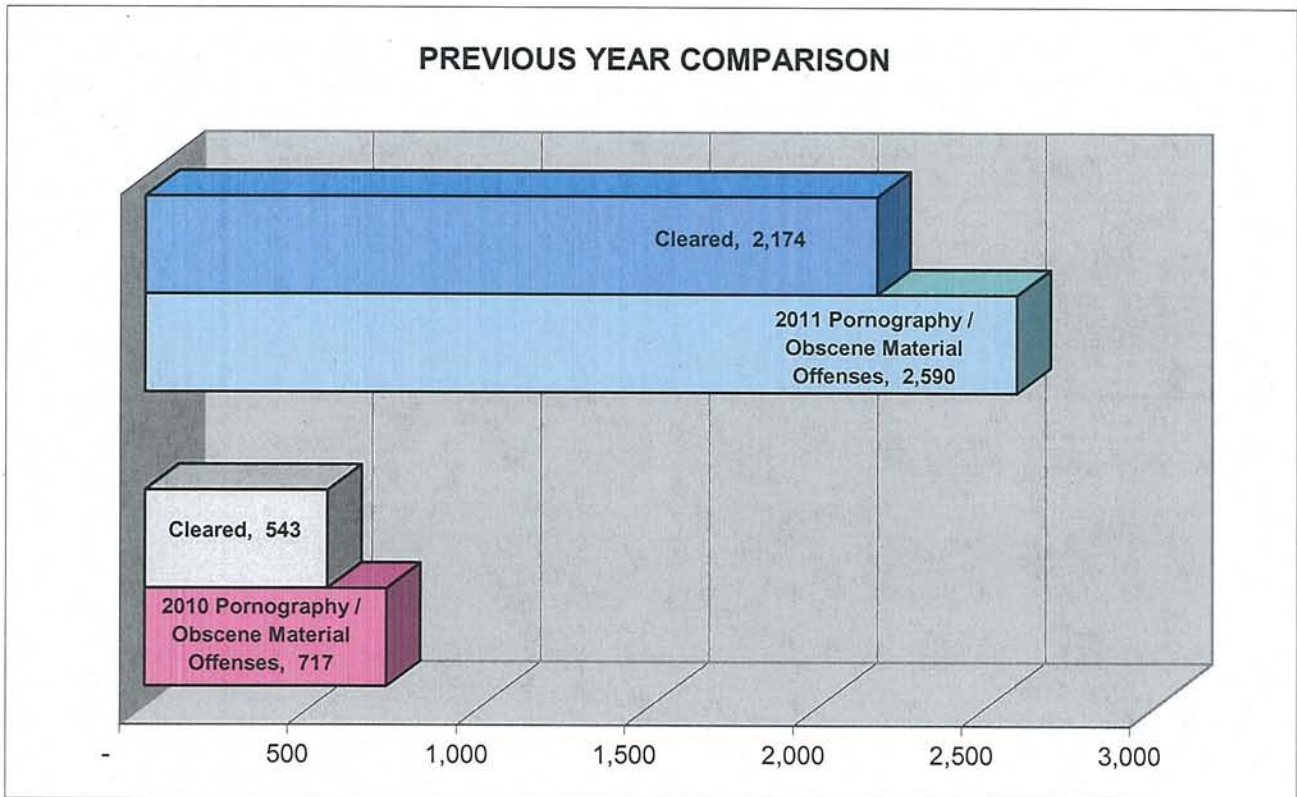
PORNOGRAPHY / OBSCENE MATERIAL

DEFINITION

The violation of laws or ordinances prohibiting the manufacture, publishing, sale, purchase, or possession of sexually explicit material, e.g., literature or photographs.

NUMBER OF PORNOGRAPHY / OBSCENE MATERIAL OFFENSES	CLEARED	CLEARANCE RATE
2,590	2,174	84%

PORNOGRAPHY / OBSCENE MATERIAL OFFENSES WERE COMMITTED EVERY 3 HOURS AND 22 MINUTES



* Definitions acquired from the U.S. Department of Justice publication: August 2000 National Incident Based Reporting System-Volume 1

PROSTITUTION

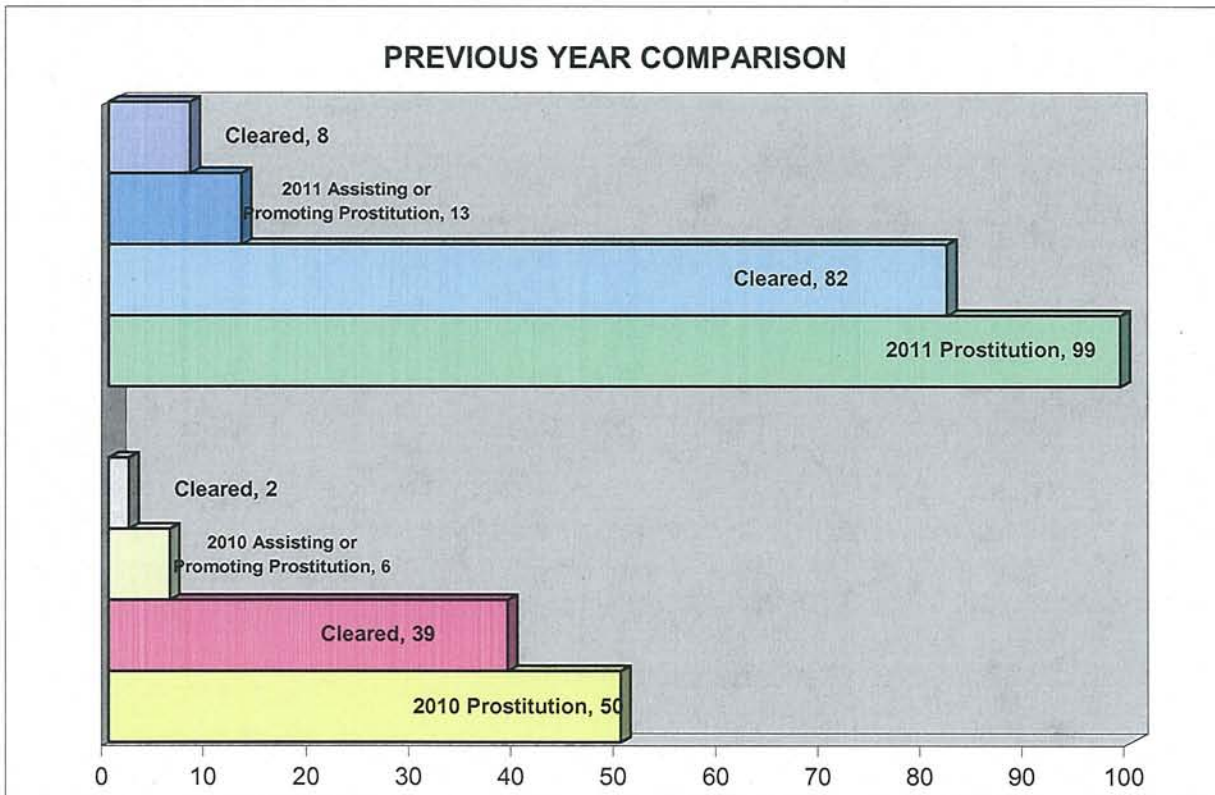
DEFINITION

To unlawfully engage in or promote sexual activities for profit.

NUMBER OF PROSTITUTION OFFENSES	CLEARED	CLEARANCE RATE
112	90	80%

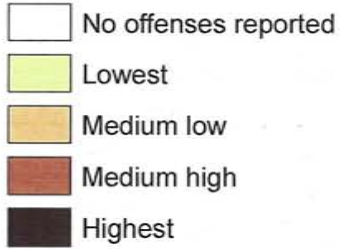
PROSTITUTION OFFENSES WERE COMMITTED EVERY 3 DAYS AND 6 HOURS

BREAKDOWN	# OF OFFENSES	# CLEARED	CLEARANCE RATE
PROSTITUTION	99	82	83%
ASSISTING OR PROMOTING PROSTITUTION	13	8	62%



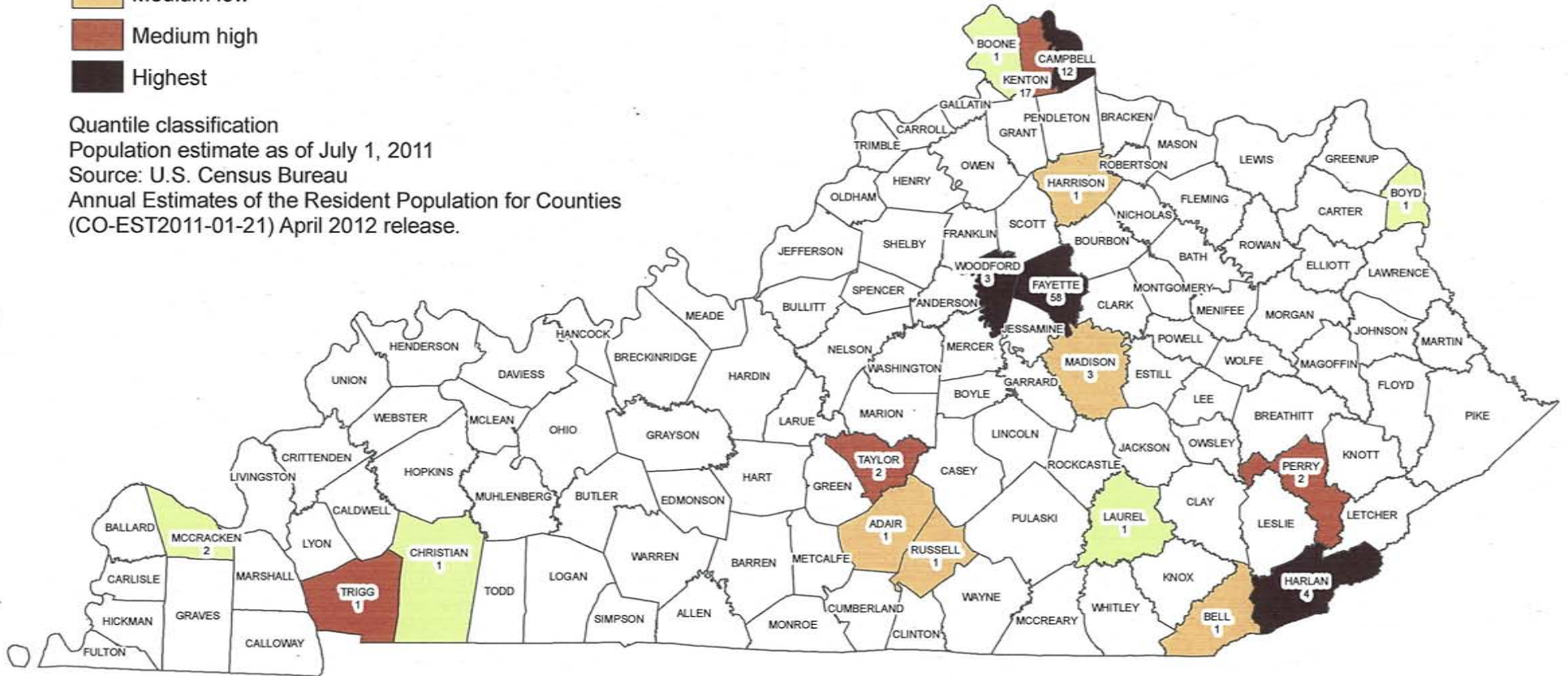
* Definitions acquired from the U.S. Department of Justice publication: August 2000 National Incident Based Reporting System-Volume 1

Per capita rate ranking



Kentucky State Police
Criminal Identification and Records Branch
GIS Section

Quantile classification
Population estimate as of July 1, 2011
Source: U.S. Census Bureau
Annual Estimates of the Resident Population for Counties
(CO-EST2011-01-21) April 2012 release.



Year 2011

Prostitution Offenses by County

ROBBERY

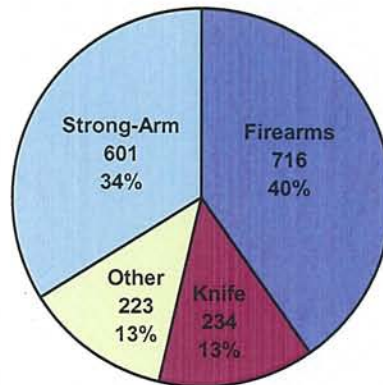
DEFINITION

The taking or attempting to take anything of value under confrontational circumstances from the control, custody, or care of another person by force or threat of force or violence and/or by putting the victim in fear of immediate harm.

NUMBER OF ROBBERIES	CLEARED	CLEARANCE RATE
1,774	534	30%

Robbery is considered to be a serious crime because the element of fear and personal confrontation with a weapon or strong-arm tactic is always present. The 31% clearance rate for robbery is higher than other crimes motivated by the theft of property, but low in comparison to murder and assault in which the element of personal confrontation is also present. This is attributed to the fact that the perpetrator usually conceals his personal identity from the victim.

WEAPONS USED IN ROBBERY



ROBBERY WAS COMMITTED EVERY 4 HOURS AND 56 MINUTES

ROBBERY - PLACE OF OCCURRENCE

CLASSIFICATION	NUMBER OF OFFENSES	PERCENT OF DISTRIBUTION	TOTAL VALUE	AVERAGE VALUE
Highway	47	2.6%	\$ 172,906.23	\$ 3,678.86
Commercial House	110	6.2%	\$ 45,140.62	\$ 410.37
Gas-Service Station	8	0.5%	\$ 1,775.82	\$ 221.98
Chain Store	4	0.2%	\$ 407.00	\$ 101.75
Residence	388	21.9%	\$ 246,529.84	\$ 635.39
Bank	998	56.3%	\$ 893,890.38	\$ 895.68
Miscellaneous	219	12.3%	\$ 93,540.50	\$ 427.13
TOTAL	1774	100.0%	\$ 1,454,190.39	\$ 6,371.15

Robbery classifications denote the type of robbery reported. Highway robberies occur on any roadway, whether it is a highway, county road, or city street. Commercial house robberies are those perpetrated in hotels, motels, restaurants, and like businesses. Chain store robberies include convenience type stores, groceries, and like businesses. Residences include homes, apartments, and other dwellings.

* Definitions acquired from the U.S. Department of Justice publication: August 2000 National Incident Based Reporting System-Volume 1

SEX OFFENSES (FORCIBLE)

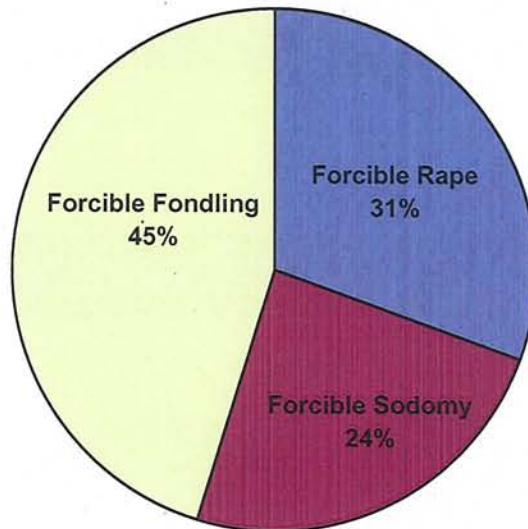
DEFINITION

Any sexual act directed against another person, forcibly and/or against that person's will or not forcibly or against the person's will in instances where the victim is incapable of giving consent.

NUMBER OF FORCIBLE SEX OFFENSES	CLEARED	CLEARANCE RATE
8,033	2,313	29%

FORCIBLE SEX OFFENSES WERE COMMITTED EVERY 1 HOUR AND 5 MINUTES

BREAKDOWN	# OF OFFENSES	# CLEARED	CLEARANCE RATE
FORCIBLE RAPE	2,461	643	26%
FORCIBLE SODOMY	1,930	529	27%
FORCIBLE FONDLING	3,642	1,141	31%



* Definitions acquired from the U.S. Department of Justice publication: August 2000 National Incident Based Reporting System-Volume 1

SEX OFFENSES (NON-FORCIBLE)

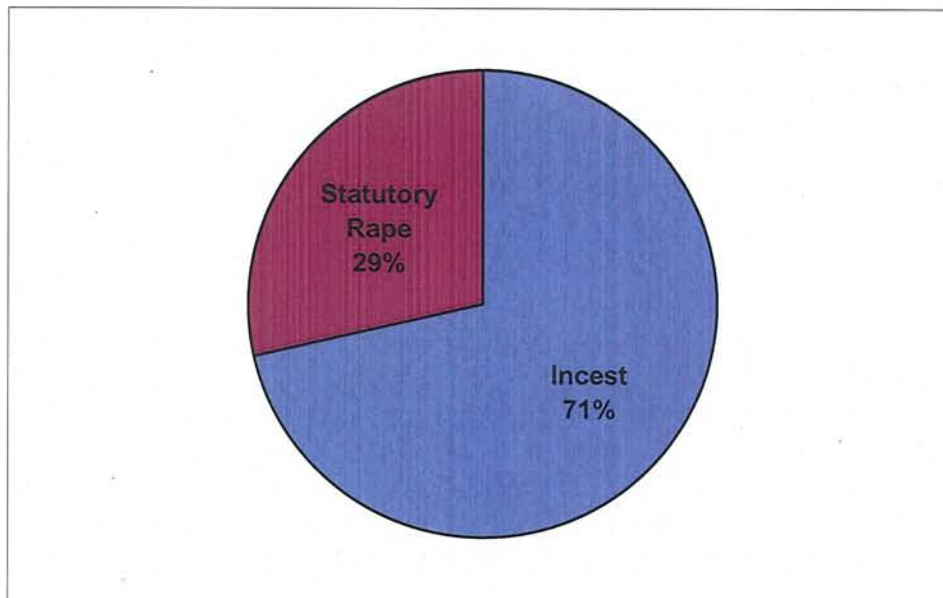
DEFINITION

Unlawful, nonforcible sexual intercourse.

NUMBER OF NON-FORCIBLE SEX OFFENSES	CLEARED	CLEARANCE RATE
550	312	57%

**NON-FORCIBLE SEX OFFENSES WERE
COMMITTED EVERY 15 HOURS AND 55 MINUTES**

BREAKDOWN	# OF OFFENSES	# CLEARED	CLEARANCE RATE
INCEST	392	220	56%
STATUTORY RAPE	158	92	58%



* Definitions acquired from the U.S. Department of Justice publication: August 2000 National Incident Based Reporting System-Volume 1

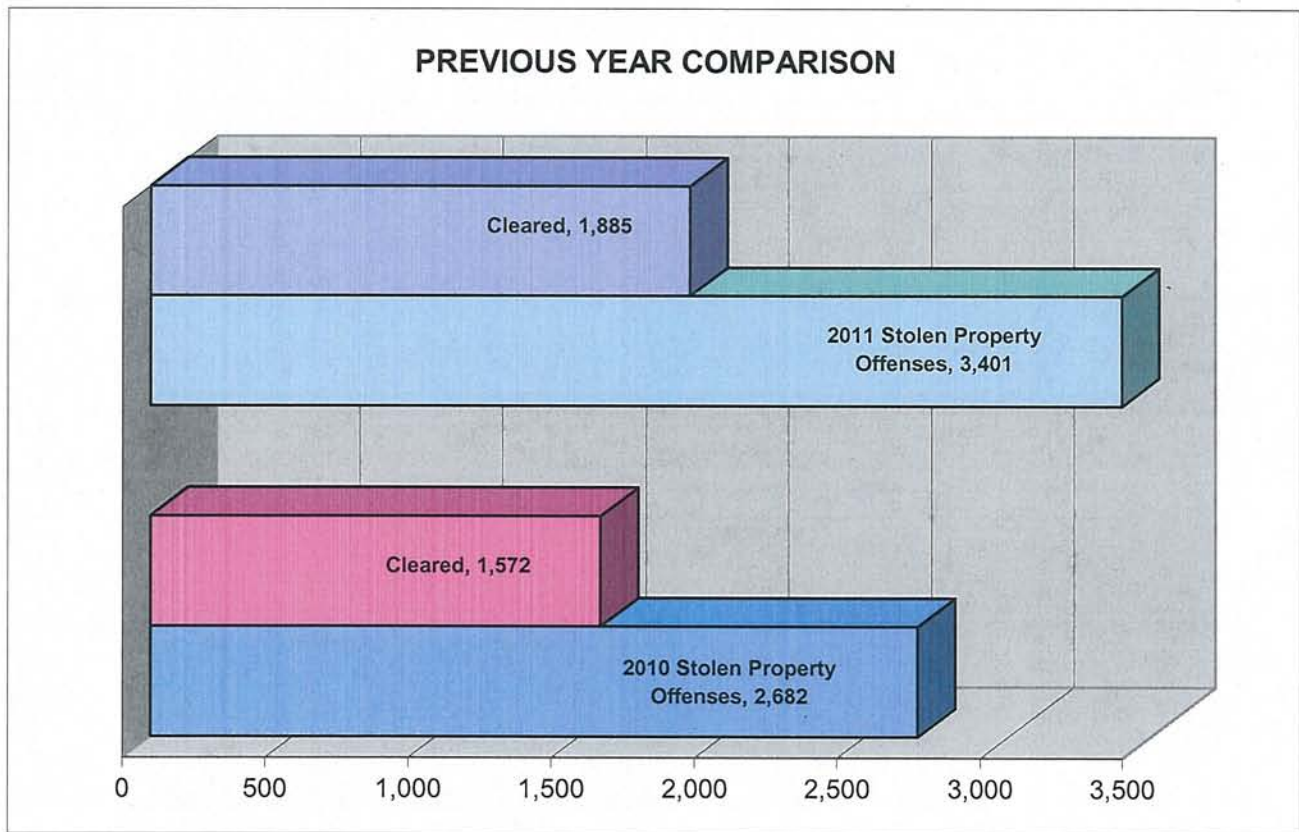
STOLEN PROPERTY

DEFINITION

Receiving, buying, selling, possessing, concealing, or transporting any property with the knowledge that it has been unlawfully taken, as by Burglary, Embezzlement, Fraud, Larceny, Robbery, etc.

NUMBER OF STOLEN PROPERTY OFFENSES	CLEARED	CLEARANCE RATE
3,401	1,885	55%

STOLEN PROPERTY OFFENSES WERE COMMITTED EVERY 2 HOURS AND 34 MINUTES



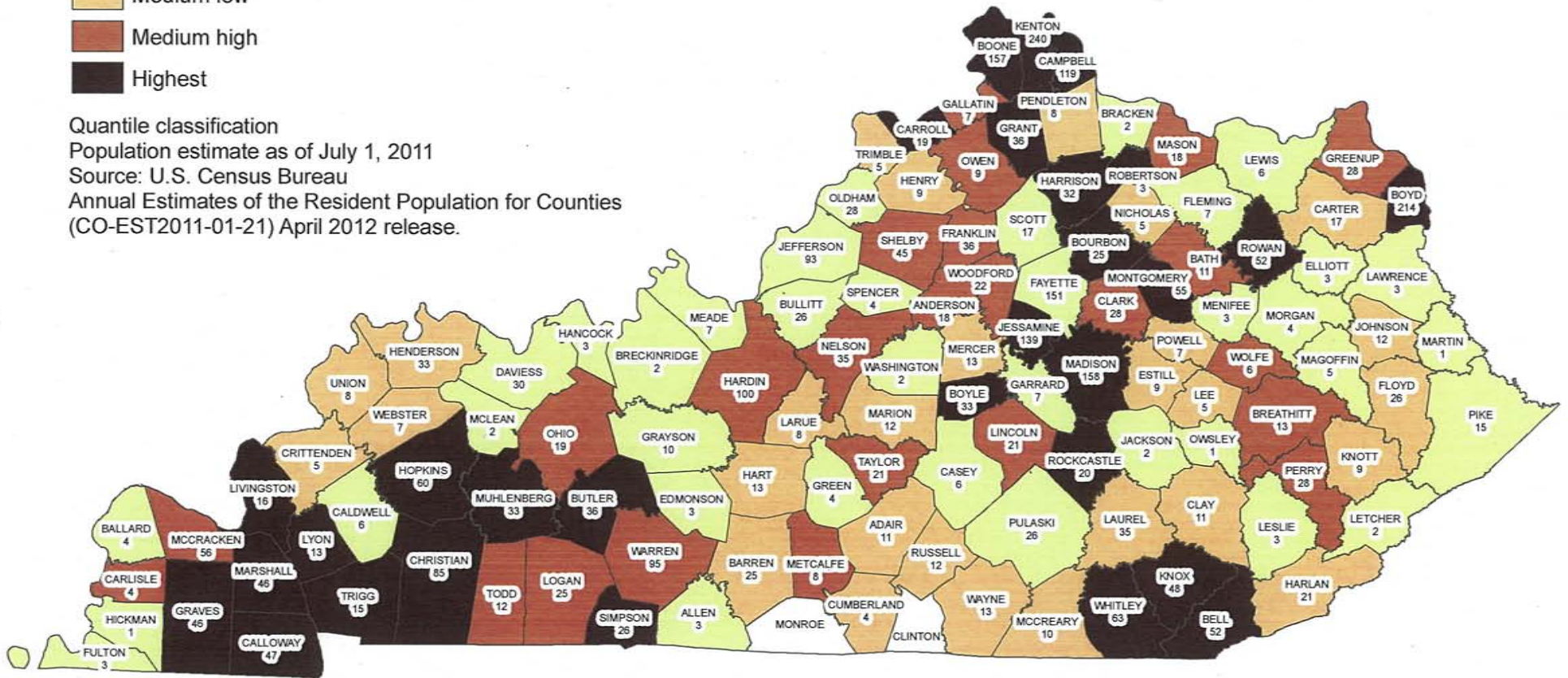
* Definitions acquired from the U.S. Department of Justice publication: August 2000 National Incident Based Reporting System-Volume 1

Per capita rate ranking

- No offenses reported
- Lowest
- Medium low
- Medium high
- Highest

Kentucky State Police
Criminal Identification and Records Branch
GIS Section

Quantile classification
Population estimate as of July 1, 2011
Source: U.S. Census Bureau
Annual Estimates of the Resident Population for Counties
(CO-EST2011-01-21) April 2012 release.



Year 2011

Stolen Property Offenses by County

WEAPON LAW VIOLATIONS

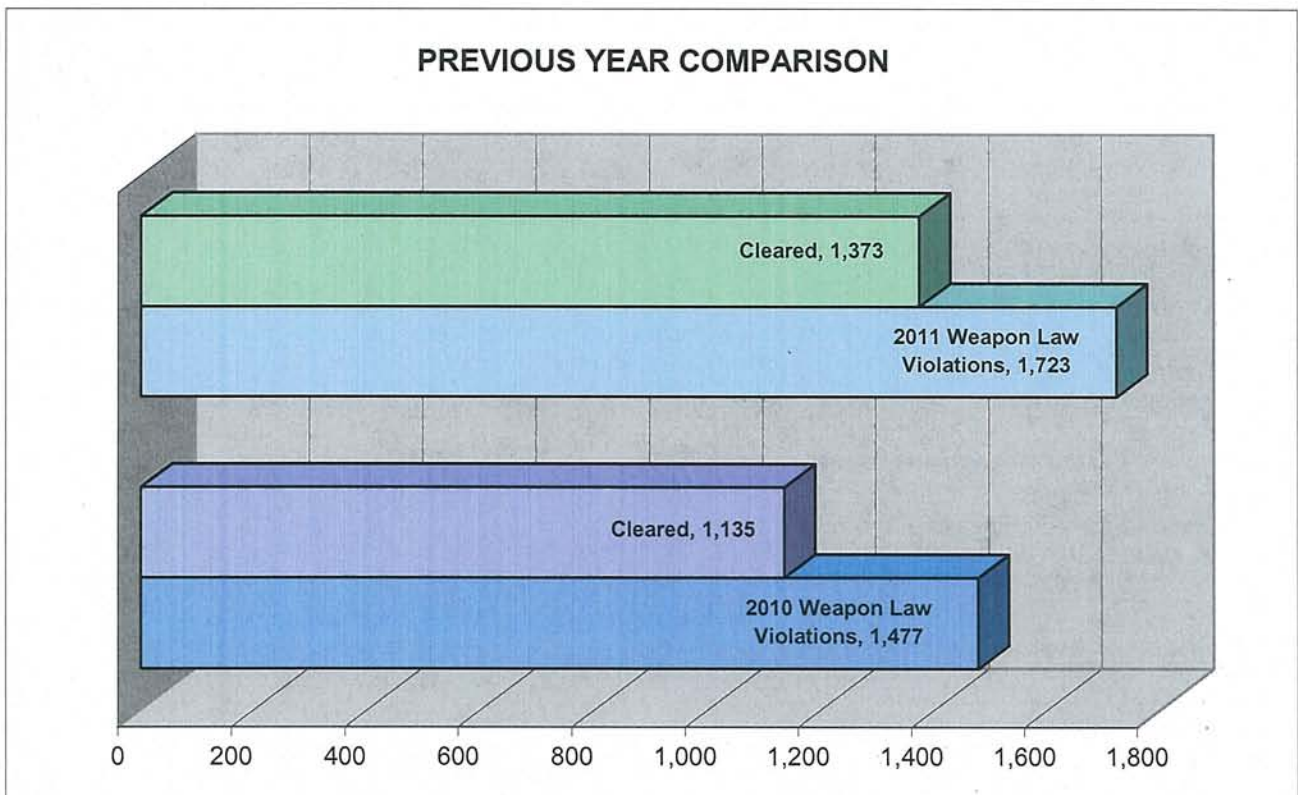
DEFINITION

The violation of laws or ordinances prohibiting the manufacture, sale, purchase, transportation, possession, concealment, or use of firearms, cutting instruments, explosives, incendiary devices, or other deadly weapons.

NUMBER OF WEAPON LAW VIOLATIONS	CLEARED	CLEARANCE RATE
1,723	1,373	80%

**WEAPON LAW VIOLATIONS WERE
COMMITTED EVERY 5 HOURS AND 5 MINUTES**

PREVIOUS YEAR COMPARISON



* Definitions acquired from the U.S. Department of Justice publication: August 2000 National Incident Based Reporting System-Volume 1



**OFFENSES
BY COUNTY
AND AGENCY
REPORTED
AND CLEARED**

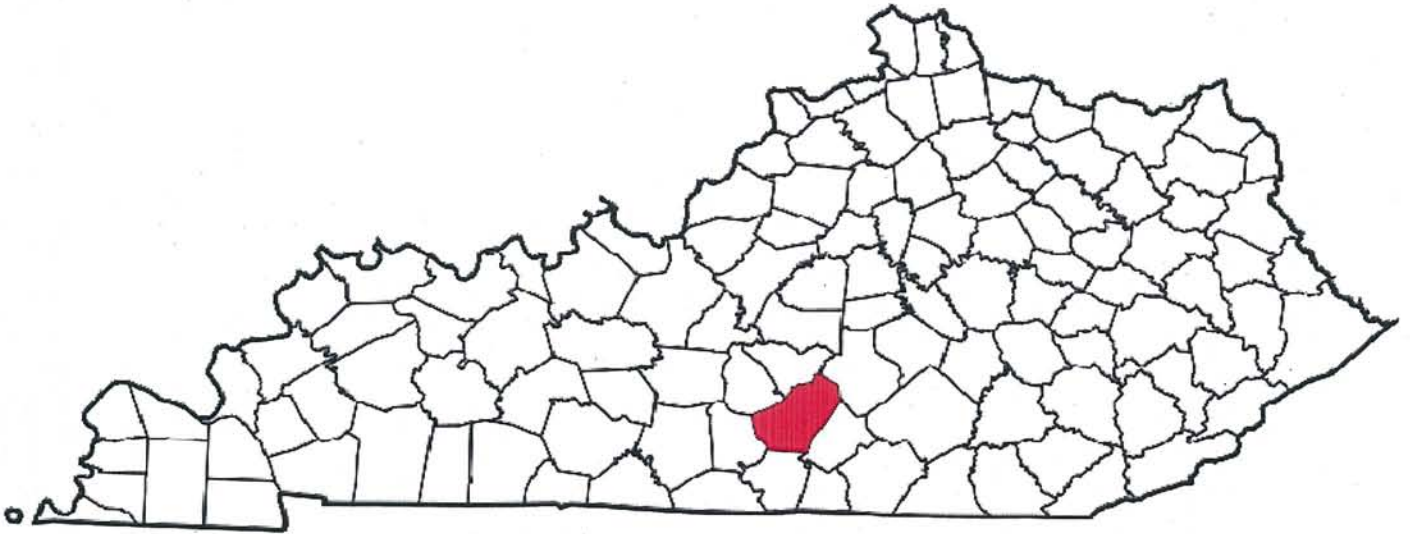
Adair County

A CRIME IS COMMITTED IN ADAIR COUNTY
EVERY 14 HOURS AND 18 MINUTES

FULL TIME SWORN LAW ENFORCEMENT EMPLOYEES

Agency	Male	Female	Total
STATE POLICE	5	0	5
ADAIR COUNTY SHERIFF'S OFFICE	6	0	6
COLUMBIA POLICE DEPARTMENT	11	0	11
ALL OTHER AGENCIES	1	0	1

**Kentucky State Police Troopers may be assigned to multiple counties per post.



County Seat: Columbia
Population: 18,656
Registered Sex Offenders: 30

**ADAIR
COUNTY**

Group A Offenses	State Police		Sheriff		Columbia PD		All Other Agencies		Total	
By Category	Offenses		Offenses		Offenses		Offenses		Offenses	
	Reported	Cleared	Reported	Cleared	Reported	Cleared	Reported	Cleared	Reported	Cleared
Arson	0	0	0	0	1	1	0	0	1	1
Assault Offenses	53	46	3	3	16	3	0	0	72	52
Bribery	0	0	0	0	0	0	0	0	0	0
Burglary/Breaking and Entering	26	5	7	2	13	2	0	0	46	9
Counterfeiting/Forgery	23	2	0	0	14	7	0	0	37	9
Destruction/Damage/Vandalism Of Property	4	1	0	0	7	1	0	0	11	2
Drug/Narcotic Offenses	67	15	35	30	153	147	3	2	258	194
Embezzlement	0	0	0	0	0	0	0	0	0	0
Extortion/Blackmail	0	0	0	0	0	0	0	0	0	0
Fraud Offenses	9	3	0	0	11	2	0	0	20	5
Gambling Offenses	0	0	0	0	0	0	0	0	0	0
Homicide Offenses	2	1	0	0	0	0	0	0	2	1
Kidnapping/Abduction	3	3	0	0	0	0	0	0	3	3
Larceny/Theft Offenses	31	14	14	9	36	8	0	0	81	31
Motor Vehicle Theft	4	2	4	1	3	0	0	0	11	3
Pornography/Obscene Material	0	0	0	0	0	0	0	0	0	0
Prostitution Offenses	1	0	0	0	0	0	0	0	1	0
Robbery	1	1	0	0	0	0	0	0	1	1
Sex Offenses, Forcible	39	16	0	0	6	3	0	0	45	19
Sex Offenses, Nonforcible	1	0	0	0	1	0	0	0	2	0
Stolen Property Offenses (Receiving, etc.)	7	4	3	3	1	1	0	0	11	8
Weapon Law Violations	2	2	0	0	8	4	0	0	10	6
Total	273	115	66	48	270	179	3	2	612	344

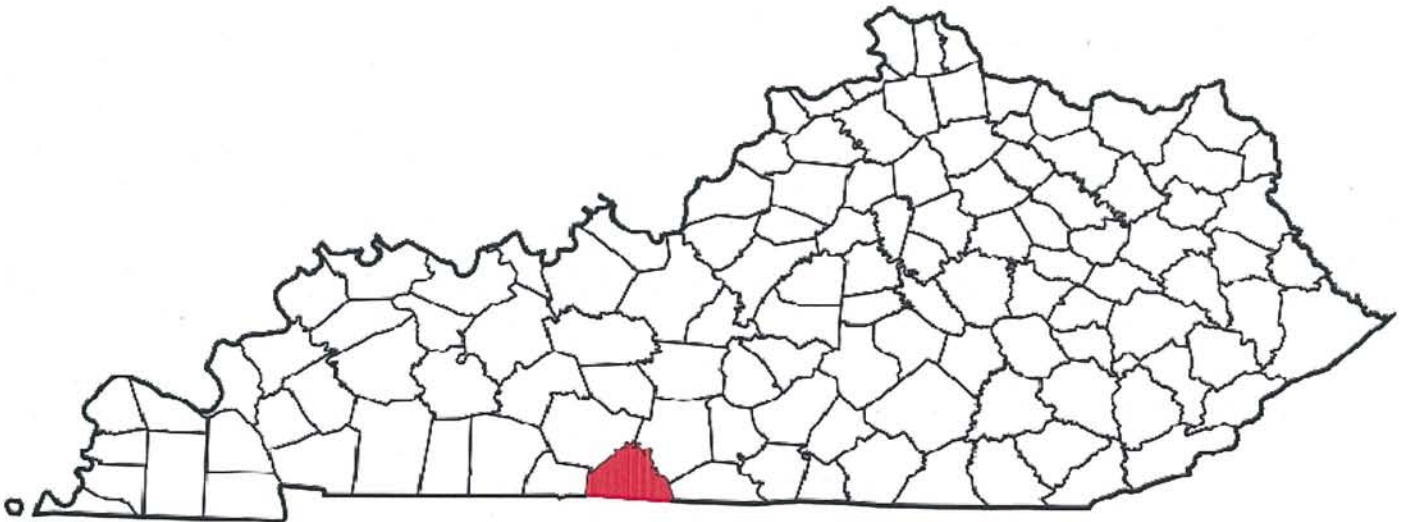
Allen County

A CRIME IS COMMITTED IN ALLEN COUNTY
EVERY 19 HOURS AND 30 MINUTES

FULL TIME SWORN LAW ENFORCEMENT EMPLOYEES

Agency	Male	Female	Total
STATE POLICE	1	0	1
ALLEN COUNTY SHERIFF'S OFFICE	19	0	19
SCOTTSVILLE POLICE DEPARTMENT	13	0	13
ALL OTHER AGENCIES	0	0	0

**Kentucky State Police Troopers may be assigned to multiple counties per post.



County Seat: Scottsville
Population: 19,956
Registered Sex Offenders: 43

**ALLEN
COUNTY**

Group A Offenses	State Police		Sheriff		Scottsville PD		All Other Agencies		Total	
By Category	Offenses		Offenses		Offenses		Offenses		Offenses	
	Reported	Cleared	Reported	Cleared	Reported	Cleared	Reported	Cleared	Reported	Cleared
Arson	1	0	1	0	0	0	0	0	2	0
Assault Offenses	27	17	35	30	2	1	0	0	64	48
Bribery	0	0	0	0	0	0	0	0	0	0
Burglary/Breaking and Entering	3	0	57	13	8	2	0	0	68	15
Counterfeiting/Forgery	0	0	1	1	0	0	0	0	1	1
Destruction/Damage/Vandalism Of Property	2	0	19	3	0	0	0	0	21	3
Drug/Narcotic Offenses	131	85	42	27	2	2	0	0	175	114
Embezzlement	0	0	0	0	0	0	0	0	0	0
Extortion/Blackmail	0	0	0	0	0	0	0	0	0	0
Fraud Offenses	5	3	2	0	0	0	0	0	7	3
Gambling Offenses	0	0	0	0	0	0	0	0	0	0
Homicide Offenses	1	0	0	0	0	0	0	0	1	0
Kidnapping/Abduction	0	0	0	0	0	0	0	0	0	0
Larceny/Theft Offenses	14	2	46	14	6	0	0	0	66	16
Motor Vehicle Theft	1	1	15	3	0	0	0	0	16	4
Pornography/Obscene Material	2	0	0	0	0	0	0	0	2	0
Prostitution Offenses	0	0	0	0	0	0	0	0	0	0
Robbery	0	0	0	0	0	0	0	0	0	0
Sex Offenses, Forcible	2	1	6	4	0	0	0	0	8	5
Sex Offenses, Nonforcible	0	0	1	1	0	0	0	0	1	1
Stolen Property Offenses (Receiving, etc.)	2	2	1	1	0	0	0	0	3	3
Weapon Law Violations	12	12	2	2	0	0	0	0	14	14
Total	203	123	228	99	18	5	0	0	449	227

Anderson County

A CRIME IS COMMITTED IN ANDERSON COUNTY
EVERY 8 HOURS AND 23 MINUTES

FULL TIME SWORN LAW ENFORCEMENT EMPLOYEES

Agency	Male	Female	Total
STATE POLICE	5	0	5
ANDERSON COUNTY SHERIFF'S OFFICE	14	0	14
LAWRENCEBURG POLICE DEPARTMENT	15	0	15
ALL OTHER AGENCIES	1	0	1

**Kentucky State Police Troopers may be assigned to multiple counties per post.



County Seat: Lawrenceburg
Population: 21,421
Registered Sex Offenders: 36

**ANDERSON
COUNTY**

Group A Offenses	State Police		Sheriff		Lawrenceburg PD		All Other Agencies		Total	
By Category	Offenses		Offenses		Offenses		Offenses		Offenses	
	Reported	Cleared	Reported	Cleared	Reported	Cleared	Reported	Cleared	Reported	Cleared
Arson	1	0	0	0	0	0	0	0	1	0
Assault Offenses	22	15	19	4	61	46	0	0	102	65
Bribery	0	0	0	0	0	0	0	0	0	0
Burglary/Breaking and Entering	14	1	44	2	28	10	0	0	86	13
Counterfeiting/Forgery	2	1	5	2	36	25	0	0	43	28
Destruction/Damage/Vandalism Of Property	4	1	9	3	18	11	0	0	31	15
Drug/Narcotic Offenses	59	38	18	5	198	178	2	2	277	223
Embezzlement	0	0	0	0	0	0	0	0	0	0
Extortion/Blackmail	0	0	0	0	0	0	0	0	0	0
Fraud Offenses	5	3	110	1	55	8	0	0	170	12
Gambling Offenses	0	0	0	0	0	0	0	0	0	0
Homicide Offenses	2	1	0	0	0	0	0	0	2	1
Kidnapping/Abduction	0	0	1	0	1	1	0	0	2	1
Larceny/Theft Offenses	16	6	57	4	122	85	0	0	195	95
Motor Vehicle Theft	4	0	8	0	7	2	0	0	19	2
Pornography/Obscene Material	46	45	0	0	0	0	0	0	46	45
Prostitution Offenses	0	0	0	0	0	0	0	0	0	0
Robbery	1	0	2	1	1	1	0	0	4	2
Sex Offenses, Forcible	20	15	1	0	11	6	0	0	32	21
Sex Offenses, Nonforcible	2	1	0	0	2	2	0	0	4	3
Stolen Property Offenses (Receiving, etc.)	3	0	4	1	11	7	0	0	18	8
Weapon Law Violations	2	2	1	0	8	7	0	0	11	9
Total	203	129	279	23	559	389	2	2	1043	543

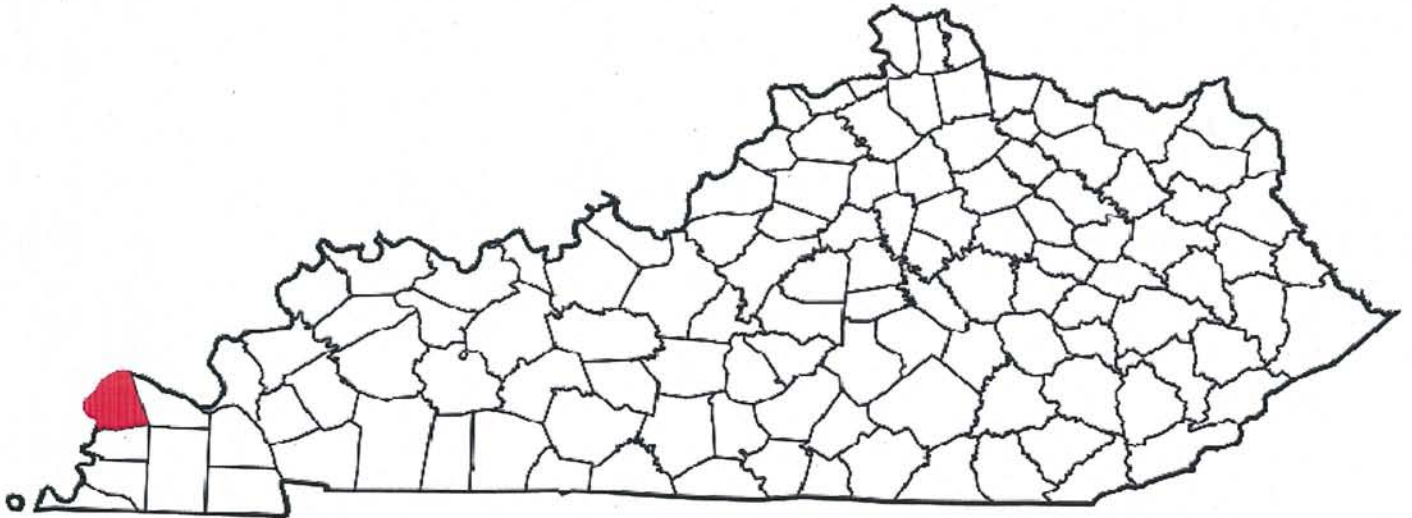
Ballard County

A CRIME IS COMMITTED IN BALLARD COUNTY
EVERY 15 HOURS AND 18 MINUTES

FULL TIME SWORN LAW ENFORCEMENT EMPLOYEES

Agency	Male	Female	Total
STATE POLICE	2	1	3
BALLARD COUNTY SHERIFF'S OFFICE	12	2	14
LACENTER POLICE DEPARTMENT	1	0	1
ALL OTHER AGENCIES	1	0	1

**Kentucky State Police Troopers may be assigned to multiple counties per post.



County Seat: Wickliffe
Population: 8,249
Registered Sex Offenders: 13

BALLARD COUNTY

Group A Offenses	State Police		Sheriff		LaCenter PD		All Other Agencies		Total	
By Category	Offenses		Offenses		Offenses		Offenses		Offenses	
	Reported	Cleared	Reported	Cleared	Reported	Cleared	Reported	Cleared	Reported	Cleared
Arson	0	0	2	0	0	0	0	0	2	0
Assault Offenses	6	6	134	63	1	1	0	0	141	70
Bribery	0	0	1	0	0	0	0	0	1	0
Burglary/Breaking and Entering	0	0	47	14	0	0	0	0	47	14
Counterfeiting/Forgery	0	0	15	10	0	0	0	0	15	10
Destruction/Damage/Vandalism Of Property	2	2	53	17	1	1	0	0	56	20
Drug/Narcotic Offenses	5	5	113	97	0	0	2	2	120	104
Embezzlement	0	0	0	0	0	0	0	0	0	0
Extortion/Blackmail	0	0	0	0	0	0	0	0	0	0
Fraud Offenses	0	0	30	7	0	0	0	0	30	7
Gambling Offenses	0	0	0	0	0	0	0	0	0	0
Homicide Offenses	0	0	0	0	0	0	0	0	0	0
Kidnapping/Abduction	0	0	2	2	0	0	0	0	2	2
Larceny/Theft Offenses	0	0	129	47	0	0	0	0	129	47
Motor Vehicle Theft	0	0	7	6	0	0	0	0	7	6
Pornography/Obscene Material	0	0	2	0	0	0	0	0	2	0
Prostitution Offenses	0	0	0	0	0	0	0	0	0	0
Robbery	0	0	0	0	0	0	0	0	0	0
Sex Offenses, Forcible	3	3	9	2	0	0	0	0	12	5
Sex Offenses, Nonforcible	0	0	1	1	0	0	0	0	1	1
Stolen Property Offenses (Receiving, etc.)	1	0	3	0	0	0	0	0	4	0
Weapon Law Violations	0	0	3	3	0	0	0	0	3	3
Total	17	16	551	269	2	2	2	2	572	289

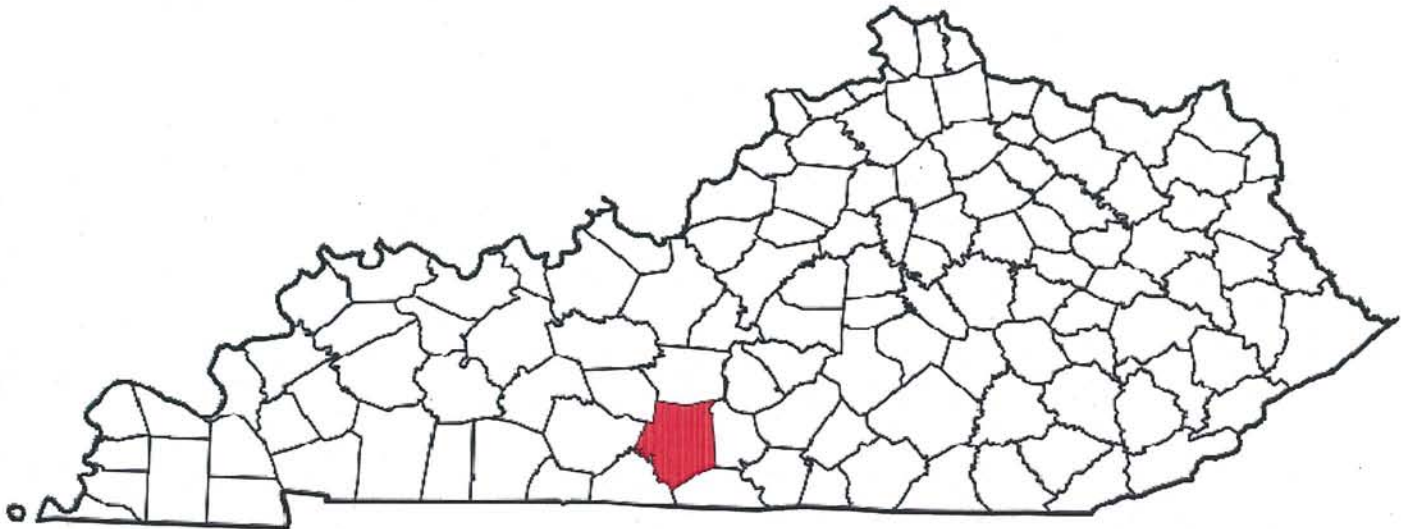
Barren County

A CRIME IS COMMITTED IN BARREN COUNTY
EVERY 4 HOURS AND 15 MINUTES

FULL TIME SWORN LAW ENFORCEMENT EMPLOYEES

Agency	Male	Female	Total
STATE POLICE	4	0	4
BARREN COUNTY SHERIFF'S OFFICE	16	2	18
BARREN COUNTY DRUG TASK FORCE	6	1	7
CAVE CITY POLICE DEPARTMENT	6	0	6
GLASGOW POLICE DEPARTMENT	34	3	37
PARK CITY POLICE DEPARTMENT	1	0	1
ALL OTHER AGENCIES	1	0	1

**Kentucky State Police Troopers may be assigned to multiple counties per post.



County Seat: Glasgow
Population: 42,173
Registered Sex Offenders: 56

**BARREN
COUNTY**

Group A Offenses	State Police		Sheriff		Barren Co. Drug TF		Cave City PD		Glasgow PD	
By Category	Offenses		Offenses		Offenses		Offenses		Offenses	
	Reported	Cleared	Reported	Cleared	Reported	Cleared	Reported	Cleared	Reported	Cleared
Arson	0	0	0	0	0	0	0	0	5	1
Assault Offenses	22	16	31	23	4	2	4	1	196	80
Bribery	0	0	0	0	0	0	0	0	0	0
Burglary/Breaking and Entering	9	1	58	10	0	0	11	1	52	6
Counterfeiting/Forgery	19	10	26	0	0	0	0	0	74	23
Destruction/Damage/Vandalism Of Property	3	1	26	7	2	0	12	2	132	11
Drug/Narcotic Offenses	19	14	21	15	369	151	19	10	355	324
Embezzlement	0	0	0	0	0	0	0	0	0	0
Extortion/Blackmail	0	0	0	0	0	0	0	0	0	0
Fraud Offenses	14	1	3	0	0	0	3	3	29	4
Gambling Offenses	0	0	0	0	0	0	0	0	0	0
Homicide Offenses	2	1	1	1	0	0	0	0	0	0
Kidnapping/Abduction	0	0	3	3	0	0	0	0	1	1
Larceny/Theft Offenses	30	16	52	4	0	0	28	0	280	76
Motor Vehicle Theft	0	0	11	0	0	0	2	0	17	2
Pornography/Obscene Material	0	0	0	0	0	0	0	0	0	0
Prostitution Offenses	0	0	0	0	0	0	0	0	0	0
Robbery	2	2	1	1	0	0	1	0	1	0
Sex Offenses, Forcible	20	19	1	0	0	0	0	0	29	2
Sex Offenses, Nonforcible	0	0	1	0	0	0	0	0	1	0
Stolen Property Offenses (Receiving, etc.)	6	6	6	2	2	0	1	0	10	7
Weapon Law Violations	3	2	5	3	10	9	1	1	8	8
Total	149	89	246	69	387	162	82	18	1190	545

BARREN COUNTY

Group A Offenses	Park City Police Dept		All Other Agencies		-		-		Total	
By Category	Offenses		Offenses		Offenses		Offenses		Offenses	
	Reported	Cleared	Reported	Cleared	Reported	Cleared	Reported	Cleared	Reported	Cleared
Arson	0	0	0	0					5	1
Assault Offenses	0	0	0	0					257	122
Bribery	0	0	0	0					0	0
Burglary/Breaking and Entering	0	0	0	0					130	18
Counterfeiting/Forgery	0	0	0	0					119	33
Destruction/Damage/Vandalism Of Property	0	0	0	0					175	21
Drug/Narcotic Offenses	0	0	0	0					783	514
Embezzlement	0	0	0	0					0	0
Extortion/Blackmail	0	0	0	0					0	0
Fraud Offenses	0	0	1	1					50	9
Gambling Offenses	0	0	0	0					0	0
Homicide Offenses	0	0	0	0					3	2
Kidnapping/Abduction	0	0	0	0					4	4
Larceny/Theft Offenses	0	0	2	2					392	98
Motor Vehicle Theft	0	0	0	0					30	2
Pornography/Obscene Material	0	0	1	1					1	1
Prostitution Offenses	0	0	0	0					0	0
Robbery	0	0	0	0					5	3
Sex Offenses, Forcible	0	0	0	0					50	21
Sex Offenses, Nonforcible	0	0	0	0					2	0
Stolen Property Offenses (Receiving, etc.)	0	0	0	0					25	15
Weapon Law Violations	0	0	0	0					27	23
Total	0	0	4	4	0	0	0	0	2058	887

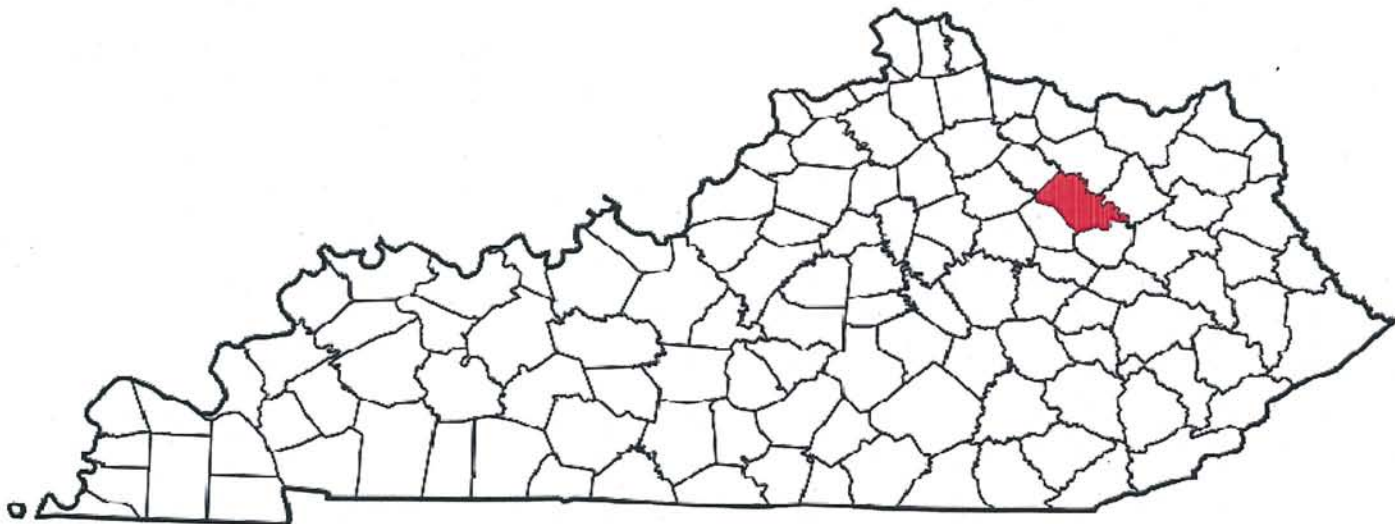
Bath County

A CRIME IS COMMITTED IN BATH COUNTY
EVERY 23 HOURS AND 32 MINUTES

FULL TIME SWORN LAW ENFORCEMENT EMPLOYEES

Agency	Male	Female	Total
STATE POLICE	6	0	6
BATH COUNTY SHERIFF'S OFFICE	3	0	3
OWINGSVILLE POLICE DEPARTMENT	5	0	5
ALL OTHER AGENCIES	2	0	2

**Kentucky State Police Troopers may be assigned to multiple counties per post.



County Seat: Owingsville
Population: 11,591
Registered Sex Offenders: 30

BATH COUNTY

Group A Offenses	State Police		Sheriff		Owingsville PD		All Other Agencies		Total	
By Category	Offenses		Offenses		Offenses		Offenses		Offenses	
	Reported	Cleared	Reported	Cleared	Reported	Cleared	Reported	Cleared	Reported	Cleared
Arson	1	0	0	0	0	0	0	0	1	0
Assault Offenses	39	36	0	0	10	6	0	0	49	42
Bribery	0	0	0	0	0	0	0	0	0	0
Burglary/Breaking and Entering	53	9	0	0	10	7	0	0	63	16
Counterfeiting/Forgery	9	5	0	0	0	0	0	0	9	5
Destruction/Damage/Vandalism Of Property	6	3	0	0	7	6	0	0	13	9
Drug/Narcotic Offenses	109	65	0	0	22	16	5	4	136	85
Embezzlement	0	0	0	0	0	0	0	0	0	0
Extortion/Blackmail	0	0	0	0	0	0	0	0	0	0
Fraud Offenses	6	1	0	0	1	1	1	0	8	2
Gambling Offenses	0	0	0	0	0	0	0	0	0	0
Homicide Offenses	1	0	0	0	0	0	0	0	1	0
Kidnapping/Abduction	0	0	0	0	0	0	0	0	0	0
Larceny/Theft Offenses	30	11	0	0	23	11	0	0	53	22
Motor Vehicle Theft	6	2	0	0	1	1	0	0	7	3
Pornography/Obscene Material	0	0	0	0	0	0	1	0	1	0
Prostitution Offenses	0	0	0	0	0	0	0	0	0	0
Robbery	4	4	0	0	0	0	0	0	4	4
Sex Offenses, Forcible	11	7	0	0	0	0	0	0	11	7
Sex Offenses, Nonforcible	1	1	0	0	0	0	0	0	1	1
Stolen Property Offenses (Receiving, etc.)	9	4	0	0	2	1	0	0	11	5
Weapon Law Violations	4	4	0	0	0	0	0	0	4	4
Total	289	152	0	0	76	49	7	4	372	205

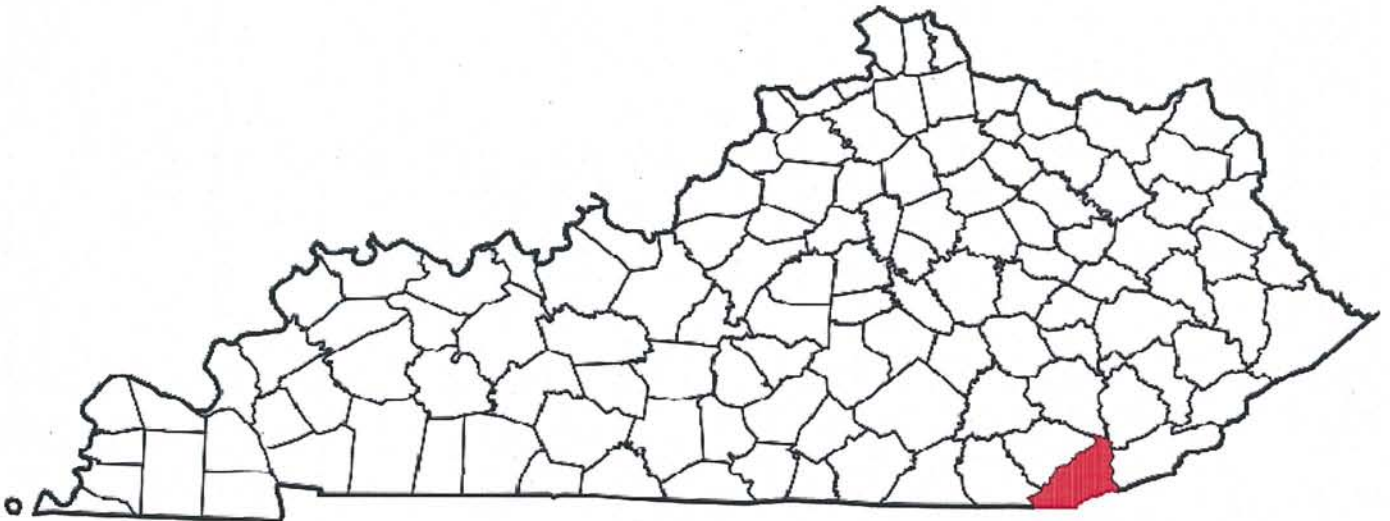
Bell County

A CRIME IS COMMITTED IN BELL COUNTY
EVERY 3 HOURS AND 51 MINUTES

FULL TIME SWORN LAW ENFORCEMENT EMPLOYEES

Agency	Male	Female	Total
STATE POLICE	8	0	8
BELL COUNTY SHERIFF'S OFFICE	14	1	15
MIDDLESBORO POLICE DEPARTMENT	22	0	22
PINEVILLE POLICE DEPARTMENT	9	0	9
ALL OTHER AGENCIES	3	0	3

**Kentucky State Police Troopers may be assigned to multiple counties per post.



County Seat: Pineville
Population: 28,691
Registered Sex Offenders: 34

BELL COUNTY

Group A Offenses	State Police		Sheriff		Middlesboro PD		Pineville PD		All Other Agencies		Total	
By Category	Offenses		Offenses		Offenses		Offenses		Offenses		Offenses	
	Reported	Cleared	Reported	Cleared	Reported	Cleared	Reported	Cleared	Reported	Cleared	Reported	Cleared
Arson	2	1	2	1	3	1	2	1	0	0	9	4
Assault Offenses	42	30	29	11	123	21	4	2	0	0	198	64
Bribery	0	0	0	0	0	0	0	0	0	0	0	0
Burglary/Breaking and Entering	30	5	54	5	96	23	6	0	0	0	186	33
Counterfeiting/Forgery	0	0	7	3	67	17	5	3	0	0	79	23
Destruction/Damage/Vandalism Of Property	10	2	25	3	113	30	13	1	1	1	162	37
Drug/Narcotic Offenses	73	50	34	24	339	335	27	27	15	15	488	451
Embezzlement	0	0	0	0	0	0	0	0	0	0	0	0
Extortion/Blackmail	0	0	0	0	0	0	0	0	0	0	0	0
Fraud Offenses	1	0	3	0	38	18	4	1	0	0	46	19
Gambling Offenses	0	0	0	0	0	0	0	0	0	0	0	0
Homicide Offenses	1	1	0	0	4	4	0	0	0	0	5	5
Kidnapping/Abduction	1	1	1	1	3	1	0	0	0	0	5	3
Larceny/Theft Offenses	47	10	117	12	665	301	61	8	1	1	891	332
Motor Vehicle Theft	7	3	11	0	19	2	1	0	0	0	38	5
Pornography/Obscene Material	4	2	0	0	27	26	0	0	0	0	31	28
Prostitution Offenses	0	0	0	0	1	1	0	0	0	0	1	1
Robbery	3	3	3	1	16	6	1	0	0	0	23	10
Sex Offenses, Forcible	41	30	2	0	9	2	1	0	0	0	53	32
Sex Offenses, Nonforcible	0	0	1	1	0	0	0	0	0	0	1	1
Stolen Property Offenses (Receiving, etc.)	6	4	10	8	34	27	2	1	0	0	52	40
Weapon Law Violations	0	0	0	0	7	7	0	0	0	0	7	7
Total	268	142	299	70	1564	822	127	44	17	17	2275	1095

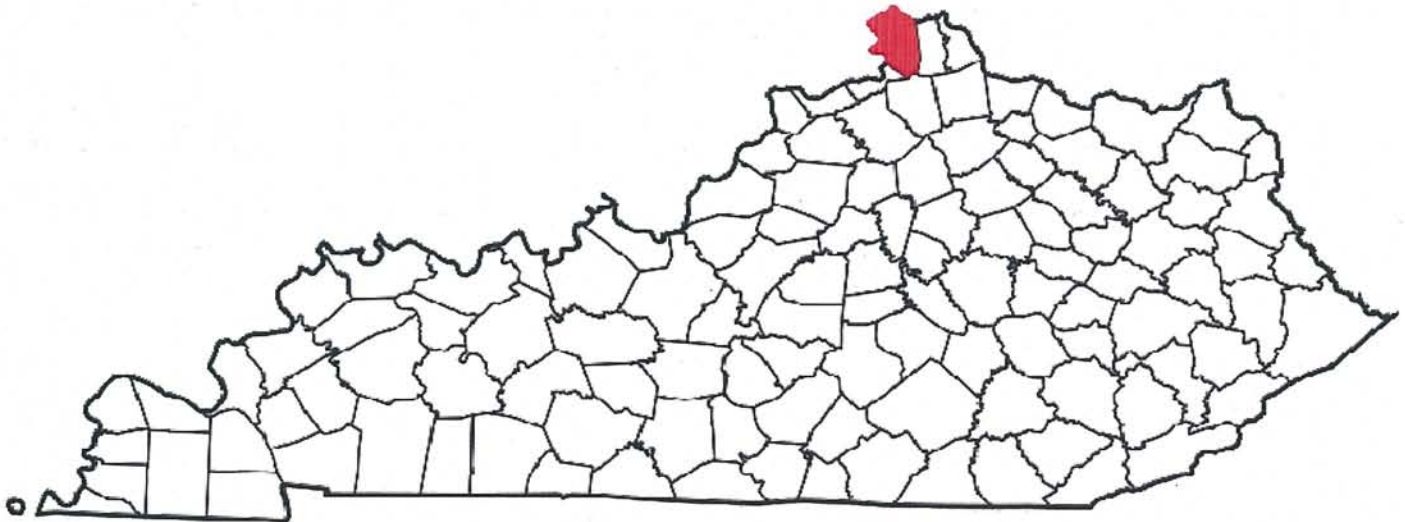
Boone County

A CRIME IS COMMITTED IN BOONE COUNTY
EVERY 1 HOUR AND 18 MINUTES

FULL TIME SWORN LAW ENFORCEMENT EMPLOYEES

Agency	Male	Female	Total
STATE POLICE	0	0	0
BOONE COUNTY SHERIFF'S OFFICE	126	4	130
FLORENCE POLICE DEPARTMENT	57	2	59
CIN - N KY AIRPORT	46	3	49
ALL OTHER AGENCIES	5	0	5

**Kentucky State Police Troopers may be assigned to multiple counties per post.



County Seat: Burlington
Population: 118,811
Registered Sex Offenders: 94

**BOONE
COUNTY**

Group A Offenses	State Police		Sheriff		Florence PD		Cin-N KY Airport PD		All Other Agencies		Total	
By Category	Offenses		Offenses		Offenses		Offenses		Offenses		Offenses	
	Reported	Cleared	Reported	Cleared	Reported	Cleared	Reported	Cleared	Reported	Cleared	Reported	Cleared
Arson	0	0	3	2	4	1	0	0	1	1	8	4
Assault Offenses	1	1	417	292	204	106	5	1	1	1	628	401
Bribery	0	0	2	2	1	1	0	0	0	0	3	3
Burglary/Breaking and Entering	0	0	365	86	177	35	1	1	0	0	543	122
Counterfeiting/Forgery	0	0	90	45	171	101	0	0	0	0	261	146
Destruction/Damage/Vandalism Of Property	0	0	483	87	382	46	7	0	1	0	873	133
Drug/Narcotic Offenses	0	0	356	348	159	151	35	35	18	9	568	543
Embezzlement	0	0	0	0	0	0	0	0	0	0	0	0
Extortion/Blackmail	0	0	0	0	1	1	0	0	0	0	1	1
Fraud Offenses	0	0	155	65	203	108	22	12	11	11	391	196
Gambling Offenses	0	0	0	0	0	0	0	0	0	0	0	0
Homicide Offenses	0	0	7	3	2	2	0	0	0	0	9	5
Kidnapping/Abduction	0	0	9	7	4	3	0	0	0	0	13	10
Larceny/Theft Offenses	1	1	1297	394	1503	658	90	24	4	0	2895	1077
Motor Vehicle Theft	0	0	62	15	57	20	2	0	0	0	121	35
Pornography/Obscene Material	6	2	10	8	3	3	0	0	1	0	20	13
Prostitution Offenses	0	0	1	1	0	0	0	0	0	0	1	1
Robbery	0	0	17	8	37	27	0	0	0	0	54	35
Sex Offenses, Forcible	5	2	80	50	25	17	0	0	0	0	110	69
Sex Offenses, Nonforcible	0	0	1	0	0	0	0	0	0	0	1	0
Stolen Property Offenses (Receiving, etc.)	0	0	80	55	68	52	9	4	0	0	157	111
Weapon Law Violations	0	0	17	17	5	5	6	4	0	0	28	26
Total	13	6	3452	1485	3006	1337	177	81	37	22	6685	2931

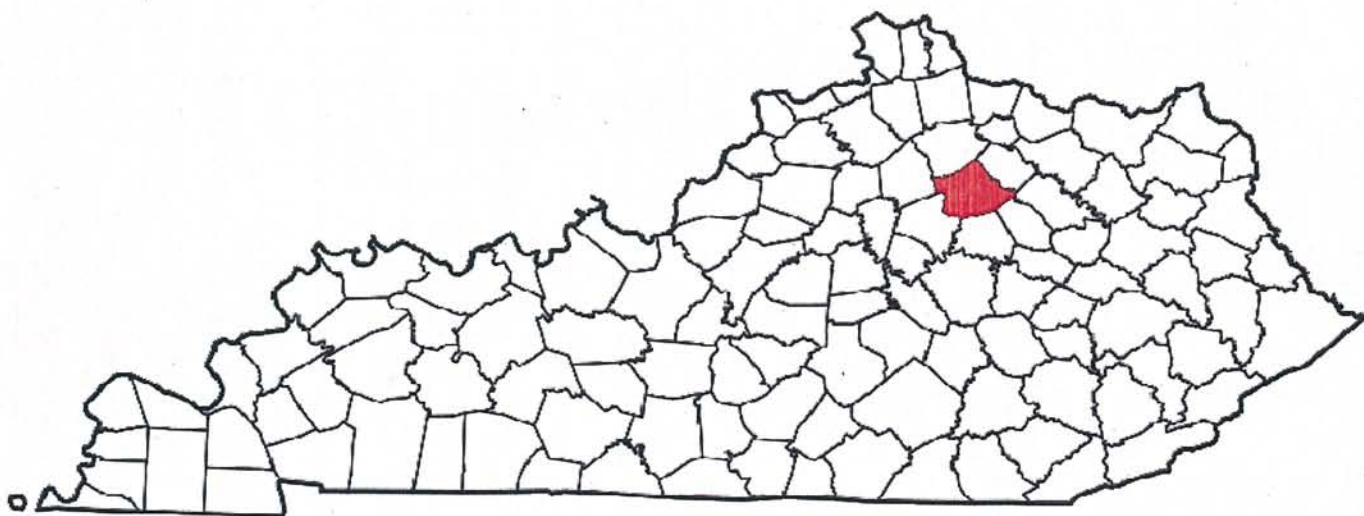
Bourbon County

A CRIME IS COMMITTED IN BOURBON COUNTY
EVERY 5 HOURS AND 28 MINUTES

FULL TIME SWORN LAW ENFORCEMENT EMPLOYEES

Agency	Male	Female	Total
STATE POLICE	8	0	8
BOURBON COUNTY SHERIFF'S OFFICE	8	0	8
MILLERSBURG POLICE DEPARTMENT	1	0	1
PARIS POLICE DEPARTMENT	25	0	25
ALL OTHER AGENCIES	1	0	1

**Kentucky State Police Troopers may be assigned to multiple counties per post.



County Seat: Paris
Population: 19,985
Registered Sex Offenders: 15

**BOURBON
COUNTY**

Group A Offenses	State Police		Sheriff		Millersburg PD		Paris PD		All Other Agencies		Total	
By Category	Offenses		Offenses		Offenses		Offenses		Offenses		Offenses	
	Reported	Cleared	Reported	Cleared	Reported	Cleared	Reported	Cleared	Reported	Cleared	Reported	Cleared
Arson	2	1	0	0	0	0	0	0	0	0	2	1
Assault Offenses	28	26	4	1	1	1	182	105	0	0	215	133
Bribery	0	0	0	0	0	0	1	1	0	0	1	1
Burglary/Breaking and Entering	29	2	21	2	0	0	152	23	0	0	202	27
Counterfeiting/Forgery	6	3	12	6	0	0	157	97	0	0	175	106
Destruction/Damage/Vandalism Of Property	11	5	6	0	0	0	96	14	0	0	113	19
Drug/Narcotic Offenses	37	11	4	0	0	0	84	84	0	0	125	95
Embezzlement	0	0	0	0	0	0	0	0	0	0	0	0
Extortion/Blackmail	0	0	0	0	0	0	0	0	0	0	0	0
Fraud Offenses	5	1	18	14	1	1	61	14	1	1	86	31
Gambling Offenses		0	0	0	0	0	0	0	0	0	0	0
Homicide Offenses	2	1	1	0	0	0	1	1	0	0	4	2
Kidnapping/Abduction	1	1	0	0	0	0	3	3	0	0	4	4
Larceny/Theft Offenses	56	10	70	4	6	6	312	62	0	0	444	82
Motor Vehicle Theft	10	5	5	0	0	0	10	1	0	0	25	6
Pornography/Obscene Material	0	0	135	0	0	0	1	1	0	0	136	1
Prostitution Offenses	0	0	0	0	0	0	0	0	0	0	0	0
Robbery	0	0	0	0	0	0	24	8	0	0	24	8
Sex Offenses, Forcible	5	0	0	0	0	0	7	3	0	0	12	3
Sex Offenses, Nonforcible	1	1	0	0	0	0	0	0	0	0	1	1
Stolen Property Offenses (Receiving, etc.)	1	0	1	0	1	1	22	17	0	0	25	18
Weapon Law Violations	1	1	1	0	0	0	2	2	0	0	4	3
Total	195	68	278	27	9	9	1115	436	1	1	1598	541

Boyd County

A CRIME IS COMMITTED IN BOYD COUNTY
EVERY 2 HOURS AND 14 MINUTES

FULL TIME SWORN LAW ENFORCEMENT EMPLOYEES

Agency	Male	Female	Total
STATE POLICE	4	0	4
BOYD COUNTY SHERIFF'S OFFICE	27	1	28
ASHLAND POLICE DEPARTMENT	45	1	46
CATLETTSBURG POLICE DEPARTMENT	8	0	8
ALL OTHER AGENCIES	1	0	1

**Kentucky State Police Troopers may be assigned to multiple counties per post.



County Seat: Catlettsburg
Population: 49,542
Registered Sex Offenders: 65

**BOYD
COUNTY**

Group A Offenses	State Police		Sheriff		Ashland PD		Catlettsburg PD		All Other Agencies		Total	
By Category	Offenses		Offenses		Offenses		Offenses		Offenses		Offenses	
	Reported	Cleared	Reported	Cleared	Reported	Cleared	Reported	Cleared	Reported	Cleared	Reported	Cleared
Arson	0	0	0	0	4	2	0	0	0	0	4	2
Assault Offenses	9	9	116	90	294	175	26	12	0	0	445	286
Bribery	0	0	0	0	2	1	0	0	0	0	2	1
Burglary/Breaking and Entering	16	4	46	27	350	32	26	3	0	0	438	66
Counterfeiting/Forgery	8	4	33	12	156	25	4	0	0	0	201	41
Destruction/Damage/Vandalism Of Property	3	1	22	16	165	19	13	1	0	0	203	37
Drug/Narcotic Offenses	81	25	233	174	269	219	84	80	2	2	669	500
Embezzlement	0	0	0	0	0	0	0	0	0	0	0	0
Extortion/Blackmail	1	1	0	0	0	0	0	0	0	0	1	1
Fraud Offenses	25	14	22	13	116	16	6	2	2	0	171	45
Gambling Offenses	0	0	0	0	2	0	1	0	0	0	3	0
Homicide Offenses	2	2	2	2	5	3	0	0	0	0	9	7
Kidnapping/Abduction	0	0	1	1	3	1	0	0	0	0	4	2
Larceny/Theft Offenses	51	12	158	91	1083	345	54	7	0	0	1346	455
Motor Vehicle Theft	5	1	13	9	43	13	3	1	0	0	64	24
Pornography/Obscene Material	0	0	1	0	7	7	0	0	1	0	9	7
Prostitution Offenses	0	0	0	0	1	1	0	0	0	0	1	1
Robbery	0	0	11	3	37	16	1	0	0	0	49	19
Sex Offenses, Forcible	24	15	10	6	26	12	3	1	0	0	63	34
Sex Offenses, Nonforcible	0	0	0	0	1	1	0	0	0	0	1	1
Stolen Property Offenses (Receiving, etc.)	12	6	45	35	147	75	10	4	0	0	214	120
Weapon Law Violations	0	0	8	8	9	7	3	1	0	0	20	16
Total	237	94	721	487	2720	970	234	112	5	2	3917	1665

Boyle County

A CRIME IS COMMITTED IN BOYLE COUNTY
EVERY 4 HOURS AND 31 MINUTES

FULL TIME SWORN LAW ENFORCEMENT EMPLOYEES

Agency	Male	Female	Total
STATE POLICE	2	0	2
BOYLE COUNTY SHERIFF'S OFFICE	11	1	12
DANVILLE POLICE DEPARTMENT	28	4	32
JUNCTION CITY POLICE DEPARTMENT	3	0	3
ALL OTHER AGENCIES	1	0	1

**Kentucky State Police Troopers may be assigned to multiple counties per post.



County Seat: Danville
Population: 28,432
Registered Sex Offenders: 30

**BOYLE
COUNTY**

Group A Offenses	State Police		Sheriff		Danville PD		Junction City PD		All Other Agencies		Total	
By Category	Offenses		Offenses		Offenses		Offenses		Offenses		Offenses	
	Reported	Cleared	Reported	Cleared	Reported	Cleared	Reported	Cleared	Reported	Cleared	Reported	Cleared
Arson	0	0	1	0	4	0	0	0	0	0	5	0
Assault Offenses	5	3	24	17	263	109	0	0	0	0	292	129
Bribery	0	0	0	0	0	0	0	0	0	0	0	0
Burglary/Breaking and Entering	2	0	47	17	120	19	0	0	0	0	169	36
Counterfeiting/Forgery	1	0	24	0	125	3	0	0	0	0	150	3
Destruction/Damage/Vandalism Of Property	2	0	16	4	161	7	0	0	0	0	179	11
Drug/Narcotic Offenses	55	9	34	34	160	145	0	0	0	0	249	188
Embezzlement	0	0	0	0	0	0	0	0	0	0	0	0
Extortion/Blackmail	1	1	0	0	0	0	0	0	0	0	1	1
Fraud Offenses	1	1	12	1	81	1	1	1	1	1	96	5
Gambling Offenses	0	0	0	0	0	0	0	0	0	0	0	0
Homicide Offenses	0	0	2	2	1	1	0	0	0	0	3	3
Kidnapping/Abduction	0	0	0	0	3	3	0	0	0	0	3	3
Larceny/Theft Offenses	7	2	54	11	565	134	0	0	0	0	626	147
Motor Vehicle Theft	5	0	2	1	26	4	0	0	0	0	33	5
Pornography/Obscene Material	8	6	0	0	6	0	0	0	0	0	14	6
Prostitution Offenses	0	0	0	0	0	0	0	0	0	0	0	0
Robbery	0	0	0	0	25	6	0	0	0	0	25	6
Sex Offenses, Forcible	20	16	2	0	22	4	0	0	0	0	44	20
Sex Offenses, Nonforcible	3	3	1	0	1	1	0	0	0	0	5	4
Stolen Property Offenses (Receiving, etc.)	2	2	6	6	25	12	0	0	0	0	33	20
Weapon Law Violations	1	0	4	4	7	7	0	0	0	0	12	11
Total	113	43	229	97	1595	456	1	1	1	1	1939	598

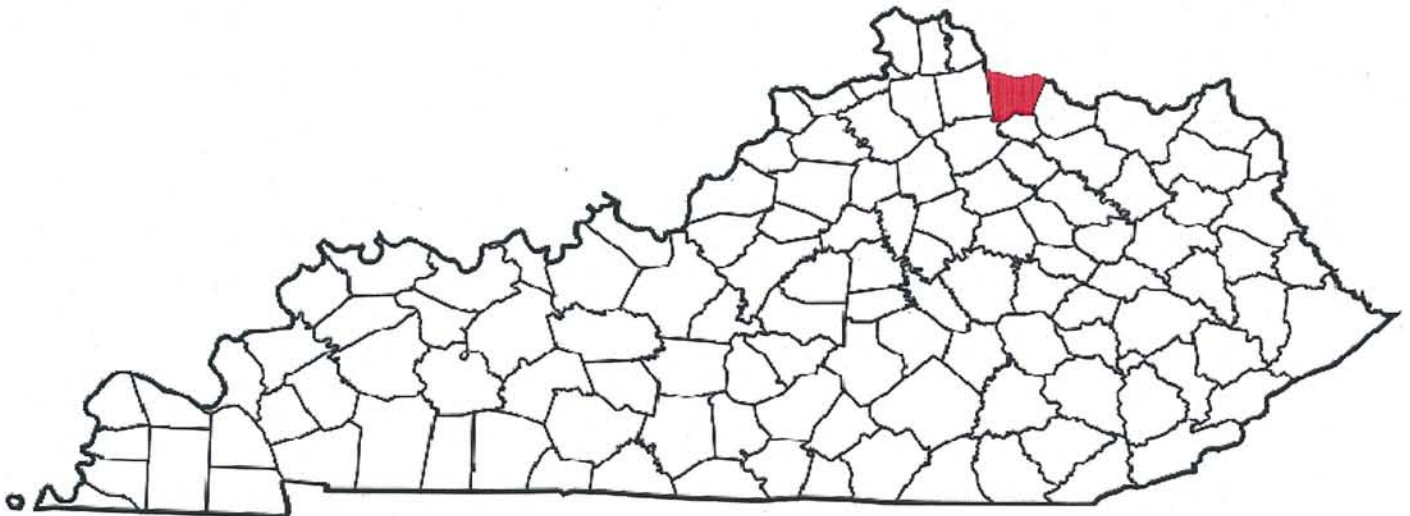
Bracken County

A CRIME IS COMMITTED IN BRACKEN COUNTY
EVERY 24 HOURS AND 57 MINUTES

FULL TIME SWORN LAW ENFORCEMENT EMPLOYEES

Agency	Male	Female	Total
STATE POLICE	8	0	8
BRACKEN COUNTY SHERIFF'S OFFICE	5	0	5
AUGUSTA POLICE DEPARTMENT	3	0	3
ALL OTHER AGENCIES	1	0	1

**Kentucky State Police Troopers may be assigned to multiple counties per post.



County Seat: Brooksville
Population: 8,488
Registered Sex Offenders: 14

**BRACKEN
COUNTY**

Group A Offenses	State Police		Sheriff		Agusta PD		All Other Agencies		Total	
By Category	Offenses		Offenses		Offenses		Offenses		Offenses	
	Reported	Cleared	Reported	Cleared	Reported	Cleared	Reported	Cleared	Reported	Cleared
Arson	0	0	0	0	0	0	0	0	0	0
Assault Offenses	10	9	40	27	11	3	0	0	61	39
Bribery	0	0	0	0	0	0	0	0	0	0
Burglary/Breaking and Entering	13	0	69	6	4	0	0	0	86	6
Counterfeiting/Forgery	0	0	34	1	0	0	0	0	34	1
Destruction/Damage/Vandalism Of Property	1	0	18	3	6	0	0	0	25	3
Drug/Narcotic Offenses	0	0	4	4	0	0	1	1	5	5
Embezzlement	0	0	0	0	0	0	0	0	0	0
Extortion/Blackmail	0	0	0	0	0	0	0	0	0	0
Fraud Offenses	2	1	4	0	0	0	0	0	6	1
Gambling Offenses	0	0	0	0	0	0	0	0	0	0
Homicide Offenses	1	1	2	0	0	0	0	0	3	1
Kidnapping/Abduction	1	1	0	0	0	0	0	0	1	1
Larceny/Theft Offenses	8	0	87	6	12	0	0	0	107	6
Motor Vehicle Theft	1	1	1	0	0	0	0	0	2	1
Pornography/Obscene Material	0	0	0	0	0	0	0	0	0	0
Prostitution Offenses	0	0	0	0	0	0	0	0	0	0
Robbery	0	0	2	1	0	0	0	0	2	1
Sex Offenses, Forcible	14	12	1	0	1	0	0	0	16	12
Sex Offenses, Nonforcible	0	0	0	0	0	0	0	0	0	0
Stolen Property Offenses (Receiving, etc.)	0	0	2	0	0	0	0	0	2	0
Weapon Law Violations	1	1	0	0	0	0	0	0	1	1
Total	52	26	264	48	34	3	1	1	351	78

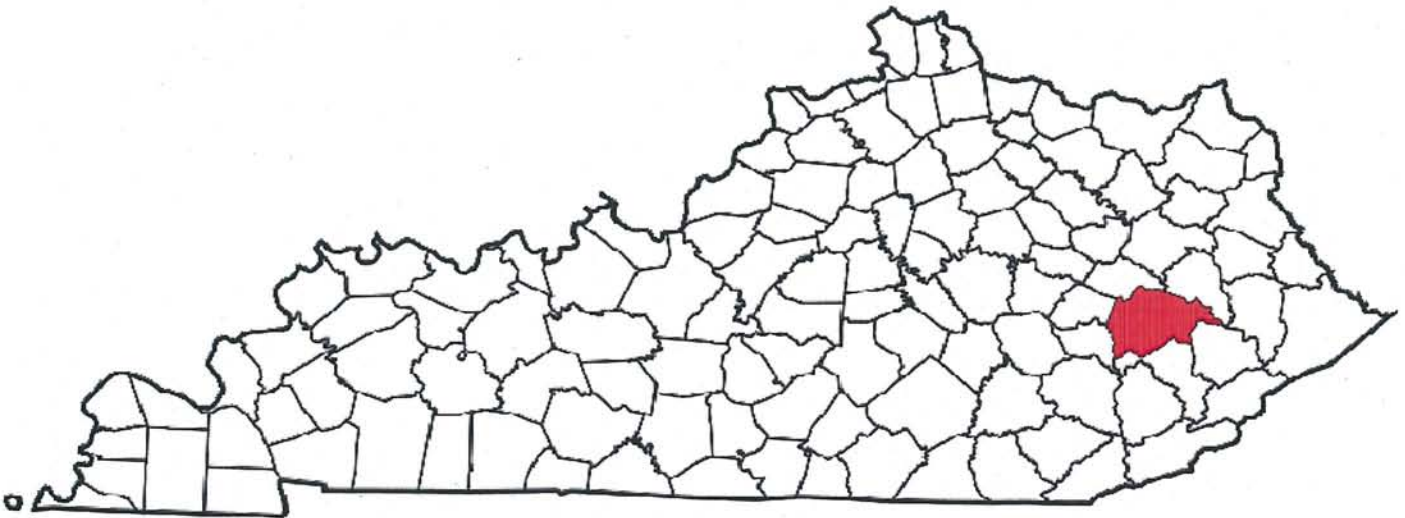
Breathitt County

A CRIME IS COMMITTED IN BREATHITT COUNTY
EVERY 21 HOURS AND 47 MINUTES

FULL TIME SWORN LAW ENFORCEMENT EMPLOYEES

Agency	Male	Female	Total
STATE POLICE	4	0	4
BREATHITT COUNTY SHERIFF'S OFFICE	1	0	1
JACKSON POLICE DEPARTMENT	8	0	8
ALL OTHER AGENCIES	0	0	0

**Kentucky State Police Troopers may be assigned to multiple counties per post.



County Seat: Jackson
Population: 13,878
Registered Sex Offenders: 27

**BREATHITT
COUNTY**

Group A Offenses	State Police		Sheriff		Jackson PD		All Other Agencies		Total	
By Category	Offenses		Offenses		Offenses		Offenses		Offenses	
	Reported	Cleared	Reported	Cleared	Reported	Cleared	Reported	Cleared	Reported	Cleared
Arson	7	3	0	0	0	0	0	0	7	3
Assault Offenses	42	32	0	0	2	1	0	0	44	33
Bribery	0	0	0	0	0	0	0	0	0	0
Burglary/Breaking and Entering	34	5	0	0	13	0	0	0	47	5
Counterfeiting/Forgery	8	7	0	0	33	0	0	0	41	7
Destruction/Damage/Vandalism Of Property	13	5	0	0	18	0	0	0	31	5
Drug/Narcotic Offenses	29	3	0	0	10	5	0	0	39	8
Embezzlement	0	0	0	0	0	0	0	0	0	0
Extortion/Blackmail	0	0	0	0	0	0	0	0	0	0
Fraud Offenses	24	20	0	0	2	0	0	0	26	20
Gambling Offenses	0	0	0	0	0	0	0	0	0	0
Homicide Offenses	0	0	0	0	0	0	0	0	0	0
Kidnapping/Abduction	0	0	0	0	0	0	0	0	0	0
Larceny/Theft Offenses	63	15	0	0	53	0	0	0	116	15
Motor Vehicle Theft	11	4	0	0	2	0	0	0	13	4
Pornography/Obscene Material	1	1	0	0	0	0	0	0	1	1
Prostitution Offenses	0	0	0	0	0	0	0	0	0	0
Robbery	2	1	0	0	0	0	0	0	2	1
Sex Offenses, Forcible	16	14	0	0	5	0	0	0	21	14
Sex Offenses, Nonforcible	0	0	0	0	0	0	0	0	0	0
Stolen Property Offenses (Receiving, etc.)	10	8	0	0	3	2	0	0	13	10
Weapon Law Violations	1	1	0	0	0	0	0	0	1	1
Total	261	119	0	0	141	8	0	0	402	127

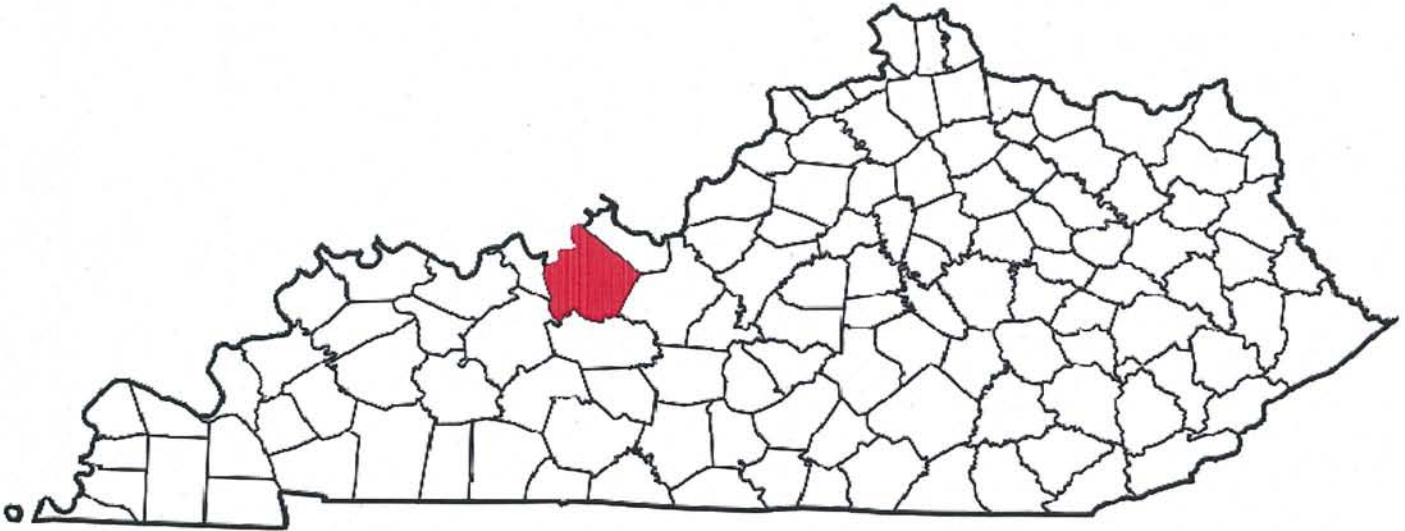
Breckinridge County

A CRIME IS COMMITTED IN BRECKINRIDGE COUNTY
EVERY 2 DAYS AND 19 HOURS

FULL TIME SWORN LAW ENFORCEMENT EMPLOYEES

Agency	Male	Female	Total
STATE POLICE	3	0	3
BRECKINRIDGE COUNTY SHERIFF'S OFFICE	8	0	8
HARDINSBURG POLICE DEPARTMENT	5	0	5
CLOVERPORT POLICE DEPARTMENT	2	0	2
IRVINGTON POLICE DEPARTMENT	3	0	3
ALL OTHER AGENCIES	1	0	1

**Kentucky State Police Troopers may be assigned to multiple counties per post.



County Seat: Hardinsburg
Population: 20,059
Registered Sex Offenders: 42

**BRECKINRIDGE
COUNTY**

Group A Offenses	State Police		Sheriff		Hardinsburg PD		Cloverport PD		Irvington PD		All Other Agencies		Total		
By Category	Offenses		Offenses		Offenses		Offenses		Offenses		Offenses		Offenses		
	Reported	Cleared	Reported	Cleared	Reported	Cleared	Reported	Cleared	Reported	Cleared	Reported	Cleared	Reported	Cleared	
Arson	1	1	0	0	0	0	0	0	0	0	0	0	0	1	1
Assault Offenses	15	15	6	8	3	1	2	2	0	0	0	0	0	26	26
Bribery	0	0	0	0	0	0	0	0	0	0	0	0	0	0	0
Burglary/Breaking and Entering	10	3	3	9	5	1	0	0	3	1	0	0	0	21	14
Counterfeiting/Forgery	7	7	0	0	2	2	0	0	0	0	0	0	0	9	9
Destruction/Damage/Vandalism Of Property	1	0	1	4	3	1	0	0	0	0	0	0	0	5	5
Drug/Narcotic Offenses	25	10	0	2	4	2	8	8	8	8	1	1	1	46	31
Embezzlement	0	0	0	0	0	0	0	0	0	0	0	0	0	0	0
Extortion/Blackmail	0	0	0	0	0	0	0	0	0	0	0	0	0	0	0
Fraud Offenses	1	1	0	0	11	0	0	0	0	0	0	0	0	12	1
Gambling Offenses	0	0	0	0	0	0	0	0	0	0	0	0	0	0	0
Homicide Offenses	0	0	0	1	0	0	0	0	0	0	0	0	0	0	1
Kidnapping/Abduction	1	1	0	0	0	0	1	1	0	0	0	0	0	2	2
Larceny/Theft Offenses	21	3	1	5	5	1	6	3	1	0	0	0	0	34	12
Motor Vehicle Theft	1	0	1	1	2	0	0	0	1	0	0	0	0	5	1
Pornography/Obscene Material	0	0	0	0	0	0	0	0	0	0	0	0	0	0	0
Prostitution Offenses	0	0	0	0	0	0	0	0	0	0	0	0	0	0	0
Robbery	0	0	0	0	0	0	0	0	0	0	0	0	0	0	0
Sex Offenses, Forcible	28	21	0	0	0	0	0	0	0	0	0	0	0	28	21
Sex Offenses, Nonforcible	7	6	0	0	0	0	0	0	0	0	0	0	0	7	6
Stolen Property Offenses (Receiving, etc.)	1	0	1	1	0	0	0	0	0	0	0	0	0	2	1
Weapon Law Violations	1	1	3	3	0	0	0	0	0	0	0	0	0	4	4
Total	120	69	16	34	35	8	17	14	13	9	1	1	1	202	135

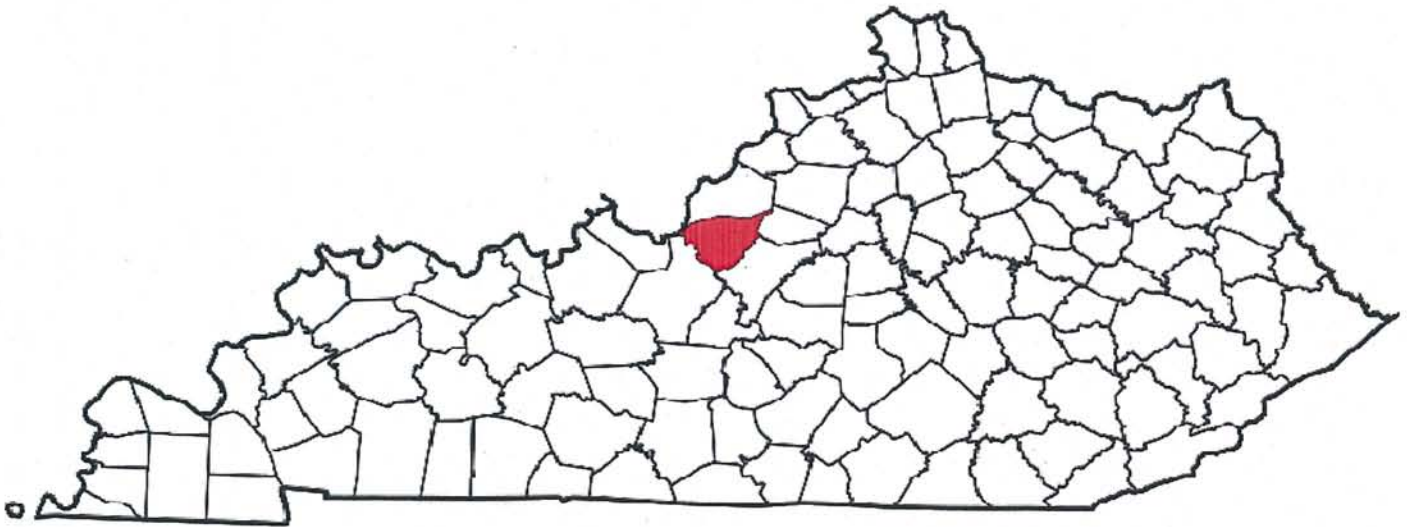
Bullitt County

A CRIME IS COMMITTED IN BULLITT COUNTY
EVERY 2 HOURS AND 28 MINUTES

FULL TIME SWORN LAW ENFORCEMENT EMPLOYEES

Agency	Male	Female	Total
STATE POLICE	2	0	2
BULLITT COUNTY SHERIFF'S OFFICE	40	3	43
SHEPHERDSVILLE POLICE DEPARTMENT	25	1	26
LEBANON JUNCTION POLICE DEPARTMENT	14	1	15
MT. WASHINGTON POLICE DEPARTMENT	12	1	13
HILLVIEW POLICE DEPARTMENT	12	0	12
PIONEER VILLAGE POLICE DEPARTMENT	5	0	0
ALL OTHER AGENCIES	1	0	0

**Kentucky State Police Troopers may be assigned to multiple counties per post.



County Seat: Shepherdsville
Population: 74,319
Registered Sex Offenders: 64

BULLITT COUNTY

Group A Offenses	State Police		Sheriff		Shepherdsville PD		Lebanon Junction		Mt. Washington PD	
By Category	Offenses		Offenses		Offenses		Offenses		Offenses	
	Reported	Cleared	Reported	Cleared	Reported	Cleared	Reported	Cleared	Reported	Cleared
Arson	0	0	1	0	1	0	0	0	0	0
Assault Offenses	9	5	97	27	144	96	2	1	68	53
Bribery	0	0	0	0	0	0	0	0	0	0
Burglary/Breaking and Entering	2	1	391	31	148	15	9	0	90	8
Counterfeiting/Forgery	2	2	34	5	16	5	3	2	15	2
Destruction/Damage/Vandalism Of Property	2	1	166	15	72	5	4	0	76	23
Drug/Narcotic Offenses	19	12	102	62	127	127	0	0	4	4
Embezzlement	0	0	0	0	0	0	0	0	0	0
Extortion/Blackmail	0	0	0	0	0	0	0	0	0	0
Fraud Offenses	1	1	62	4	14	0	0	0	14	3
Gambling Offenses	0	0	0	0	0	0	0	0	0	0
Homicide Offenses	1	1	0	0	0	0	0	0	0	0
Kidnapping/Abduction	0	0	1	1	1	1	0	0	2	0
Larceny/Theft Offenses	1	0	448	61	233	27	13	0	160	33
Motor Vehicle Theft	2	0	43	9	19	4	1	0	10	1
Pornography/Obscene Material	3	3	3	3	0	0	0	0	0	0
Prostitution Offenses	0	0	0	0	0	0	0	0	0	0
Robbery	0	0	6	2	8	2	1	0	14	4
Sex Offenses, Forcible	6	0	205	105	11	2	0	0	9	1
Sex Offenses, Nonforcible	0	0	105	84	1	0	0	0	1	0
Stolen Property Offenses (Receiving, etc.)	1	1	14	8	9	6	0	0	0	0
Weapon Law Violations	0	0	11	11	2	2	0	0	1	1
Total	49	27	1689	428	806	292	33	3	464	133

**BULLITT
COUNTY**

Group A Offenses	Pioneer Village PD		Hillview PD		All Other Agencies		-		Total	
By Category	Offenses		Offenses		Offenses		Offenses		Offenses	
	Reported	Cleared	Reported	Cleared	Reported	Cleared	Reported	Cleared	Reported	Cleared
Arson	0	0	0	0	0	0			2	0
Assault Offenses	0	0	17	6	0	0			337	188
Bribery	0	0	0	0	0	0			0	0
Burglary/Breaking and Entering	11	2	92	16	0	0			743	73
Counterfeiting/Forgery	0	0	45	8	0	0			115	24
Destruction/Damage/Vandalism Of Property	7	4	74	12	0	0			401	60
Drug/Narcotic Offenses	0	0	22	22	0	0			274	227
Embezzlement	0	0	0	0	0	0			0	0
Extortion/Blackmail	0	0	0	0	0	0			0	0
Fraud Offenses	3	0	27	1	0	0			121	9
Gambling Offenses	0	0	0	0	0	0			0	0
Homicide Offenses	0	0	0	0	0	0			1	1
Kidnapping/Abduction	0	0	1	0	0	0			5	2
Larceny/Theft Offenses	22	3	148	30	0	0			1025	154
Motor Vehicle Theft	1	1	18	4	0	0			94	19
Pornography/Obscene Material	0	0	0	0	1	1			7	7
Prostitution Offenses	0	0	0	0	0	0			0	0
Robbery	0	0	5	1	0	0			34	9
Sex Offenses, Forcible	0	0	3	1	0	0			234	109
Sex Offenses, Nonforcible	0	0	0	0	0	0			107	84
Stolen Property Offenses (Receiving, etc.)	0	0	2	1	0	0			26	16
Weapon Law Violations	0	0	1	0	0	0			15	14
Total	44	10	455	102	1	1			3541	996

Butler County

A CRIME IS COMMITTED IN BUTLER COUNTY
EVERY 30 HOURS AND 50 MINUTES

FULL TIME SWORN LAW ENFORCEMENT EMPLOYEES

Agency	Male	Female	Total
STATE POLICE	2	0	2
BUTLER COUNTY SHERIFF'S OFFICE	6	0	6
MORGANTOWN POLICE DEPARTMENT	6	0	6
ALL OTHER AGENCIES	1	0	1

**Kentucky State Police Troopers may be assigned to multiple counties per post.



County Seat: Morgantown
Population: 12,690
Registered Sex Offenders: 44

**BUTLER
COUNTY**

Group A Offenses	State Police		Sheriff		Morgantown PD		All Other Agencies		Total	
By Category	Offenses		Offenses		Offenses		Offenses		Offenses	
	Reported	Cleared	Reported	Cleared	Reported	Cleared	Reported	Cleared	Reported	Cleared
Arson	1	0	0	0	0	0	0	0	1	0
Assault Offenses	23	22	28	21	3	3	0	0	54	46
Bribery	0	0	0	0	0	0	0	0	0	0
Burglary/Breaking and Entering	1	0	22	4	6	1	0	0	29	5
Counterfeiting/Forgery	1	0	5	1	0	0	0	0	6	1
Destruction/Damage/Vandalism Of Property	1	1	2	0	4	1	0	0	7	2
Drug/Narcotic Offenses	41	40	48	41	13	13	0	0	102	94
Embezzlement	0	0	0	0	0	0	0	0	0	0
Extortion/Blackmail	0	0	0	0	0	0	0	0	0	0
Fraud Offenses	2	1	0	0	0	0	2	1	4	2
Gambling Offenses	0	0	0	0	0	0	0	0	0	0
Homicide Offenses	0	0	0	0	0	0	0	0	0	0
Kidnapping/Abduction	0	0	1	1	0	0	0	0	1	1
Larceny/Theft Offenses	3	1	18	4	4	1	0	0	25	6
Motor Vehicle Theft	0	0	3	1	0	0	0	0	3	1
Pornography/Obscene Material	0	0	1	1	0	0	0	0	1	1
Prostitution Offenses	0	0	0	0	0	0	0	0	0	0
Robbery	0	0	0	0	0	0	0	0	0	0
Sex Offenses, Forcible	6	6	3	2	0	0	0	0	9	8
Sex Offenses, Nonforcible	0	0	0	0	0	0	0	0	0	0
Stolen Property Offenses (Receiving, etc.)	31	0	5	2	0	0	0	0	36	2
Weapon Law Violations	4	2	2	0	0	0	0	0	6	2
Total	114	73	138	78	30	19	2	1	284	171

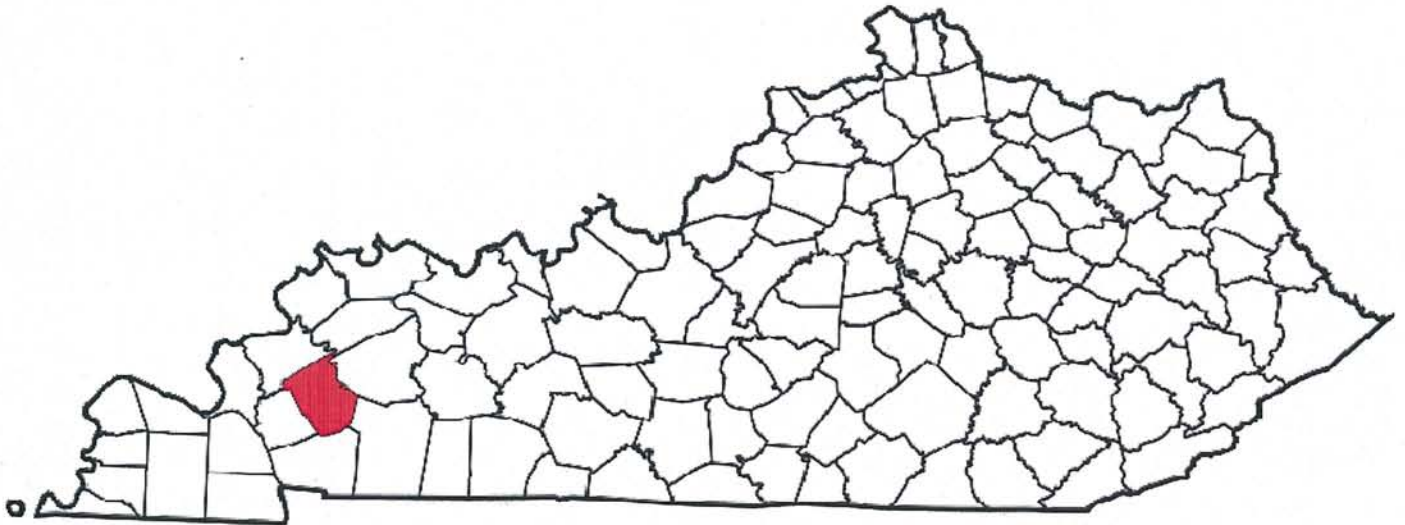
Caldwell County

A CRIME IS COMMITTED IN CALDWELL
COUNTY EVERY 11 HOURS

FULL TIME SWORN LAW ENFORCEMENT EMPLOYEES

Agency	Male	Female	Total
STATE POLICE	2	0	2
CALDWELL COUNTY SHERIFF'S OFFICE	6	1	7
PRINCETON POLICE DEPARTMENT	13	1	14
ALL OTHER AGENCIES	3	0	3

**Kentucky State Police Troopers may be assigned to multiple counties per post.



County Seat: Princeton
Population: 12,984
Registered Sex Offenders: 26

**CALDWELL
COUNTY**

Group A Offenses	State Police		Sheriff		Princeton PD		All Other Agencies		Total	
By Category	Offenses		Offenses		Offenses		Offenses		Offenses	
	Reported	Cleared	Reported	Cleared	Reported	Cleared	Reported	Cleared	Reported	Cleared
Arson	2	0	0	0	0	0	0	0	2	0
Assault Offenses	10	8	33	28	115	88	0	0	158	124
Bribery	0	0	0	0	3	3	0	0	3	3
Burglary/Breaking and Entering	9	4	36	9	75	21	0	0	120	34
Counterfeiting/Forgery	0	0	2	0	68	48	0	0	70	48
Destruction/Damage/Vandalism Of Property	1	1	10	4	46	8	0	0	57	13
Drug/Narcotic Offenses	23	19	29	24	70	64	34	11	156	118
Embezzlement	0	0	0	0	0	0	0	0	0	0
Extortion/Blackmail	0	0	0	0	0	0	0	0	0	0
Fraud Offenses	0	0	0	0	24	18	0	0	24	18
Gambling Offenses	0	0	0	0	0	0	0	0	0	0
Homicide Offenses	1	1	0	0	0	0	0	0	1	1
Kidnapping/Abduction	0	0	0	0	4	4	0	0	4	4
Larceny/Theft Offenses	4	2	29	9	107	35	0	0	140	46
Motor Vehicle Theft	1	1	3	1	13	5	0	0	17	7
Pornography/Obscene Material	0	0	0	0	0	0	0	0	0	0
Prostitution Offenses	0	0	0	0	0	0	0	0	0	0
Robbery	0	0	0	0	4	0	0	0	4	0
Sex Offenses, Forcible	5	2	2	0	20	15	0	0	27	17
Sex Offenses, Nonforcible	0	0	0	0	0	0	0	0	0	0
Stolen Property Offenses (Receiving, etc.)	0	0	0	0	6	6	0	0	6	6
Weapon Law Violations	0	0	4	4	3	3	0	0	7	7
Total	56	38	148	79	558	318	34	11	796	446

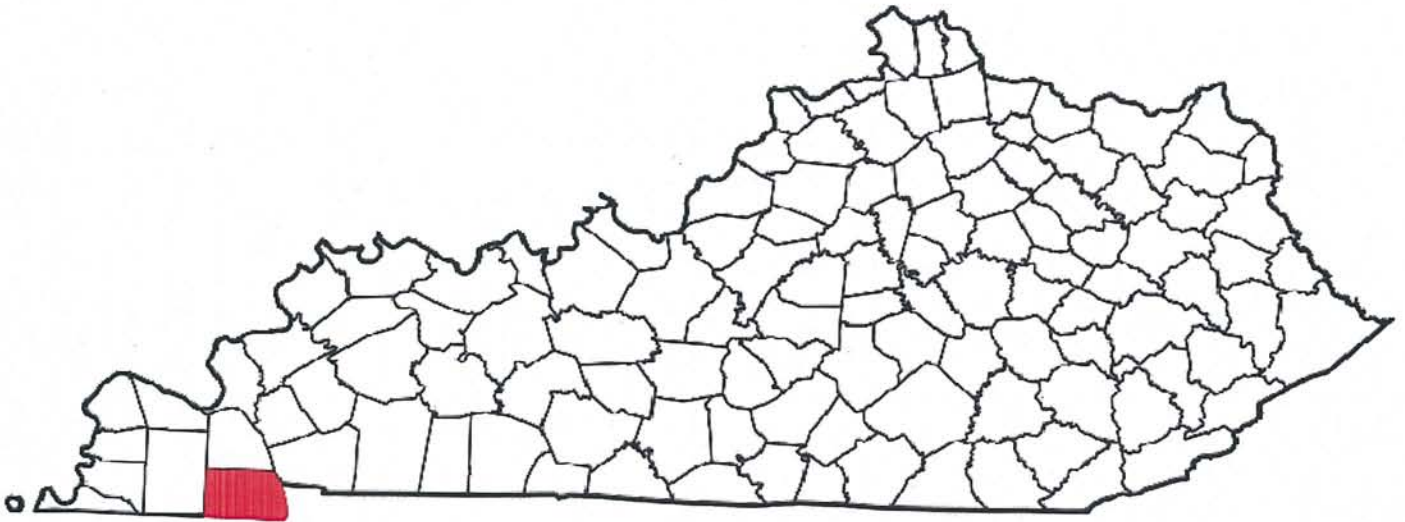
Calloway County

A CRIME IS COMMITTED IN CALLOWAY COUNTY
EVERY 3 HOURS AND 51 MINUTES

FULL TIME SWORN LAW ENFORCEMENT EMPLOYEES

Agency	Male	Female	Total
STATE POLICE	4	0	4
CALLOWAY COUNTY SHERIFF'S OFFICE	8	3	11
MURRAY POLICE DEPARTMENT	28	4	32
MURRAY STATE UNIVERSITY POLICE	14	1	15
ALL OTHER AGENCIES	13	13	26

**Kentucky State Police Troopers may be assigned to multiple counties per post.



County Seat: Murray
Population: 37,191
Registered Sex Offenders: 43

CALLOWAY COUNTY

Group A Offenses	State Police		Sheriff		Murray PD		Murray State Univ		All Other Agencies		Total	
By Category	Offenses		Offenses		Offenses		Offenses		Offenses		Offenses	
	Reported	Cleared	Reported	Cleared	Reported	Cleared	Reported	Cleared	Reported	Cleared	Reported	Cleared
Arson	0	0	2	1	1	0	1	*	0	0	4	1
Assault Offenses	38	34	144	96	164	87	24	*	0	0	370	217
Bribery	1	1	0	0	0	0	0	*	0	0	1	1
Burglary/Breaking and Entering	18	10	158	19	156	10	26	*	0	0	358	39
Counterfeiting/Forgery	19	17	7	1	22	3	5	*	0	0	53	21
Destruction/Damage/Vandalism Of Property	11	5	86	10	127	13	48	*	0	0	272	28
Drug/Narcotic Offenses	99	63	47	29	121	118	22	*	59	31	348	241
Embezzlement	0	0	0	0	0	0	0	*	0	0	0	0
Extortion/Blackmail	1	1	0	0	0	0	0	*	0	0	1	1
Fraud Offenses	7	3	20	1	48	7	1	*	0	0	76	11
Gambling Offenses	0	0	0	0	0	0	0	*	0	0	0	0
Homicide Offenses	1	1	0	0	0	0	0	*	0	0	1	1
Kidnapping/Abduction	0	0	8	7	1	1	0	*	0	0	9	8
Larceny/Theft Offenses	28	17	233	23	478	127	137	*	0	0	876	167
Motor Vehicle Theft	2	1	13	3	28	3	1	*	0	0	44	7
Pornography/Obscene Material	1	1	0	0	0	0	0	*	0	0	1	1
Prostitution Offenses	0	0	0	0	0	0	0	*	0	0	0	0
Robbery	1	0	1	1	9	3	0	*	0	0	11	4
Sex Offenses, Forcible	42	38	5	3	7	1	2	*	0	0	56	42
Sex Offenses, Nonforcible	0	0	0	0	0	0	0	*	0	0	0	0
Stolen Property Offenses (Receiving, etc.)	0	0	22	8	12	7	13	*	0	0	47	15
Weapon Law Violations	5	5	12	10	7	5	0	*	0	0	24	20
Total	274	197	758	212	1181	385	280	*	59	31	2552	825

*Clearance numbers are not collected for those agencies that submit data via their own Incident Based Reporting System.

Campbell County

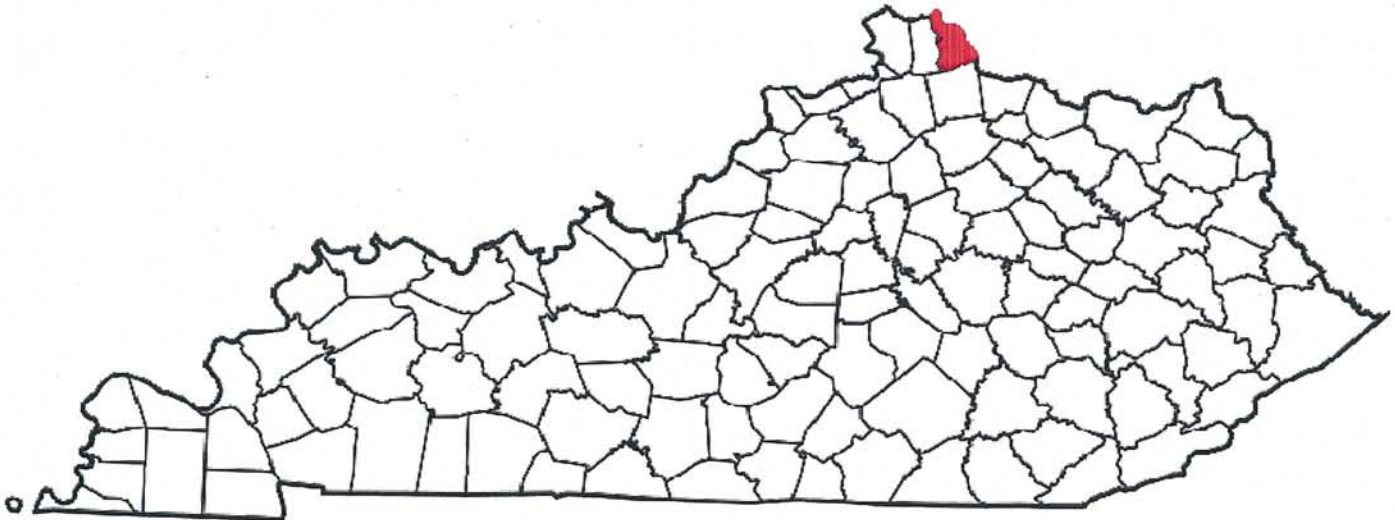
**A CRIME IS COMMITTED IN CAMPBELL COUNTY
EVERY 1 HOUR AND 8 MINUTES**

FULL TIME SWORN LAW ENFORCEMENT EMPLOYEES

Agency	Male	Female	Total
STATE POLICE	1	0	1
CAMPBELL COUNTY SHERIFF'S OFFICE	8	1	9
BELLEVUE POLICE DEPARTMENT	9	1	10
CAMPBELL COUNTY POLICE DEPARTMENT	29	2	31
DAYTON POLICE DEPARTMENT	8	1	9
FT. THOMAS POLICE DEPARTMENT	20	2	22
**HIGHLAND HEIGHTS POLICE DEPT.	14	2	16
NEWPORT POLICE DEPARTMENT	39	1	40
ALEXANDRIA POLICE DEPARTMENT	11	2	13
COLD SPRINGS POLICE DEPARTMENT	10	1	11
SILVER GROVE POLICE DEPARTMENT	0	0	0
WILDER POLICE DEPARTMENT	7	0	7
NORTHERN KY UNIVERSITY POLICE DEPT.	14	2	16
ALL OTHER AGENCIES	3	1	4

**Highland Heights PD was a summary agency in 2011. Numbers for this agency are not included here. Data for Highland Heights PD can be found in the Summary section.

**Kentucky State Police Troopers may be assigned to multiple counties per post.



County Seat: Alexandria
 Population: 90,336
 Registered Sex Offenders: 91

CAMPBELL COUNTY

Group A Offenses	State Police		Sheriff		Bellevue PD		Campbell Co. PD		Dayton PD	
By Category	Offenses		Offenses		Offenses		Offenses		Offenses	
	Reported	Cleared	Reported	Cleared	Reported	Cleared	Reported	Cleared	Reported	Cleared
Arson	0	0	0	0	0	0	1	*	2	0
Assault Offenses	0	0	0	0	0	0	175	*	99	39
Bribery	0	0	0	0	0	0	0	*	0	0
Burglary/Breaking and Entering	0	0	0	0	0	0	107	*	86	11
Counterfeiting/Forgery	1	0	0	0	0	0	9	*	5	3
Destruction/Damage/Vandalism Of Property	0	0	0	0	0	0	87	*	117	8
Drug/Narcotic Offenses	0	0	0	0	0	0	156	*	55	42
Embezzlement	0	0	0	0	0	0	0	*	0	0
Extortion/Blackmail	0	0	0	0	0	0	0	*	0	0
Fraud Offenses	0	0	0	0	0	0	9	*	9	1
Gambling Offenses	0	0	0	0	0	0	0	*	0	0
Homicide Offenses	0	0	0	0	0	0	1	*	0	0
Kidnapping/Abduction	0	0	0	0	0	0	0	*	4	0
Larceny/Theft Offenses	1	1	0	0	0	0	236	*	176	17
Motor Vehicle Theft	0	0	0	0	0	0	20	*	9	3
Pornography/Obscene Material	0	0	0	0	0	0	0	*	0	0
Prostitution Offenses	0	0	0	0	0	0	0	*	0	0
Robbery	0	0	0	0	0	0	4	*	6	1
Sex Offenses, Forcible	0	0	0	0	0	0	17	*	9	3
Sex Offenses, Nonforcible	0	0	0	0	0	0	0	*	1	0
Stolen Property Offenses (Receiving, etc.)	1	0	1	1	1	1	21	*	9	1
Weapon Law Violations	0	0	0	0	0	0	2	*	1	1
Total	3	1	1	1	1	1	845	*	588	130

*Clearance numbers are not collected for those agencies that submit data via their own Incident Based Reporting System.

CAMPBELL COUNTY

Group A Offenses	Ft. Thomas PD		Highland Heights		Newport		Alexandria		Cold Springs	
By Category	Offenses		Offenses		Offenses		Offenses		Offenses	
	Reported	Cleared	Reported	Cleared	Reported	Cleared	Reported	Cleared	Reported	Cleared
Arson	0	0	0	0	5	*	1	1	1	0
Assault Offenses	91	57	0	0	740	*	91	33	16	9
Bribery	0	0	0	0	0	*	0	0	0	0
Burglary/Breaking and Entering	51	9	0	0	380	*	31	1	13	3
Counterfeiting/Forgery	22	21	0	0	76	*	9	2	1	1
Destruction/Damage/Vandalism Of Property	53	16	0	0	609	*	65	7	10	3
Drug/Narcotic Offenses	266	264	0	0	876	*	37	34	54	54
Embezzlement	0	0	0	0	0	*	0	0	0	0
Extortion/Blackmail	0	0	0	0	0	*	0	0	0	0
Fraud Offenses	26	7	0	0	43	*	13	2	9	6
Gambling Offenses	0	0	0	0	0	*	0	0	0	0
Homicide Offenses	0	0	0	0	3	*	0	0	0	0
Kidnapping/Abduction	1	1	0	0	1	*	0	0	1	1
Larceny/Theft Offenses	222	61	0	0	1173	*	207	61	157	95
Motor Vehicle Theft	22	5	0	0	87	*	4	1	9	2
Pornography/Obscene Material	0	0	0	0	0	*	0	0	0	0
Prostitution Offenses	0	0	0	0	12	*	0	0	0	0
Robbery	4	1	0	0	43	*	1	1	2	1
Sex Offenses, Forcible	1	1	0	0	26	*	8	1	1	1
Sex Offenses, Nonforcible	0	0	0	0	0	*	0	0	0	0
Stolen Property Offenses (Receiving, etc.)	12	11	0	0	59	*	4	0	7	5
Weapon Law Violations	1	1	0	0	34	*	3	2	0	0
Total	772	455	0	0	4167	*	474	146	281	181

*Note: Highland Heights Police Department reported summary during the 2011 year. Data for this agency can be found in the Summary section of this publication.

*Clearance numbers are not collected for those agencies that submit data via their own Incident Based Reporting System.

**CAMPBELL
COUNTY**

Group A Offenses	Silver Grove		Wildier		Northern KY Univ.		All Other Agencies		Total	
By Category	Offenses		Offenses		Offenses		Offenses		Offenses	
	Reported	Cleared	Reported	Cleared	Reported	Cleared	Reported	Cleared	Reported	Cleared
Arson	0	0	0	0	0	0	0	0	10	1
Assault Offenses	17	4	16	2	16	7	0	0	1261	151
Bribery	0	0	0	0	0	0	0	0	0	0
Burglary/Breaking and Entering	13	2	11	1	11	9	0	0	703	36
Counterfeiting/Forgery	5	4	1	0	4	4	1	1	134	36
Destruction/Damage/Vandalism Of Property	18	5	10	2	18	3	0	0	987	44
Drug/Narcotic Offenses	3	3	26	26	39	38	23	5	1535	466
Embezzlement	0	0	0	0	0	0	0	0	0	0
Extortion/Blackmail	0	0	0	0	0	0	0	0	0	0
Fraud Offenses	8	0	7	0	7	4	1	1	132	21
Gambling Offenses	0	0	0	0	0	0	0	0	0	0
Homicide Offenses	0	0	0	0	0	0	0	0	4	0
Kidnapping/Abduction	0	0	0	0	0	0	0	0	7	2
Larceny/Theft Offenses	17	2	98	11	137	45	0	0	2424	293
Motor Vehicle Theft	1	1	7	1	0	0	0	0	159	13
Pornography/Obscene Material	0	0	0	0	1	1	0	0	1	1
Prostitution Offenses	0	0	0	0	0	0	0	0	12	0
Robbery	0	0	2	0	0	0	0	0	62	4
Sex Offenses, Forcible	1	1	2	0	1	0	0	0	66	7
Sex Offenses, Nonforcible	0	0	0	0	0	0	0	0	1	0
Stolen Property Offenses (Receiving, etc.)	0	0	3	2	1	1	0	0	119	22
Weapon Law Violations	0	0	0	0	0	0	0	0	41	4
Total	83	22	183	45	235	112	25	7	7658	1101

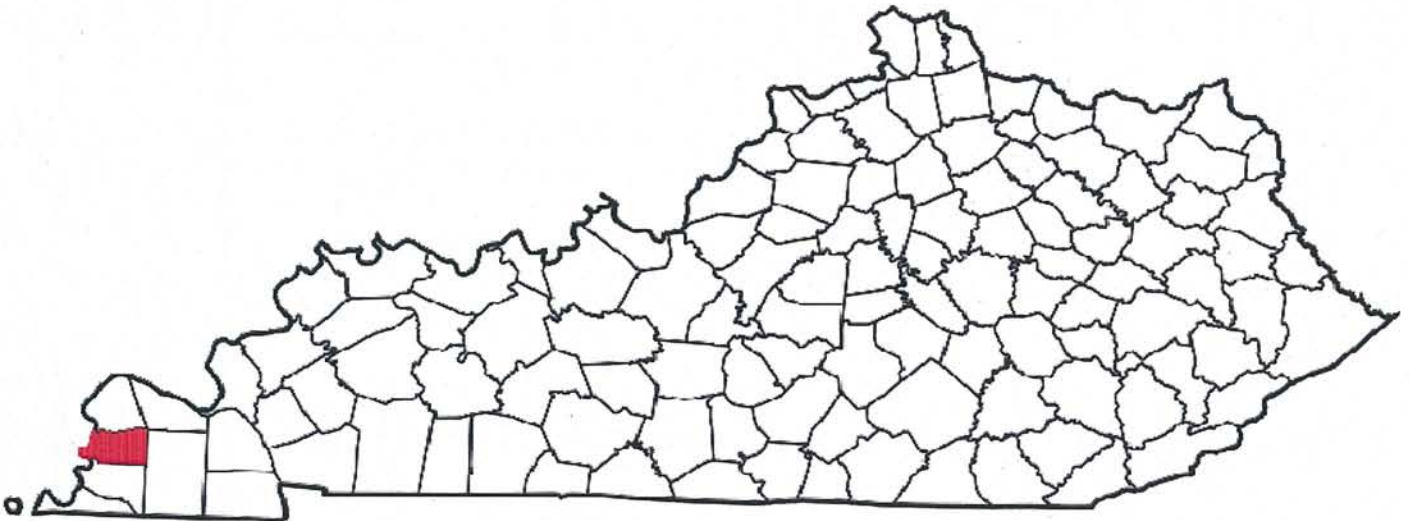
Carlisle County

A CRIME IS COMMITTED IN CARLISLE COUNTY
EVERY 2 DAYS AND 11 HOURS

FULL TIME SWORN LAW ENFORCEMENT EMPLOYEES

Agency	Male	Female	Total
STATE POLICE	2	1	3
CARLISLE COUNTY SHERIFF'S OFFICE	2	0	2
BARDWELL POLICE DEPARTMENT	1	0	1
ALL OTHER AGENCIES	0	0	0

**Kentucky State Police Troopers may be assigned to multiple counties per post.



County Seat: Bardwell
Population: 5,104
Registered Sex Offenders: 6

**CARLISLE
COUNTY**

Group A Offenses	State Police		Sheriff		Bardwell		All Other Agencies		Total	
By Category	Offenses		Offenses		Offenses		Offenses		Offenses	
	Reported	Cleared	Reported	Cleared	Reported	Cleared	Reported	Cleared	Reported	Cleared
Arson	1	0	0	0	0	0	0	0	1	0
Assault Offenses	33	33	7	2	1	1	0	0	41	36
Bribery	0	0	0	0	0	0	0	0	0	0
Burglary/Breaking and Entering	4	1	12	0	1	0	0	0	17	1
Counterfeiting/Forgery	0	0	3	0	0	0	0	0	3	0
Destruction/Damage/Vandalism Of Property	2	1	5	1	0	0	0	0	7	2
Drug/Narcotic Offenses	4	4	0	0	0	0	0	0	4	4
Embezzlement	0	0	0	0	0	0	0	0	0	0
Extortion/Blackmail	0	0	0	0	0	0	0	0	0	0
Fraud Offenses	3	3	1	0	0	0	0	0	4	3
Gambling Offenses	0	0	0	0	0	0	0	0	0	0
Homicide Offenses	1	1	0	0	0	0	0	0	1	1
Kidnapping/Abduction	0	0	0	0	0	0	0	0	0	0
Larceny/Theft Offenses	8	7	28	0	0	0	0	0	36	7
Motor Vehicle Theft	1	1	2	0	0	0	0	0	3	1
Pornography/Obscene Material	0	0	0	0	0	0	0	0	0	0
Prostitution Offenses	0	0	0	0	0	0	0	0	0	0
Robbery	0	0	0	0	0	0	0	0	0	0
Sex Offenses, Forcible	1	0	1	1	0	0	0	0	2	1
Sex Offenses, Nonforcible	0	0	0	0	0	0	0	0	0	0
Stolen Property Offenses (Receiving, etc.)	1	1	3	2	0	0	0	0	4	3
Weapon Law Violations	6	6	1	0	0	0	0	0	7	6
Total	65	58	63	6	2	1	0	0	130	65

Carroll County

A CRIME IS COMMITTED IN CARROLL COUNTY
EVERY 12 HOURS AND 13 MINUTES

FULL TIME SWORN LAW ENFORCEMENT EMPLOYEES

Agency	Male	Female	Total
STATE POLICE	6	0	6
CARROLL COUNTY SHERIFF'S OFFICE	4	0	4
CARROLLTON POLICE DEPARTMENT	10	0	10
ALL OTHER AGENCIES	0	0	0

**Kentucky State Police Troopers may be assigned to multiple counties per post.



County Seat: Carrollton
Population: 10,811
Registered Sex Offenders: 45

CARROLL COUNTY

Group A Offenses	State Police		Sheriff		Carrollton		All Other Agencies		-		Total	
By Category	Offenses		Offenses		Offenses		Offenses		Offenses		Offenses	
	Reported	Cleared	Reported	Cleared	Reported	Cleared	Reported	Cleared	Reported	Cleared	Reported	Cleared
Arson	1	0	2	2	1	*	0	0			4	2
Assault Offenses	30	29	5	4	43	*	0	0			78	33
Bribery	0	0	0	0	0	*	0	0			0	0
Burglary/Breaking and Entering	18	1	18	8	23	*	0	0			59	9
Counterfeiting/Forgery	7	0	6	5	35	*	0	0			48	5
Destruction/Damage/Vandalism Of Property	3	1	5	3	19	*	0	0			27	4
Drug/Narcotic Offenses	128	94	85	74	97	*	0	0			310	168
Embezzlement	0	0	0	0	0	*	0	0			0	0
Extortion/Blackmail	0	0	0	0	0	*	0	0			0	0
Fraud Offenses	5	2	1	0	4	*	0	0			10	2
Gambling Offenses	0	0	0	0	0	*	0	0			0	0
Homicide Offenses	0	0	0	0	0	*	0	0			0	0
Kidnapping/Abduction	0	0	0	0	0	*	0	0			0	0
Larceny/Theft Offenses	20	12	41	24	49	*	0	0			110	36
Motor Vehicle Theft	1	0	7	1	6	*	0	0			14	1
Pornography/Obscene Material	0	0	0	0	0	*	0	0			0	0
Prostitution Offenses	0	0	0	0	0	*	0	0			0	0
Robbery	1	1	0	0	0	*	0	0			1	1
Sex Offenses, Forcible	28	19	0	0	2	*	0	0			30	19
Sex Offenses, Nonforcible	0	0	0	0	0	*	0	0			0	0
Stolen Property Offenses (Receiving, etc.)	4	3	6	3	9	*	0	0			19	6
Weapon Law Violations	0	0	0	0	7	*	0	0			7	0
Total	246	162	176	124	295	*	0	0	0	0	717	286

*Clearance numbers are not collected for those agencies that submit data via their own Incident Based Reporting System.

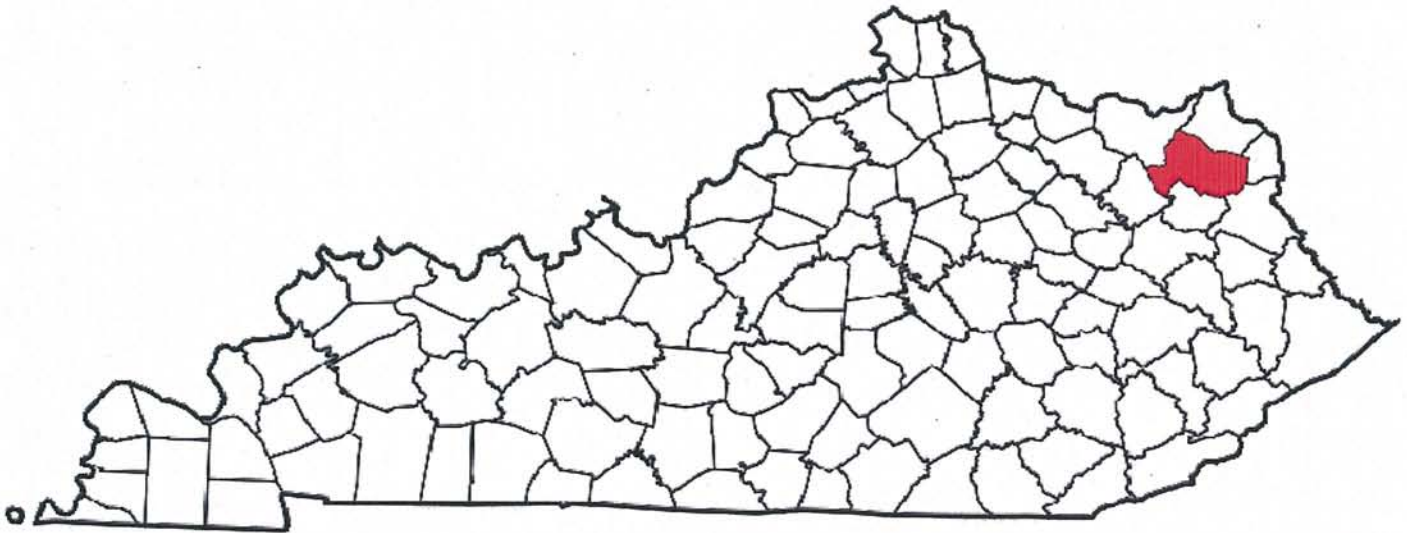
Carter County

A CRIME IS COMMITTED IN CARTER COUNTY
EVERY 9 HOURS AND 25 MINUTES

FULL TIME SWORN LAW ENFORCEMENT EMPLOYEES

Agency	Male	Female	Total
STATE POLICE	7	0	7
CARTER COUNTY SHERIFF'S OFFICE	8	1	9
GRAYSON POLICE DEPARTMENT	8	0	8
OLIVE HILL POLICE DEPARTMENT	6	0	6
ALL OTHER AGENCIES	5	1	6

**Kentucky State Police Troopers may be assigned to multiple counties per post.



County Seat: Grayson
Population: 27,720
Registered Sex Offenders: 25

**CARTER
COUNTY**

Group A Offenses	State Police		Sheriff		Grayson		Olive Hill		All Other Agencies		Total	
By Category	Offenses		Offenses		Offenses		Offenses		Offenses		Offenses	
	Reported	Cleared	Reported	Cleared	Reported	Cleared	Reported	Cleared	Reported	Cleared	Reported	Cleared
Arson	2	0	0	0	2	0	0	0	0	0	4	0
Assault Offenses	50	43	10	6	27	21	4	4	0	0	91	74
Bribery	0	0	0	0	0	0	0	0	0	0	0	0
Burglary/Breaking and Entering	83	18	19	2	25	2	4	0	1	0	132	22
Counterfeiting/Forgery	2	2	2	0	7	0	14	8	0	0	25	10
Destruction/Damage/Vandalism Of Property	22	4	8	2	18	6	2	1	0	0	50	13
Drug/Narcotic Offenses	75	54	1	0	37	21	46	45	86	17	245	137
Embezzlement	0	0	0	0	0	0	0	0	0	0	0	0
Extortion/Blackmail	0	0	0	0	0	0	0	0	0	0	0	0
Fraud Offenses	19	14	0	0	3	0	0	0	1	0	23	14
Gambling Offenses	0	0	0	0	0	0	0	0	0	0	0	0
Homicide Offenses	0	0	1	1	0	0	0	0	0	0	1	1
Kidnapping/Abduction	2	2	0	0	1	1	0	0	0	0	3	3
Larceny/Theft Offenses	111	44	26	2	82	13	22	6	2	0	243	65
Motor Vehicle Theft	20	8	2	0	4	1	2	0	0	0	28	9
Pornography/Obscene Material	0	0	0	0	0	0	0	0	0	0	0	0
Prostitution Offenses	0	0	0	0	0	0	0	0	0	0	0	0
Robbery	3	3	0	0	4	0	3	2	0	0	10	5
Sex Offenses, Forcible	34	26	2	0	10	8	0	0	0	0	46	34
Sex Offenses, Nonforcible	2	1	0	0	0	0	0	0	0	0	2	1
Stolen Property Offenses (Receiving, etc.)	5	4	1	1	3	0	8	7	0	0	17	12
Weapon Law Violations	4	4	1	1	1	1	4	4	0	0	10	10
Total	434	227	73	15	224	74	109	77	90	17	930	410

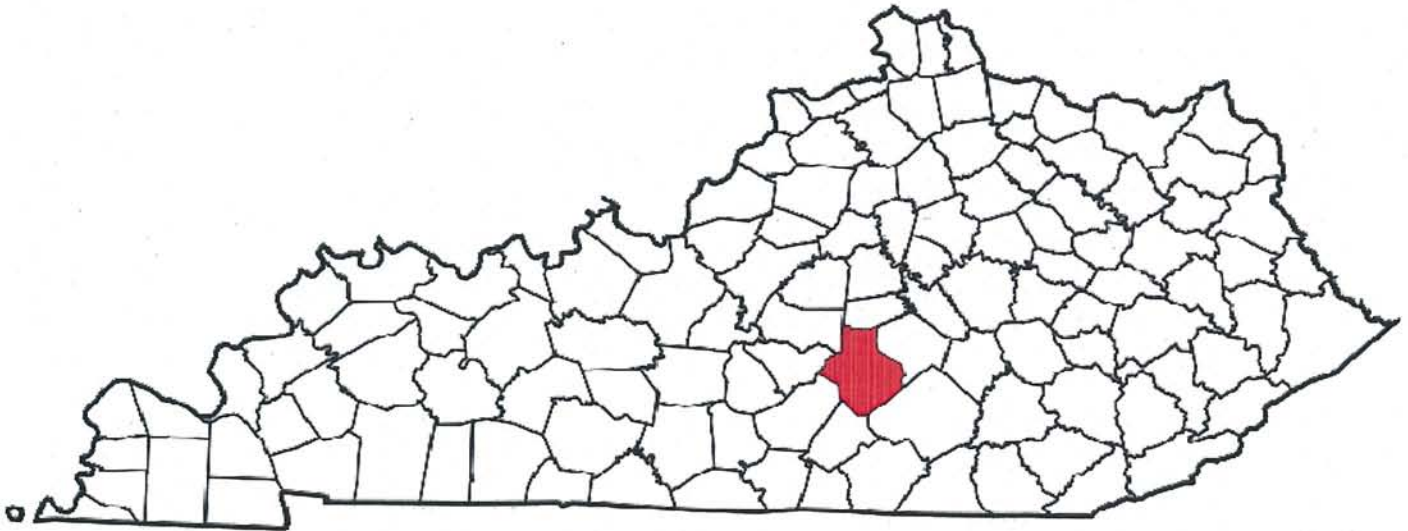
Casey County

A CRIME IS COMMITTED IN CASEY COUNTY
EVERY 21 HOURS AND 31 MINUTES

FULL TIME SWORN LAW ENFORCEMENT EMPLOYEES

Agency	Male	Female	Total
STATE POLICE	4	0	4
CASEY COUNTY SHERIFF'S OFFICE	6	0	6
LIBERTY POLICE DEPARTMENT	7	0	7
ALL OTHER AGENCIES	0	0	0

**Kentucky State Police Troopers may be assigned to multiple counties per post.



County Seat: Liberty
Population: 15,955
Registered Sex Offenders: 23

**CASEY
COUNTY**

Group A Offenses	State Police		Sheriff		Liberty		All Other Agencies		Total	
By Category	Offenses		Offenses		Offenses		Offenses		Offenses	
	Reported	Cleared	Reported	Cleared	Reported	Cleared	Reported	Cleared	Reported	Cleared
Arson	3	0	1	0	0	0	0	0	4	0
Assault Offenses	16	13	10	3	20	18	0	0	46	34
Bribery	0	0	0	0	0	0	0	0	0	0
Burglary/Breaking and Entering	5	0	50	3	2	0	0	0	57	3
Counterfeiting/Forgery	4	1	24	0	1	0	0	0	29	1
Destruction/Damage/Vandalism Of Property	5	3	19	2	1	0	0	0	25	5
Drug/Narcotic Offenses	106	45	19	2	10	10	0	0	135	57
Embezzlement	0	0	0	0	0	0	0	0	0	0
Extortion/Blackmail	0	0	0	0	0	0	0	0	0	0
Fraud Offenses	2	0	2	0	3	1	0	0	7	1
Gambling Offenses	0	0	0	0	0	0	0	0	0	0
Homicide Offenses	0	0	0	0	0	0	0	0	0	0
Kidnapping/Abduction	1	1	0	0	0	0	0	0	1	1
Larceny/Theft Offenses	6	3	53	0	11	1	0	0	70	4
Motor Vehicle Theft	1	1	8	1	3	1	0	0	12	3
Pornography/Obscene Material	0	0	0	0	0	0	0	0	0	0
Prostitution Offenses	0	0	0	0	0	0	0	0	0	0
Robbery	1	1	1	0	0	0	0	0	2	1
Sex Offenses, Forcible	10	7	0	0	0	0	0	0	10	7
Sex Offenses, Nonforcible	1	0	0	0	0	0	0	0	1	0
Stolen Property Offenses (Receiving, etc.)	1	0	5	0	0	0	0	0	6	0
Weapon Law Violations	1	0	1	0	0	0	0	0	2	0
Total	163	75	193	11	51	31	0	0	407	117

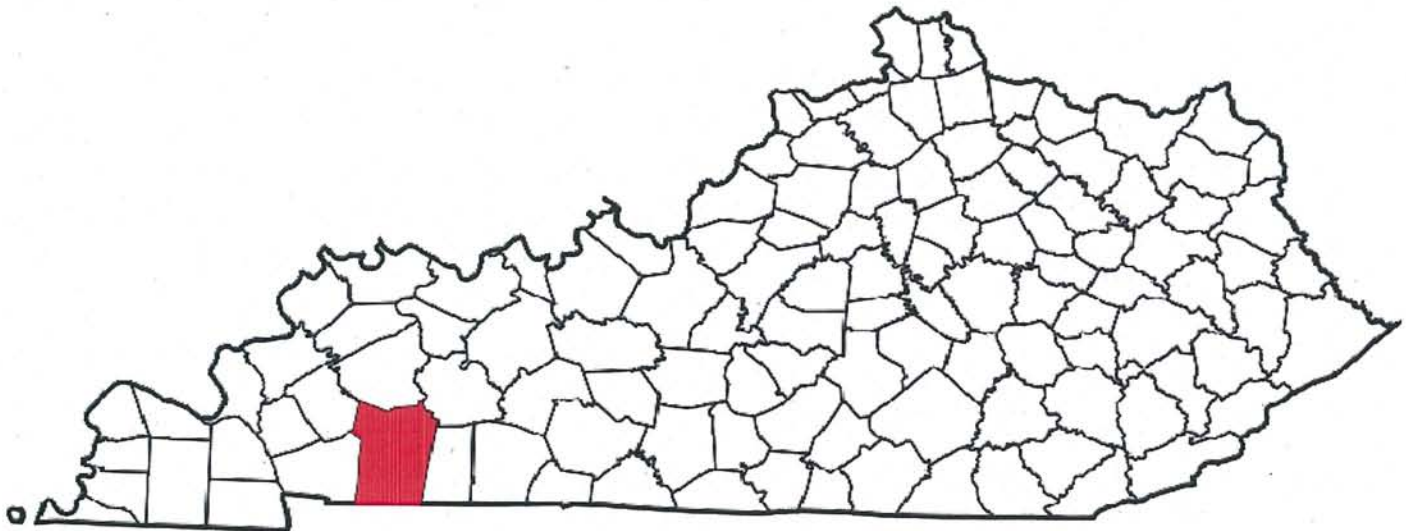
Christian County

**A CRIME IS COMMITTED IN CHRISTIAN COUNTY
EVERY 1 HOUR AND 40 MINUTES**

FULL TIME SWORN LAW ENFORCEMENT EMPLOYEES

Agency	Male	Female	Total
STATE POLICE	7	0	7
CHRISTIAN COUNTY SHERIFF'S OFFICE	27	3	30
HOPKINSVILLE POLICE DEPARTMENT	66	5	71
PENNYRILE NARCOTICS DRUG TASK FORCE	9	1	0
OAK GROVE POLICE DEPARTMENT	16	1	0
ALL OTHER AGENCIES	1	0	0

****Kentucky State Police Troopers may be assigned to multiple counties per post.**



County Seat: Hopkinsville
Population: 73,955
Registered Sex Offenders: 106

CHRISTIAN COUNTY

Group A Offenses	State Police		Sheriff		Pennyrile Narc. TF		Oak Grove		Hopkinsville PD	
By Category	Offenses		Offenses		Offenses		Offenses		Offenses	
	Reported	Cleared	Reported	Cleared	Reported	Cleared	Reported	Cleared	Reported	Cleared
Arson	0	0	3	0	0	0	2	0	11	2
Assault Offenses	19	15	113	10	0	0	86	62	468	282
Bribery	0	0	0	0	0	0	0	0	9	5
Burglary/Breaking and Entering	8	1	185	7	0	0	124	10	398	79
Counterfeiting/Forgery	1	0	10	0	10	6	23	5	119	64
Destruction/Damage/Vandalism Of Property	8	2	101	6	0	0	75	17	300	56
Drug/Narcotic Offenses	44	40	68	54	80	56	110	106	636	549
Embezzlement	0	0	0	0	0	0	0	0	0	0
Extortion/Blackmail	0	0	0	0	0	0	0	0	4	1
Fraud Offenses	3	0	32	0	67	34	20	2	117	41
Gambling Offenses	0	0	0	0	0	0	0	0	0	0
Homicide Offenses	2	2	3	0	0	0	0	0	2	2
Kidnapping/Abduction	0	0	2	1	0	0	0	0	16	10
Larceny/Theft Offenses	14	4	255	15	0	0	262	65	983	252
Motor Vehicle Theft	2	1	26	1	0	0	13	2	63	26
Pornography/Obscene Material	2	0	0	0	0	0	1	0	10	5
Prostitution Offenses	0	0	0	0	0	0	0	0	1	1
Robbery	0	0	2	0	0	0	10	3	50	18
Sex Offenses, Forcible	5	3	29	11	0	0	15	1	66	32
Sex Offenses, Nonforcible	1	0	0	0	0	0	0	0	0	0
Stolen Property Offenses (Receiving, etc.)	1	1	7	1	0	0	13	8	64	54
Weapon Law Violations	3	3	1	1	0	0	8	7	53	46
Total	113	72	837	107	157	96	762	288	3370	1525

**CHRISTIAN
COUNTY**

Group A Offenses	All other Agencies		-		-		-		Total	
By Category	Offenses		Offenses		Offenses		Offenses		Offenses	
	Reported	Cleared	Reported	Cleared	Reported	Cleared	Reported	Cleared	Reported	Cleared
Arson	0	0							16	2
Assault Offenses	0	0							686	369
Bribery	0	0							9	5
Burglary/Breaking and Entering	0	0							715	97
Counterfeiting/Forgery	0	0							163	75
Destruction/Damage/Vandalism Of Property	0	0							484	81
Drug/Narcotic Offenses	1	1							939	806
Embezzlement	0	0							0	0
Extortion/Blackmail	0	0							4	1
Fraud Offenses	0	0							239	77
Gambling Offenses	0	0							0	0
Homicide Offenses	0	0							7	4
Kidnapping/Abduction	0	0							18	11
Larceny/Theft Offenses	1	0							1515	336
Motor Vehicle Theft	0	0							104	30
Pornography/Obscene Material	0	0							13	5
Prostitution Offenses	0	0							1	1
Robbery	0	0							62	21
Sex Offenses, Forcible	0	0							115	47
Sex Offenses, Nonforcible	0	0							1	0
Stolen Property Offenses (Receiving, etc.)	0	0							85	64
Weapon Law Violations	0	0							65	57
Total	2	1	0	0	0	0	0	0	5241	2089

Clark County

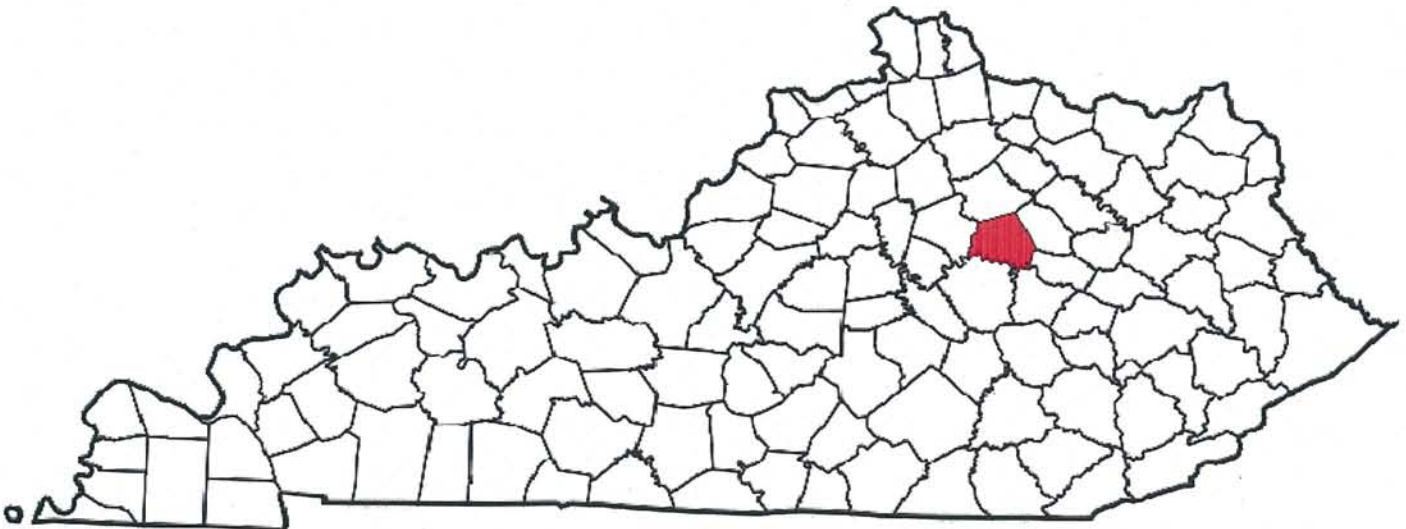
A CRIME IS COMMITTED IN CLARK COUNTY
EVERY 15 HOURS AND 9 MINUTES

FULL TIME SWORN LAW ENFORCEMENT EMPLOYEES

Agency	Male	Female	Total
STATE POLICE	5	0	5
CLARK COUNTY SHERIFF'S OFFICE	13	0	13
**WINCHESTER POLICE DEPARTMENT	31	1	32
CLARK CO. SCHOOL ENFC.	2	0	2
ALL OTHER AGENCIES	1	0	1

**Winchester Police Department was a summary agency in 2011. Numbers for this agency are not included here. Data for Winchester PD can be found in the Summary section.

**Kentucky State Police Troopers may be assigned to multiple counties per post.



County Seat: Winchester
Population: 35,613
Registered Sex Offenders: 97

CLARK COUNTY

Group A Offenses	State Police		Sheriff		Winchester		Clark Co. School Enf.		All Other Agencies		Total	
By Category	Offenses		Offenses		Offenses		Offenses		Offenses		Offenses	
	Reported	Cleared	Reported	Cleared	Reported	Cleared	Reported	Cleared	Reported	Cleared	Reported	Cleared
Arson	1	0	1	0	0	0	0	0	0	0	2	0
Assault Offenses	0	0	25	12	0	0	4	2	0	0	29	14
Bribery	0	0	0	0	0	0	0	0	0	0	0	0
Burglary/Breaking and Entering	3	0	111	9	0	0	0	0	0	0	114	9
Counterfeiting/Forgery	0	0	11	5	0	0	0	0	0	0	11	5
Destruction/Damage/Vandalism Of Property	1	0	31	1	0	0	0	0	0	0	32	1
Drug/Narcotic Offenses	99	5	21	21	0	0	0	0	0	0	120	26
Embezzlement	0	0	0	0	0	0	0	0	0	0	0	0
Extortion/Blackmail	0	0	0	0	0	0	0	0	0	0	0	0
Fraud Offenses	14	0	16	1	0	0	0	0	1	1	31	2
Gambling Offenses	0	0	0	0	0	0	0	0	0	0	0	0
Homicide Offenses	0	0	0	0	0	0	0	0	0	0	0	0
Kidnapping/Abduction	1	1	0	0	0	0	0	0	0	0	1	1
Larceny/Theft Offenses	11	1	167	6	0	0	0	0	0	0	178	7
Motor Vehicle Theft	0	0	12	2	0	0	0	0	0	0	12	2
Pornography/Obscene Material	0	0	0	0	0	0	0	0	0	0	0	0
Prostitution Offenses	0	0	0	0	0	0	0	0	0	0	0	0
Robbery	0	0	1	0	0	0	0	0	0	0	1	0
Sex Offenses, Forcible	9	5	7	2	0	0	0	0	0	0	16	7
Sex Offenses, Nonforcible	0	0	0	0	0	0	0	0	0	0	0	0
Stolen Property Offenses (Receiving, etc.)	22	6	6	4	0	0	0	0	0	0	28	10
Weapon Law Violations	2	1	1	1	0	0	0	0	0	0	3	2
Total	163	19	410	64	0	0	4	2	1	1	578	86

**Note: Winchester Police Department reported summary during the 2011 year. Data for this agency can be found in the Summary section of this publication.

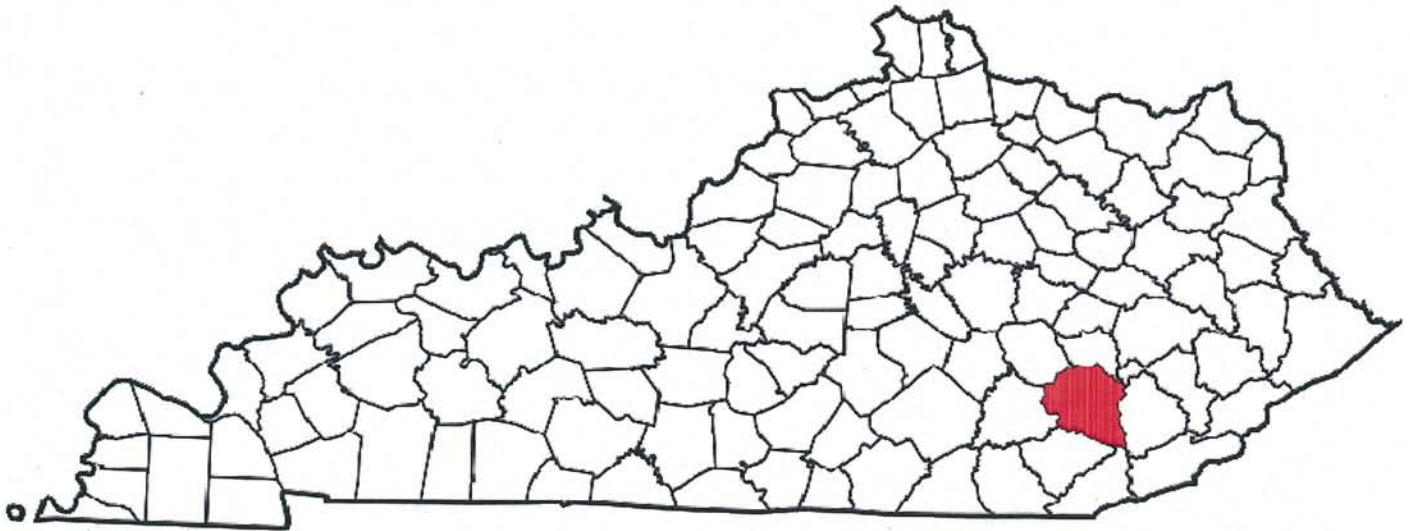
Clay County

A CRIME IS COMMITTED IN CLAY COUNTY
EVERY 9 HOURS AND 20 MINUTES

FULL TIME SWORN LAW ENFORCEMENT EMPLOYEES

Agency	Male	Female	Total
STATE POLICE	5	0	5
CLAY COUNTY SHERIFF'S OFFICE	13	1	14
MANCHESTER POLICE DEPARTMENT	11	0	11
ALL OTHER AGENCIES	4	0	4

**Kentucky State Police Troopers may be assigned to multiple counties per post.



County Seat: Manchester
Population: 21,730
Registered Sex Offenders: 32

CLAY COUNTY

Group A Offenses	State Police		Sheriff		Manchester		All Other Agencies		Total	
By Category	Offenses		Offenses		Offenses		Offenses		Offenses	
	Reported	Cleared	Reported	Cleared	Reported	Cleared	Reported	Cleared	Reported	Cleared
Arson	0	0	2	2	0	0	0	0	2	2
Assault Offenses	59	52	23	19	12	11	0	0	94	82
Bribery	0	0	0	0	0	0	0	0	0	0
Burglary/Breaking and Entering	45	15	41	4	16	4	0	0	102	23
Counterfeiting/Forgery	22	22	1	0	5	2	0	0	28	24
Destruction/Damage/Vandalism Of Property	8	5	16	7	10	3	0	0	34	15
Drug/Narcotic Offenses	162	93	96	45	65	58	57	15	380	211
Embezzlement	0	0	0	0	0	0	0	0	0	0
Extortion/Blackmail	0	0	0	0	0	0	0	0	0	0
Fraud Offenses	2	1	1	0	6	1	1	0	10	2
Gambling Offenses	0	0	0	0	0	0	0	0	0	0
Homicide Offenses	3	3	1	1	0	0	0	0	4	4
Kidnapping/Abduction	0	0	4	4	0	0	0	0	4	4
Larceny/Theft Offenses	41	25	80	2	69	47	0	0	190	74
Motor Vehicle Theft	8	1	10	2	0	0	0	0	18	3
Pornography/Obscene Material	0	0	0	0	0	0	0	0	0	0
Prostitution Offenses	0	0	0	0	0	0	0	0	0	0
Robbery	0	0	2	1	4	3	0	0	6	4
Sex Offenses, Forcible	39	19	2	0	0	0	0	0	41	19
Sex Offenses, Nonforcible	3	0	0	0	0	0	0	0	3	0
Stolen Property Offenses (Receiving, etc.)	6	4	2	0	3	3	0	0	11	7
Weapon Law Violations	5	3	3	1	3	3	0	0	11	7
Total	403	243	284	88	193	135	58	15	938	481

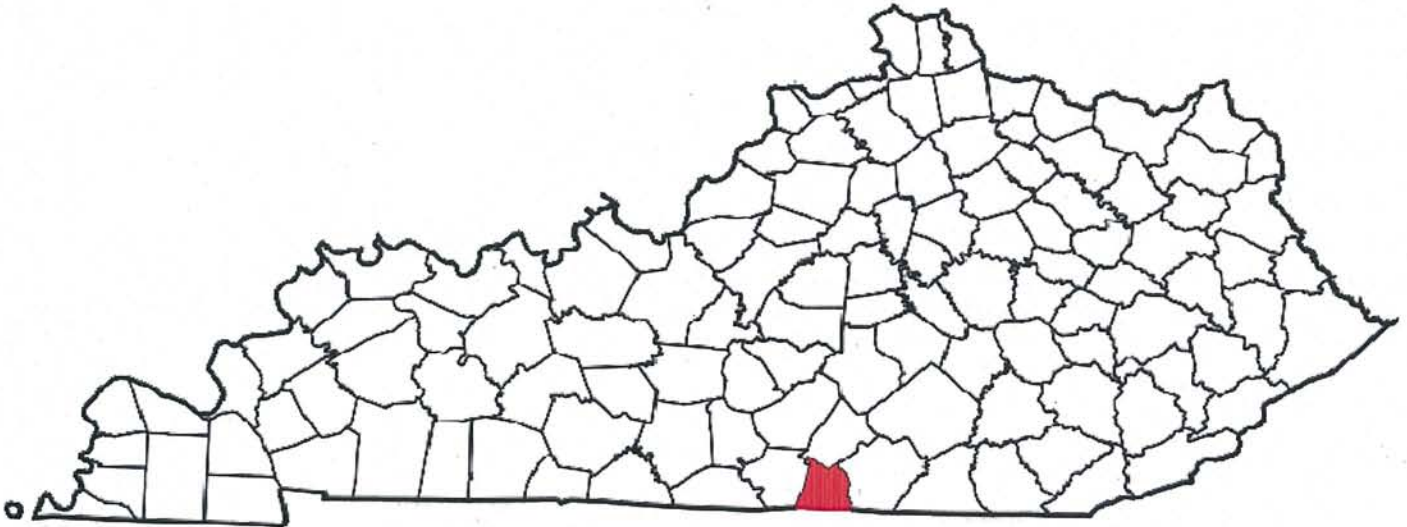
Clinton County

A CRIME IS COMMITTED IN CLINTON COUNTY
EVERY 7 DAYS AND 18 HOURS

FULL TIME SWORN LAW ENFORCEMENT EMPLOYEES

Agency	Male	Female	Total
STATE POLICE	3	0	3
CLINTON COUNTY SHERIFF'S OFFICE	4	0	4
ALBANY POLICE DEPARTMENT	7	0	7
ALL OTHER AGENCIES	1	0	1

**Kentucky State Police Troopers may be assigned to multiple counties per post.



County Seat: Albany
Population: 10,272
Registered Sex Offenders: 19

CLINTON COUNTY

Group A Offenses	State Police		Sheriff		Albany		All Other Agencies		Total	
By Category	Offenses		Offenses		Offenses		Offenses		Offenses	
	Reported	Cleared	Reported	Cleared	Reported	Cleared	Reported	Cleared	Reported	Cleared
Arson	1	0	0	0	0	0	0	0	1	0
Assault Offenses	10	9	0	0	0	0	0	0	10	9
Bribery	0	0	0	0	0	0	0	0	0	0
Burglary/Breaking and Entering	3	0	0	0	0	0	0	0	3	0
Counterfeiting/Forgery	0	0	0	0	0	0	0	0	0	0
Destruction/Damage/Vandalism Of Property	0	0	0	0	0	0	0	0	0	0
Drug/Narcotic Offenses	15	1	0	0	0	0	2	2	17	3
Embezzlement	0	0	0	0	0	0	0	0	0	0
Extortion/Blackmail	0	0	0	0	0	0	0	0	0	0
Fraud Offenses	2	0	0	0	0	0	0	0	2	0
Gambling Offenses	0	0	0	0	0	0	0	0	0	0
Homicide Offenses	2	2	0	0	0	0	0	0	2	2
Kidnapping/Abduction	0	0	0	0	0	0	0	0	0	0
Larceny/Theft Offenses	6	0	0	0	0	0	0	0	6	0
Motor Vehicle Theft	0	0	0	0	0	0	0	0	0	0
Pornography/Obscene Material	0	0	0	0	0	0	0	0	0	0
Prostitution Offenses	0	0	0	0	0	0	0	0	0	0
Robbery	0	0	0	0	0	0	0	0	0	0
Sex Offenses, Forcible	3	0	0	0	0	0	0	0	3	0
Sex Offenses, Nonforcible	0	0	0	0	0	0	0	0	0	0
Stolen Property Offenses (Receiving, etc.)	0	0	0	0	0	0	0	0	0	0
Weapon Law Violations	3	2	0	0	0	0	0	0	3	2
Total	45	14	0	0	0	0	2	2	47	16

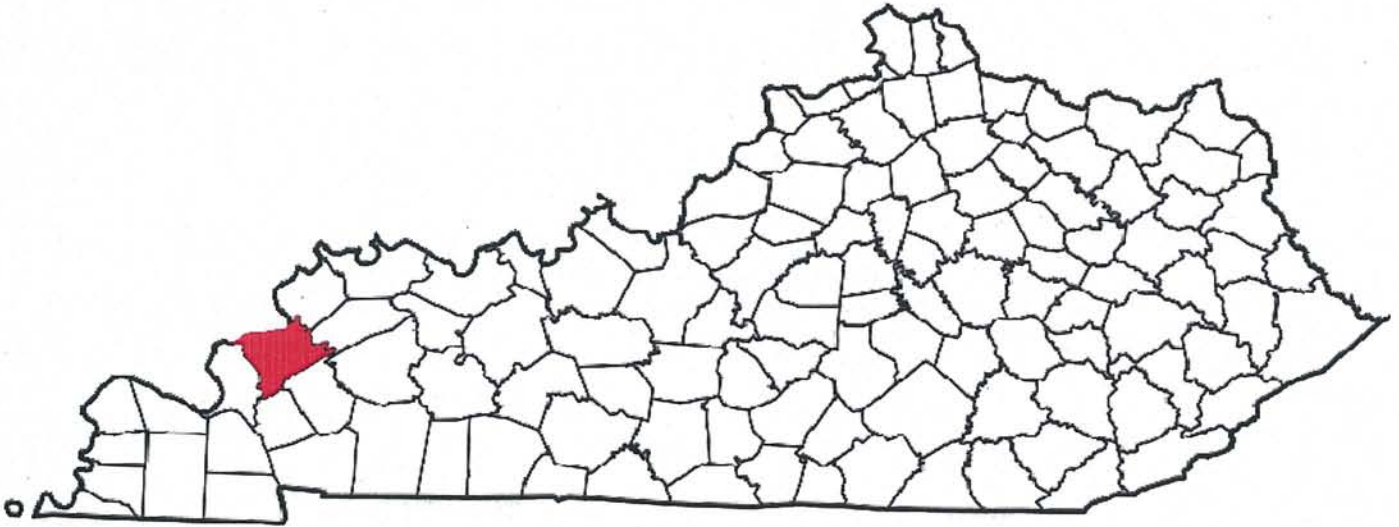
Crittenden County

A CRIME IS COMMITTED IN CRITTENDEN COUNTY
EVERY 24 HOURS AND 57 MINUTES

FULL TIME SWORN LAW ENFORCEMENT EMPLOYEES

Agency	Male	Female	Total
STATE POLICE	1	0	1
CRITTENDEN COUNTY SHERIFF'S OFFICE	3	0	3
MARION POLICE DEPARTMENT	6	0	6
ALL OTHER AGENCIES	2	0	2

**Kentucky State Police Troopers may be assigned to multiple counties per post.



County Seat: Marion
Population: 9,315
Registered Sex Offenders: 14

**CRITTENDEN
COUNTY**

Group A Offenses	State Police		Sheriff		Marion Police		All Other Agencies		Total	
By Category	Offenses		Offenses		Offenses		Offenses		Offenses	
	Reported	Cleared	Reported	Cleared	Reported	Cleared	Reported	Cleared	Reported	Cleared
Arson	1	0	1	0	0	0	0	0	2	0
Assault Offenses	9	7	1	1	23	18	4	4	37	30
Bribery	0	0	0	0	0	0	0	0	0	0
Burglary/Breaking and Entering	8	2	12	1	14	4	0	0	34	7
Counterfeiting/Forgery	0	0	0	0	35	1	0	0	35	1
Destruction/Damage/Vandalism Of Property	1	0	7	0	16	4	0	0	24	4
Drug/Narcotic Offenses	31	22	11	2	43	37	22	4	107	65
Embezzlement	0	0	0	0	0	0	0	0	0	0
Extortion/Blackmail	0	0	0	0	0	0	0	0	0	0
Fraud Offenses	1	0	3	0	0	0	0	0	4	0
Gambling Offenses	0	0	0	0	0	0	0	0	0	0
Homicide Offenses	0	0	0	0	0	0	0	0	0	0
Kidnapping/Abduction	0	0	0	0	0	0	0	0	0	0
Larceny/Theft Offenses	6	0	24	0	49	9	0	0	79	9
Motor Vehicle Theft	1	0	5	0	3	2	0	0	9	2
Pornography/Obscene Material	0	0	0	0	0	0	0	0	0	0
Prostitution Offenses	0	0	0	0	0	0	0	0	0	0
Robbery	0	0	0	0	0	0	0	0	0	0
Sex Offenses, Forcible	5	1	0	0	0	0	0	0	5	1
Sex Offenses, Nonforcible	0	0	0	0	1	0	0	0	1	0
Stolen Property Offenses (Receiving, etc.)	1	1	0	0	4	3	0	0	5	4
Weapon Law Violations	3	3	2	0	2	1	2	0	9	4
Total	67	36	66	4	190	79	28	8	351	127

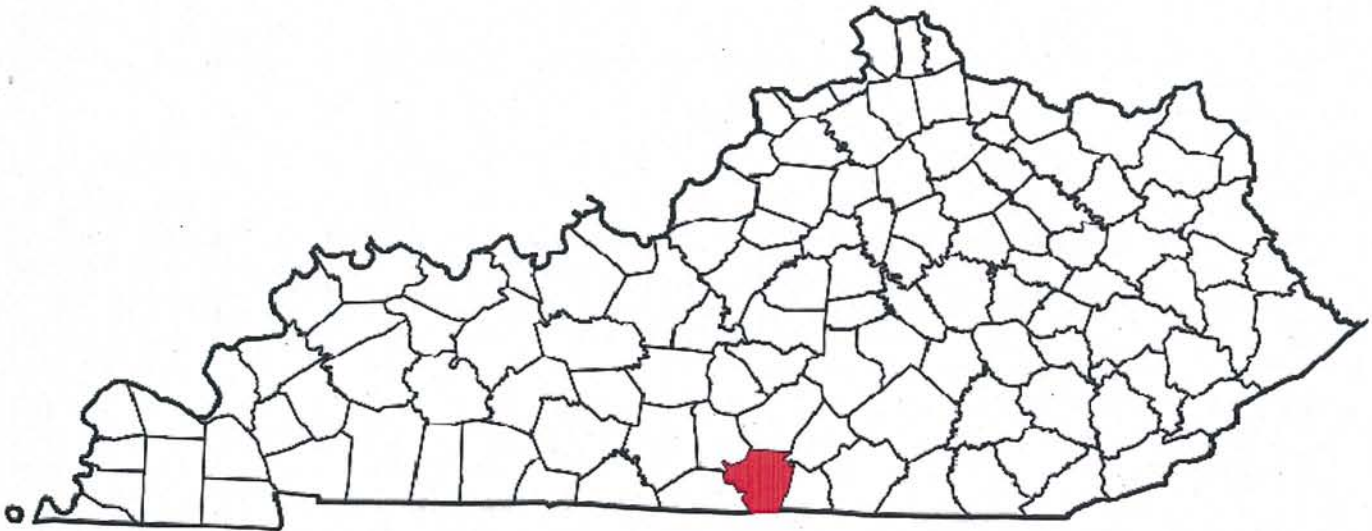
Cumberland County

A CRIME IS COMMITTED IN CUMBERLAND COUNTY
EVERY 3 DAYS AND 15 HOURS

FULL TIME SWORN LAW ENFORCEMENT EMPLOYEES

Agency	Male	Female	Total
STATE POLICE	3	0	3
CUMBERLAND COUNTY SHERIFF'S OFFICE	4	0	4
BURKESVILLE POLICE DEPARTMENT	5	0	5
ALL OTHER AGENCIES	0	0	0

**Kentucky State Police Troopers may be assigned to multiple counties per post.



County Seat: Burkesville
Population: 6,856
Registered Sex Offenders: 15

**CUMBERLAND
COUNTY**

Group A Offenses	State Police		Sheriff		Burkesville		All Other Agencies		Total	
By Category	Offenses		Offenses		Offenses		Offenses		Offenses	
	Reported	Cleared	Reported	Cleared	Reported	Cleared	Reported	Cleared	Reported	Cleared
Arson	1	0	0	0	0	0	0	0	1	0
Assault Offenses	2	2	2	2	0	0	0	0	4	4
Bribery	0	0	0	0	0	0	0	0	0	0
Burglary/Breaking and Entering	5	1	12	1	6	3	0	0	23	5
Counterfeiting/Forgery	1	1	1	0	0	0	0	0	2	1
Destruction/Damage/Vandalism Of Property	0	0	6	0	3	0	0	0	9	0
Drug/Narcotic Offenses	17	5	10	5	9	9	0	0	36	19
Embezzlement	0	0	0	0	0	0	0	0	0	0
Extortion/Blackmail	0	0	1	0	0	0	0	0	1	0
Fraud Offenses	0	0	0	0	0	0	0	0	0	0
Gambling Offenses	0	0	0	0	0	0	0	0	0	0
Homicide Offenses	1	1	0	0	0	0	0	0	1	1
Kidnapping/Abduction	0	0	1	1	0	0	0	0	1	1
Larceny/Theft Offenses	0	0	8	2	3	1	0	0	11	3
Motor Vehicle Theft	0	0	0	0	0	0	0	0	0	0
Pornography/Obscene Material	0	0	0	0	0	0	0	0	0	0
Prostitution Offenses	0	0	0	0	0	0	0	0	0	0
Robbery	0	0	0	0	0	0	0	0	0	0
Sex Offenses, Forcible	5	2	0	0	0	0	0	0	5	2
Sex Offenses, Nonforcible	0	0	0	0	0	0	0	0	0	0
Stolen Property Offenses (Receiving, etc.)	1	1	3	0	0	0	0	0	4	1
Weapon Law Violations	1	1	1	0	0	0	0	0	2	1
Total	34	14	45	11	21	13	0	0	100	38

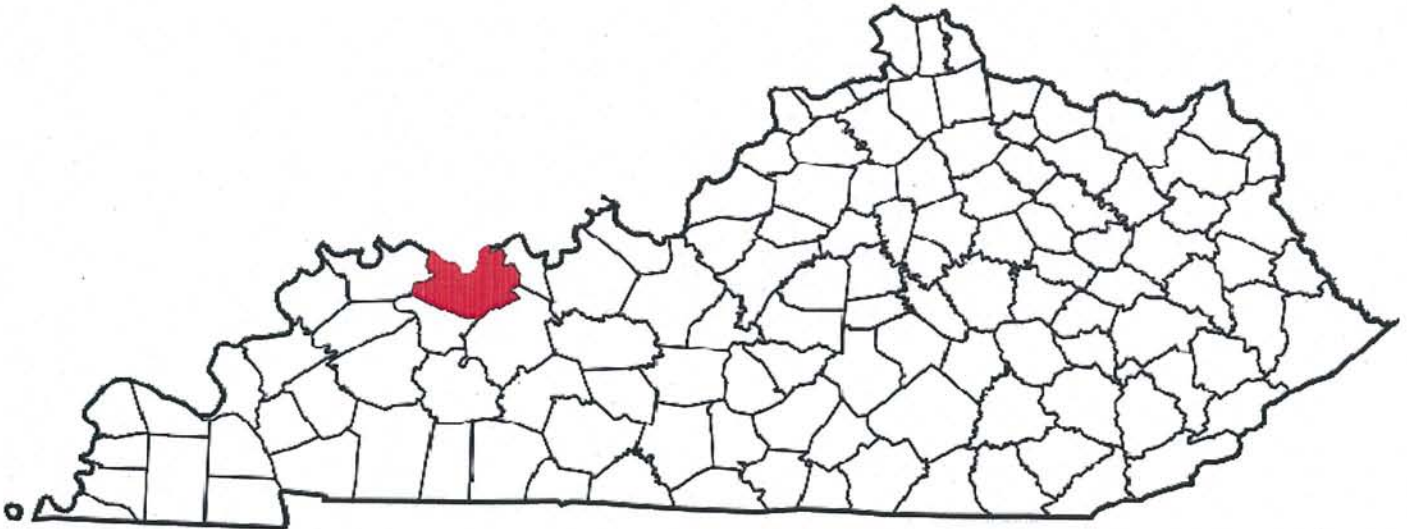
Daviess County

**A CRIME IS COMMITTED IN DAVIESS COUNTY
EVERY 1 HOUR AND 8 MINUTES**

FULL TIME SWORN LAW ENFORCEMENT EMPLOYEES

Agency	Male	Female	Total
STATE POLICE	7	0	7
DAVIESS COUNTY SHERIFF'S OFFICE	38	2	40
OWENSBORO POLICE DEPARTMENT	96	2	98
ALL OTHER AGENCIES	2	0	2

**Kentucky State Police Troopers may be assigned to multiple counties per post.



County Seat: Owensboro
Population: 96,656
Registered Sex Offenders: 135

**DAVISS
COUNTY**

Group A Offenses	State Police		Sheriff		Owensboro		All Other Agencies		Total	
By Category	Offenses		Offenses		Offenses		Offenses		Offenses	
	Reported	Cleared	Reported	Cleared	Reported	Cleared	Reported	Cleared	Reported	Cleared
Arson	0	0	4	4	6	2	0	0	10	6
Assault Offenses	34	28	244	165	1132	595	0	0	1410	788
Bribery	0	0	0	0	0	0	0	0	0	0
Burglary/Breaking and Entering	9	4	156	20	532	195	0	0	697	219
Counterfeiting/Forgery	5	5	8	6	88	77	0	0	101	88
Destruction/Damage/Vandalism Of Property	17	4	247	50	781	160	0	0	1045	214
Drug/Narcotic Offenses	38	31	205	186	1213	1183	1	1	1457	1401
Embezzlement	0	0	0	0	0	0	0	0	0	0
Extortion/Blackmail	0	0	0	0	0	0	0	0	0	0
Fraud Offenses	4	2	47	5	95	83	1	1	147	91
Gambling Offenses	0	0	0	0	0	0	0	0	0	0
Homicide Offenses	0	0	0	0	2	2	0	0	2	2
Kidnapping/Abduction	2	2	0	0	10	9	0	0	12	11
Larceny/Theft Offenses	17	6	491	60	1802	752	0	0	2310	818
Motor Vehicle Theft	1	0	17	4	101	59	0	0	119	63
Pornography/Obscene Material	1	1	0	0	3	3	2	2	6	6
Prostitution Offenses	0	0	0	0	0	0	0	0	0	0
Robbery	0	0	5	1	36	25	0	0	41	26
Sex Offenses, Forcible	12	5	21	0	160	141	0	0	193	146
Sex Offenses, Nonforcible	0	0	2	2	6	5	0	0	8	7
Stolen Property Offenses (Receiving, etc.)	1	0	8	6	21	20	0	0	30	26
Weapon Law Violations	2	2	5	5	26	26	0	0	33	33
Total	143	90	1460	514	6014	3337	4	4	7621	3945

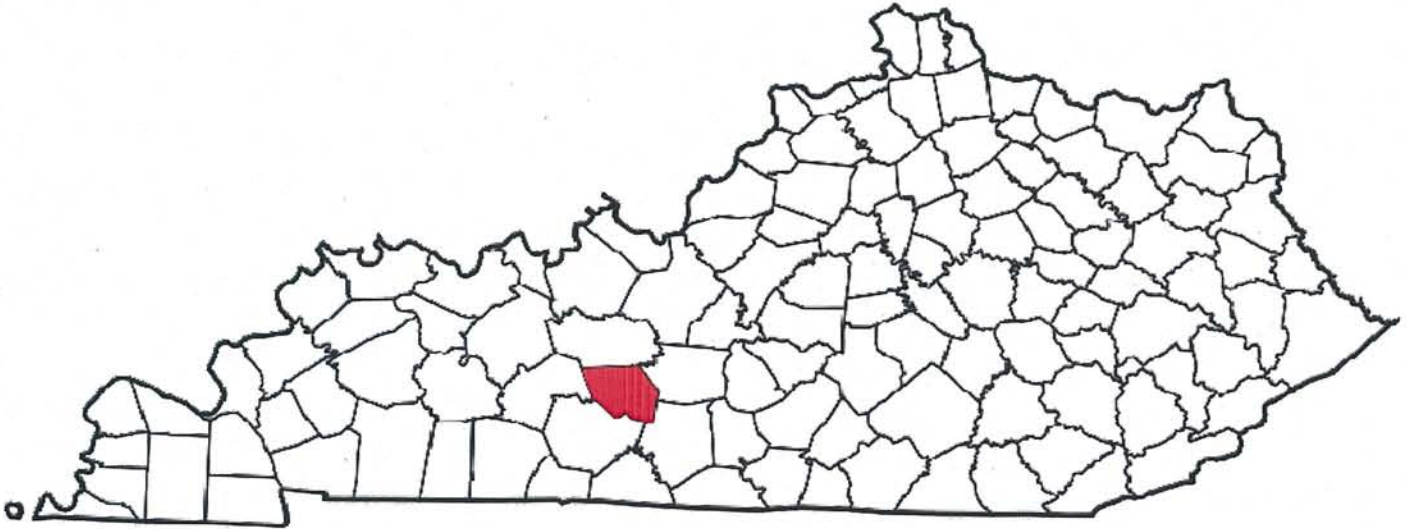
Edmonson County

A CRIME IS COMMITTED IN EDMONSON COUNTY
EVERY 14 HOURS AND 43 MINUTES

FULL TIME SWORN LAW ENFORCEMENT EMPLOYEES

Agency	Male	Female	Total
STATE POLICE	2	0	2
EDMONSON COUNTY SHERIFF'S OFFICE	7	0	7
BROWNSVILLE POLICE DEPARTMENT	3	0	3
ALL OTHER AGENCIES	5	1	6

**Kentucky State Police Troopers may be assigned to multiple counties per post.



County Seat: Brownsville
Population: 12,161
Registered Sex Offenders: 8

**EDMONSON
COUNTY**

Group A Offenses	State Police		Sheriff		Brownsville		All Other Agencies		Total	
By Category	Offenses		Offenses		Offenses		Offenses		Offenses	
	Reported	Cleared	Reported	Cleared	Reported	Cleared	Reported	Cleared	Reported	Cleared
Arson	0	0	2	0	0	0	0	0	2	0
Assault Offenses	28	19	17	7	4	4	0	0	49	30
Bribery	1	1	0	0	0	0	0	0	1	1
Burglary/Breaking and Entering	15	2	28	3	5	0	0	0	48	5
Counterfeiting/Forgery	0	0	15	2	1	1	0	0	16	3
Destruction/Damage/Vandalism Of Property	4	1	15	1	4	0	0	0	23	2
Drug/Narcotic Offenses	10	10	46	30	11	10	104	17	171	67
Embezzlement	0	0	0	0	0	0	0	0	0	0
Extortion/Blackmail	0	0	0	0	0	0	0	0	0	0
Fraud Offenses	1	0	3	0	2	2	0	0	6	2
Gambling Offenses	0	0	0	0	0	0	0	0	0	0
Homicide Offenses	0	0	0	0	0	0	0	0	0	0
Kidnapping/Abduction	0	0	0	0	0	0	0	0	0	0
Larceny/Theft Offenses	6	5	37	5	9	2	0	0	52	12
Motor Vehicle Theft	0	0	7	1	1	0	0	0	8	1
Pornography/Obscene Material	0	0	0	0	0	0	0	0	0	0
Prostitution Offenses	0	0	0	0	0	0	0	0	0	0
Robbery	0	0	0	0	0	0	0	0	0	0
Sex Offenses, Forcible	211	7	1	1	1	0	0	0	213	8
Sex Offenses, Nonforcible	1	0	0	0	0	0	0	0	1	0
Stolen Property Offenses (Receiving, etc.)	3	2	0	0	0	0	0	0	3	2
Weapon Law Violations	0	0	2	2	0	0	0	0	2	2
Total	280	47	173	52	38	19	104	17	595	135

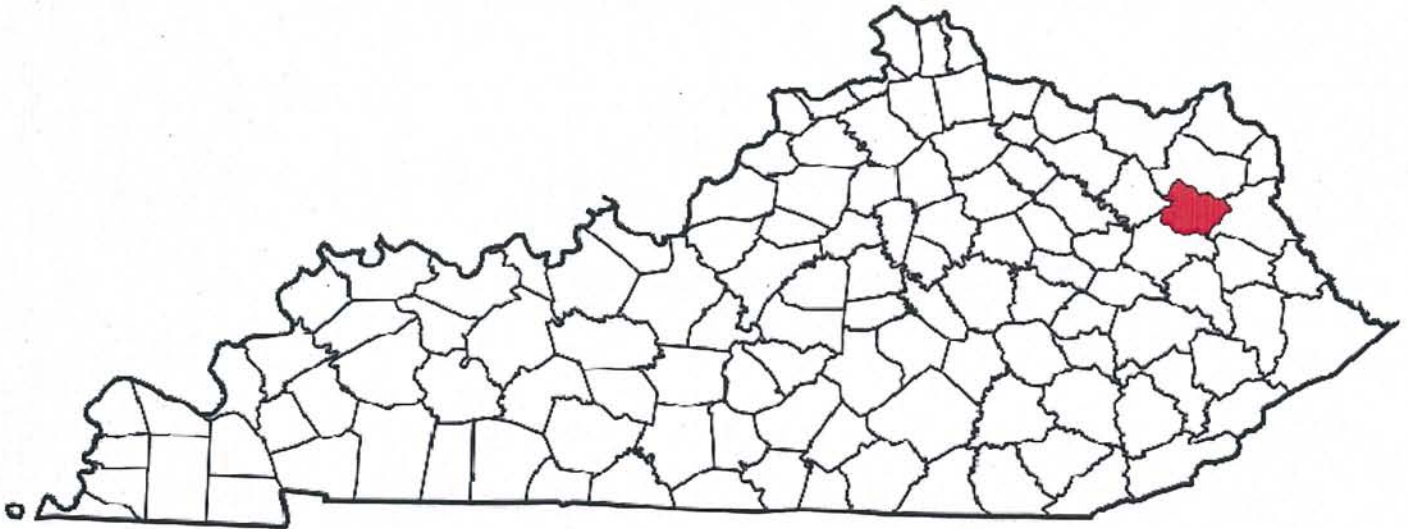
Elliott County

A CRIME IS COMMITTED IN ELLIOTT COUNTY
EVERY 3 DAYS AND 2 HOURS

FULL TIME SWORN LAW ENFORCEMENT EMPLOYEES

Agency	Male	Female	Total
STATE POLICE	6	0	6
ELLIOTT COUNTY SHERIFF'S OFFICE	0	0	0
ALL OTHER AGENCIES	2	1	3

**Kentucky State Police Troopers may be assigned to multiple counties per post.



County Seat: Sandy Hook
Population: 7,852
Registered Sex Offenders: 40

**ELLIOTT
COUNTY**

Group A Offenses	State Police		Sheriff		All Other Agencies		-		Total	
By Category	Offenses		Offenses		Offenses		Offenses		Offenses	
	Reported	Cleared	Reported	Cleared	Reported	Cleared	Reported	Cleared	Reported	Cleared
Arson	0	0	0	0	0	0			0	0
Assault Offenses	19	14	0	0	0	0			19	14
Bribery	0	0	0	0	0	0			0	0
Burglary/Breaking and Entering	18	5	0	0	0	0			18	5
Counterfeiting/Forgery	17	11	0	0	0	0			17	11
Destruction/Damage/Vandalism Of Property	1	1	0	0	0	0			1	1
Drug/Narcotic Offenses	33	25	0	0	1	1			34	26
Embezzlement	0	0	0	0	0	0			0	0
Extortion/Blackmail	0	0	0	0	0	0			0	0
Fraud Offenses	3	2	0	0	0	0			3	2
Gambling Offenses	0	0	0	0	0	0			0	0
Homicide Offenses	2	0	0	0	0	0			2	0
Kidnapping/Abduction	0	0	0	0	0	0			0	0
Larceny/Theft Offenses	11	9	0	0	1	1			12	10
Motor Vehicle Theft	1	1	0	0	0	0			1	1
Pornography/Obscene Material	0	0	0	0	0	0			0	0
Prostitution Offenses	0	0	0	0	0	0			0	0
Robbery	2	1	0	0	0	0			2	1
Sex Offenses, Forcible	6	2	0	0	0	0			6	2
Sex Offenses, Nonforcible	0	0	0	0	0	0			0	0
Stolen Property Offenses (Receiving, etc.)	3	1	0	0	0	0			3	1
Weapon Law Violations	0	0	0	0	0	0			0	0
Total	116	72	0	0	2	2			118	74

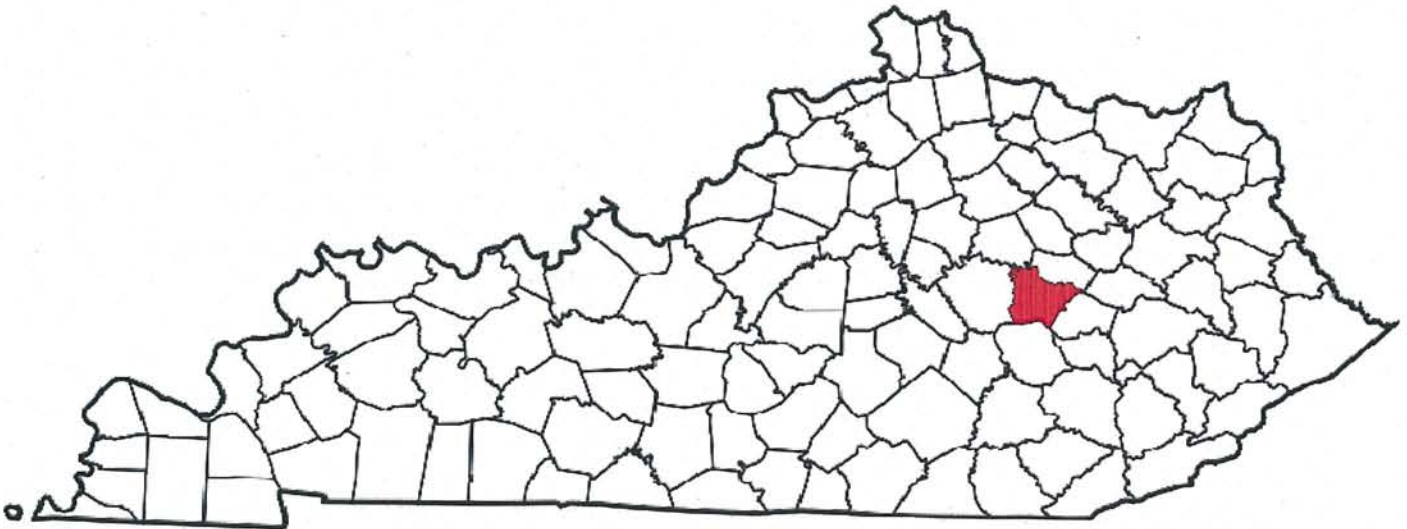
Estill County

A CRIME IS COMMITTED IN ESTILL COUNTY
EVERY 17 HOURS AND 57 MINUTES

FULL TIME SWORN LAW ENFORCEMENT EMPLOYEES

Agency	Male	Female	Total
STATE POLICE	3	0	3
ESTILL COUNTY SHERIFF'S OFFICE	5	0	5
IRVINE POLICE DEPARTMENT	6	0	6
RAVENNA POLICE DEPARTMENT	1	0	1
ALL OTHER AGENCIES	2	0	2

**Kentucky State Police Troopers may be assigned to multiple counties per post.



County Seat: Irvine
Population: 14,672
Registered Sex Offenders: 23

ESTILL COUNTY

Group A Offenses	State Police		Sheriff		Irvine		Ravenna		All Other Agencies		Total	
By Category	Offenses		Offenses		Offenses		Offenses		Offenses		Offenses	
	Reported	Cleared	Reported	Cleared	Reported	Cleared	Reported	Cleared	Reported	Cleared	Reported	Cleared
Arson	3	0	0	0	0	0	0	0	0	0	3	0
Assault Offenses	25	21	16	6	15	13	0	0	0	0	56	40
Bribery	0	0	0	0	0	0	0	0	0	0	0	0
Burglary/Breaking and Entering	15	2	46	3	12	0	2	2	0	0	75	7
Counterfeiting/Forgery	3	2	10	1	2	0	0	0	0	0	15	3
Destruction/Damage/Vandalism Of Property	2	0	13	1	17	1	3	3	0	0	35	5
Drug/Narcotic Offenses	102	72	0	0	15	10	0	0	7	7	124	89
Embezzlement	0	0	0	0	0	0	0	0	0	0	0	0
Extortion/Blackmail	0	0	0	0	0	0	0	0	0	0	0	0
Fraud Offenses	5	1	2	1	0	0	0	0	0	0	7	2
Gambling Offenses	0	0	0	0	0	0	0	0	0	0	0	0
Homicide Offenses	0	0	1	0	0	0	0	0	0	0	1	0
Kidnapping/Abduction	0	0	0	0	0	0	0	0	0	0	0	0
Larceny/Theft Offenses	23	7	50	3	33	0	1	1	0	0	107	11
Motor Vehicle Theft	7	1	1	0	2	0	0	0	0	0	10	1
Pornography/Obscene Material	0	0	0	0	0	0	0	0	0	0	0	0
Prostitution Offenses	0	0	0	0	0	0	0	0	0	0	0	0
Robbery	3	2	2	1	1	0	0	0	0	0	6	3
Sex Offenses, Forcible	19	10	0	0	0	0	0	0	0	0	19	10
Sex Offenses, Nonforcible	3	3	0	0	0	0	0	0	0	0	3	3
Stolen Property Offenses (Receiving, etc.)	3	2	3	0	3	0	0	0	0	0	9	2
Weapon Law Violations	17	17	0	0	1	1	0	0	0	0	18	18
Total	230	140	144	16	101	25	6	6	7	7	488	194

Fayette County

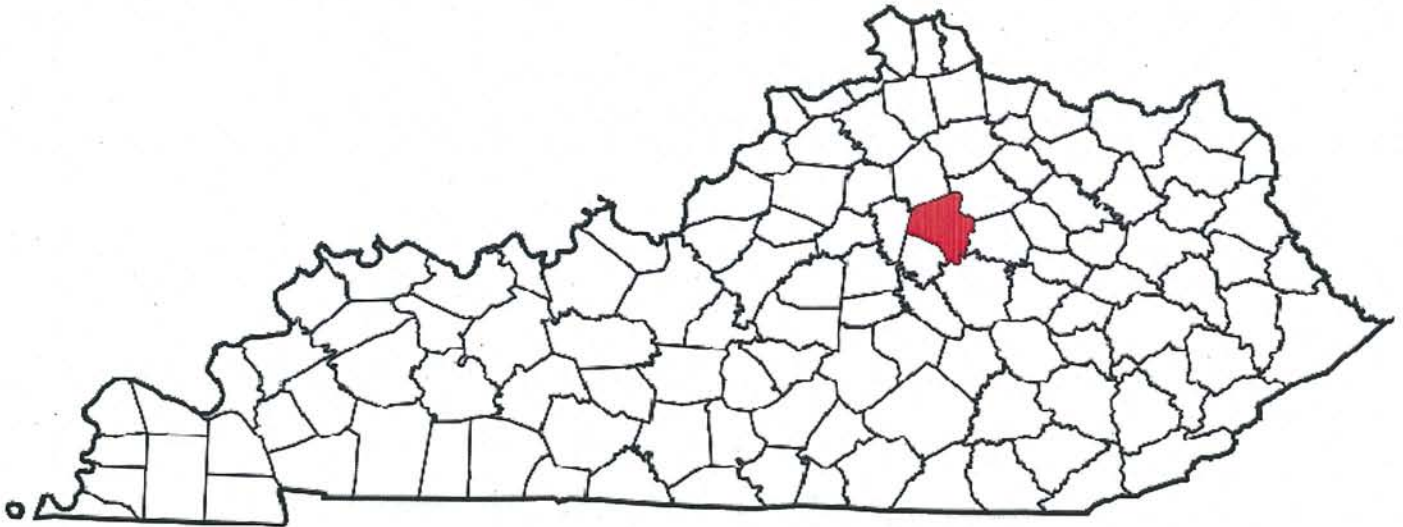
A CRIME IS COMMITTED IN FAYETTE
COUNTY EVERY 35 MINUTES

FULL TIME SWORN LAW ENFORCEMENT EMPLOYEES

Agency	Male	Female	Total
STATE POLICE	2	0	2
FAYETTE COUNTY SHERIFF'S OFFICE	43	9	52
**LEXINGTON POLICE DEPARTMENT	480	42	522
UK POLICE DEPARTMENT	44	5	49
FAYETTE CO. SCHOOLS	21	6	27
BLUEGRASS AIRPORT	20	0	20
KY HORSE PARK	7	0	7
ALL OTHER AGENCIES	13	6	19

**Lexington Police Department submitted summary data for a portion of the year before switching to KYOPS.

**Kentucky State Police Troopers may be assigned to multiple counties per post.



County Seat: Lexington
Population: 295,803
Registered Sex Offenders: 290

FAYETTE COUNTY

Group A Offenses	State Police		Sheriff		Lexington PD		UK Police Dept.		Fayette Co. Schools		Bluegrass Airport	
By Category	Offenses		Offenses		Offenses		Offenses		Offenses		Offenses	
	Reported	Cleared	Reported	Cleared	Reported	Cleared	Reported	Cleared	Reported	Cleared	Reported	Cleared
Arson	0	0	0	0	19	1	0	0	0	0	0	0
Assault Offenses	10	6	0	0	1635	1261	79	24	0	0	0	0
Bribery	0	0	0	0	2	2	0	0	0	0	0	0
Burglary/Breaking and Entering	1	0	0	0	1210	226	17	4	0	0	0	0
Counterfeiting/Forgery	4	2	0	0	497	385	20	18	0	0	0	0
Destruction/Damage/Vandalism Of Property	4	1	0	0	2029	394	134	6	0	0	1	1
Drug/Narcotic Offenses	107	70	0	0	1263	1236	162	154	0	0	0	0
Embezzlement	0	0	0	0	0	0	0	0	0	0	0	0
Extortion/Blackmail	0	0	0	0	1	1	0	0	0	0	0	0
Fraud Offenses	4	2	0	0	553	332	28	7	0	0	0	0
Gambling Offenses	0	0	0	0	1	1	0	0	0	0	0	0
Homicide Offenses	0	0	0	0	3	2	0	0	0	0	0	0
Kidnapping/Abduction	0	0	0	0	58	42	0	0	0	0	0	0
Larceny/Theft Offenses	11	1	0	0	4530	1640	563	38	0	0	10	10
Motor Vehicle Theft	4	0	0	0	339	128	12	3	0	0	0	0
Pornography/Obscene Material	0	0	0	0	17	13	0	0	0	0	0	0
Prostitution Offenses	0	0	0	0	50	50	0	0	0	0	0	0
Robbery	2	0	0	0	242	45	3	1	0	0	0	0
Sex Offenses, Forcible	24	21	0	0	165	82	5	2	0	0	0	0
Sex Offenses, Nonforcible	0	0	0	0	6	5	0	0	0	0	0	0
Stolen Property Offenses (Receiving, etc.)	4	4	0	0	132	117	15	13	0	0	0	0
Weapon Law Violations	8	6	0	0	81	78	12	12	0	0	0	0
Total	183	113	0	0	12833	6041	1050	282	0	0	11	11

**Note: Lexington Police Department reported summary for a portion of the year before moving to KYOPS. Additional data can be found in the Summary section of this publication.

FAYETTE COUNTY

Group A Offenses	KY Horse Park		All Other Agencies		-	-	-	Total			
By Category	Offenses		Offenses					Offenses			
	Reported	Cleared	Reported	Cleared				Reported	Cleared		
Arson	0	0	0	0				19	1		
Assault Offenses	0	0	175	149				1899	1440		
Bribery	0	0	0	0				2	2		
Burglary/Breaking and Entering	0	0	20	13				1248	243		
Counterfeiting/Forgery	0	0	1	1				522	406		
Destruction/Damage/Vandalism Of Property	0	0	55	18				2223	420		
Drug/Narcotic Offenses	0	0	133	127				1665	1587		
Embezzlement	0	0	0	0				0	0		
Extortion/Blackmail	0	0	0	0				1	1		
Fraud Offenses	0	0	6	3				591	344		
Gambling Offenses	0	0	0	0				1	1		
Homicide Offenses	0	0	0	0				3	2		
Kidnapping/Abduction	0	0	0	0				58	42		
Larceny/Theft Offenses	0	0	0	0				5114	1689		
Motor Vehicle Theft	0	0	273	82				628	213		
Pornography/Obscene Material	0	0	2	2				19	15		
Prostitution Offenses	0	0	8	4				58	54		
Robbery	0	0	0	0				247	46		
Sex Offenses, Forcible	0	0	0	0				194	105		
Sex Offenses, Nonforcible	0	0	4	2				10	7		
Stolen Property Offenses (Receiving, etc.)	0	0	0	0				151	134		
Weapon Law Violations	0	0	8	8				109	104		
Total	0	0	685	409	0	0	0	0	0	14762	6856

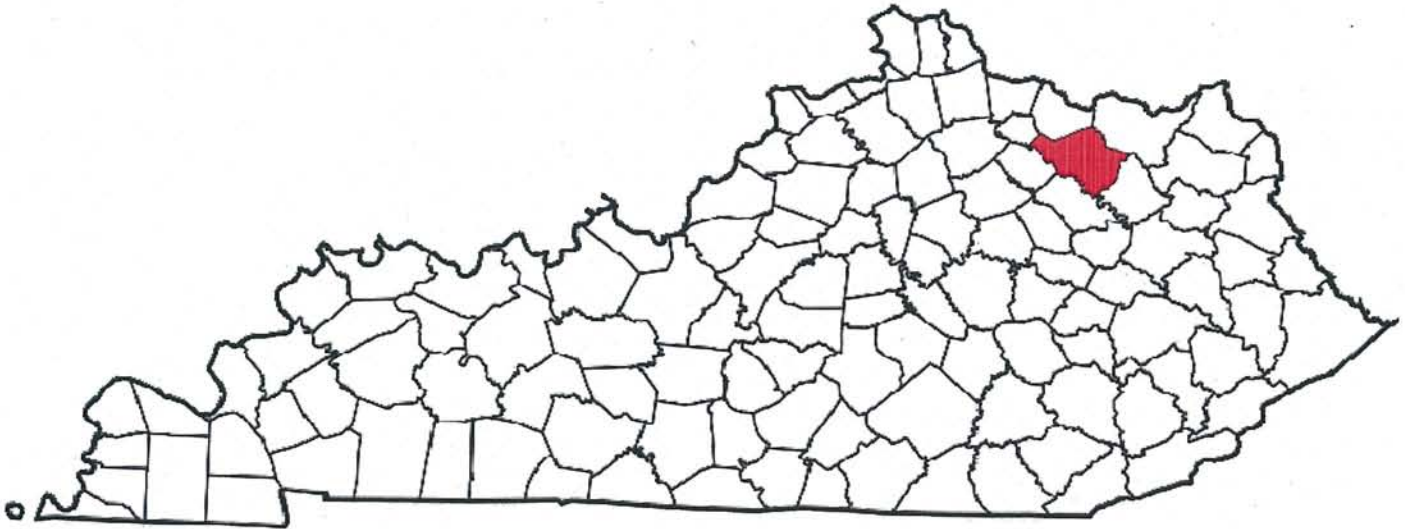
Fleming County

A CRIME IS COMMITTED IN FLEMING COUNTY
EVERY 30 HOURS AND 31 MINUTES

FULL TIME SWORN LAW ENFORCEMENT EMPLOYEES

Agency	Male	Female	Total
STATE POLICE	7	0	7
FLEMING COUNTY SHERIFF'S OFFICE	7	1	8
FLEMINGSBURG POLICE DEPARTMENT	7	0	7
ALL OTHER AGENCIES	2	0	2

**Kentucky State Police Troopers may be assigned to multiple counties per post.



County Seat: Flemingsburg
Population: 14,348
Registered Sex Offenders: 23

**FLEMING
COUNTY**

Group A Offenses	State Police		Sheriff		Flemingsburg		All Other Agencies		Total	
By Category	Offenses		Offenses		Offenses		Offenses		Offenses	
	Reported	Cleared	Reported	Cleared	Reported	Cleared	Reported	Cleared	Reported	Cleared
Arson	0	0	0	0	0	0	0	0	0	0
Assault Offenses	30	25	5	5	31	29	0	0	66	59
Bribery	0	0	0	0	0	0	0	0	0	0
Burglary/Breaking and Entering	14	8	4	1	15	4	0	0	33	13
Counterfeiting/Forgery	4	1	9	0	3	2	0	0	16	3
Destruction/Damage/Vandalism Of Property	6	4	2	1	9	5	0	0	17	10
Drug/Narcotic Offenses	14	10	4	4	28	24	30	0	76	38
Embezzlement	0	0	0	0	0	0	0	0	0	0
Extortion/Blackmail	0	0	0	0	0	0	0	0	0	0
Fraud Offenses	3	1	0	0	5	5	0	0	8	6
Gambling Offenses	0	0	0	0	0	0	0	0	0	0
Homicide Offenses	2	1	0	0	0	0	0	0	2	1
Kidnapping/Abduction	1	1	0	0	0	0	0	0	1	1
Larceny/Theft Offenses	9	0	3	1	24	11	0	0	36	12
Motor Vehicle Theft	2	1	1	0	2	0	0	0	5	1
Pornography/Obscene Material	0	0	0	0	0	0	1	1	1	1
Prostitution Offenses	0	0	0	0	0	0	0	0	0	0
Robbery	0	0	0	0	2	2	0	0	2	2
Sex Offenses, Forcible	15	6	0	0	0	0	0	0	15	6
Sex Offenses, Nonforcible	0	0	0	0	0	0	0	0	0	0
Stolen Property Offenses (Receiving, etc.)	4	2	1	1	2	2	0	0	7	5
Weapon Law Violations	0	0	1	1	1	1	0	0	2	2
Total	104	60	30	14	122	85	31	1	287	160

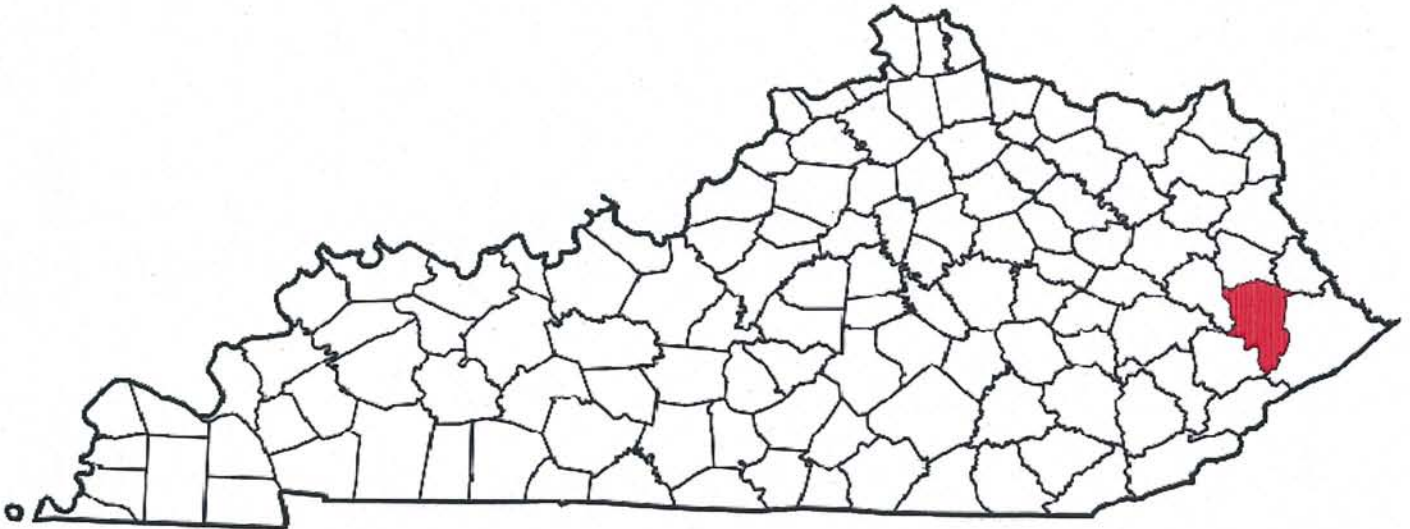
Floyd County

A CRIME IS COMMITTED IN FLOYD COUNTY
EVERY 6 HOURS AND 44 MINUTES

FULL TIME SWORN LAW ENFORCEMENT EMPLOYEES

Agency	Male	Female	Total
STATE POLICE	12	0	12
FLOYD COUNTY SHERIFF'S OFFICE	13	0	13
MARTIN POLICE DEPARTMENT	0	0	0
PRESTONSBURG POLICE DEPARTMENT	16	0	16
ALL OTHER AGENCIES	2	0	0

**Kentucky State Police Troopers may be assigned to multiple counties per post.



County Seat: Prestonsburg
Population: 39,451
Registered Sex Offenders: 95

FLOYD COUNTY

Group A Offenses	State Police		Sheriff		Martin		Prestonsburg		All Other Agencies		Total	
By Category	Offenses		Offenses		Offenses		Offenses		Offenses		Offenses	
	Reported	Cleared	Reported	Cleared	Reported	Cleared	Reported	Cleared	Reported	Cleared	Reported	Cleared
Arson	1	0	1	0	0	0	1	0	0	0	3	0
Assault Offenses	196	161	9	3	3	1	38	16	3	3	249	184
Bribery	0	0	0	0	0	0	4	3	0	0	4	3
Burglary/Breaking and Entering	141	16	18	6	5	2	15	1	1	0	180	25
Counterfeiting/Forgery	19	5	3	1	0	0	6	0	0	0	28	6
Destruction/Damage/Vandalism Of Property	36	10	17	3	6	0	17	2	2	0	78	15
Drug/Narcotic Offenses	148	104	57	20	4	4	95	26	33	15	337	169
Embezzlement	0	0	0	0	0	0	0	0	0	0	0	0
Extortion/Blackmail	0	0	0	0	0	0	0	0	0	0	0	0
Fraud Offenses	13	3	11	2	1	0	4	0	2	0	31	5
Gambling Offenses	0	0	0	0	0	0	0	0	0	0	0	0
Homicide Offenses	4	4	0	0	0	0	1	1	0	0	5	5
Kidnapping/Abduction	2	1	0	0	0	0	3	0	0	0	5	1
Larceny/Theft Offenses	82	23	73	7	4	1	74	7	0	0	233	38
Motor Vehicle Theft	29	1	13	3	0	0	5	0	0	0	47	4
Pornography/Obscene Material	10	7	0	0	0	0	0	0	0	0	10	7
Prostitution Offenses	0	0	0	0	0	0	0	0	0	0	0	0
Robbery	24	4	0	0	0	0	2	2	0	0	26	6
Sex Offenses, Forcible	19	9	0	0	0	0	3	2	0	0	22	11
Sex Offenses, Nonforcible	2	1	0	0	0	0	0	0	0	0	2	1
Stolen Property Offenses (Receiving, etc.)	8	5	9	1	0	0	9	6	0	0	26	12
Weapon Law Violations	6	6	0	0	0	0	2	0	4	0	12	6
Total	740	360	211	46	23	8	279	66	45	18	1298	498

Franklin County

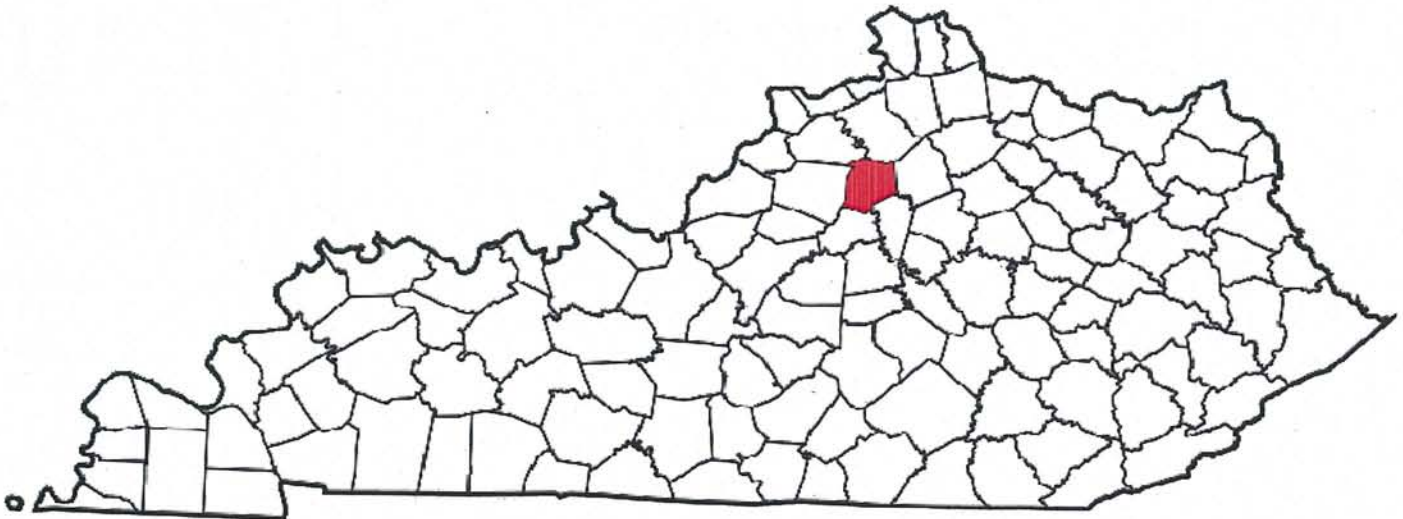
A CRIME IS COMMITTED IN FRANKLIN COUNTY
EVERY 2 HOURS AND 36 MINUTES

FULL TIME SWORN LAW ENFORCEMENT EMPLOYEES

Agency	Male	Female	Total
STATE POLICE	6	1	7
FRANKLIN COUNTY SHERIFF'S DEPARTMENT	17	1	18
**FRANKFORT POLICE DEPARTMENT	58	1	59
KENTUCKY STATE UNIVERSITY	7	6	13
ALL OTHER AGENCIES	26	6	32

**Note: Frankfort Police Department reported summary for a portion of the year before moving to KYOPS.

**Kentucky State Police Troopers may be assigned to multiple counties per post.



County Seat: Frankfort
Population: 49,285
Registered Sex Offenders: 97

**FRANKLIN
COUNTY**

Group A Offenses By Category	State Police		Sheriff		Frankfort PD		KSU Police Dept.		All Other Agencies		Total	
	Offenses		Offenses		Offenses		Offenses		Offenses		Offenses	
	Reported	Cleared	Reported	Cleared	Reported	Cleared	Reported	Cleared	Reported	Cleared	Reported	Cleared
Arson	2	1	0	0	3	0	1	0	0	0	6	1
Assault Offenses	61	39	137	51	358	80	16	5	0	0	572	175
Bribery	0	0	0	0	0	0	0	0	0	0	0	0
Burglary/Breaking and Entering	35	5	142	14	246	20	20	2	0	0	443	41
Counterfeiting/Forgery	3	1	39	26	88	40	0	0	0	0	130	67
Destruction/Damage/Vandalism Of Property	29	7	108	5	221	8	19	0	0	0	377	20
Drug/Narcotic Offenses	106	83	78	54	154	136	4	3	0	0	342	276
Embezzlement	0	0	0	0	0	0	0	0	0	0	0	0
Extortion/Blackmail	0	0	0	0	0	0	1	0	0	0	1	0
Fraud Offenses	7	2	47	11	84	2	4	0	5	2	147	17
Gambling Offenses	0	0	0	0	0	0	0	0	0	0	0	0
Homicide Offenses	1	1	1	1	0	0	0	0	0	0	2	2
Kidnapping/Abduction	0	0	11	1	7	1	0	0	0	0	18	2
Larceny/Theft Offenses	97	26	275	24	569	87	92	12	0	0	1033	149
Motor Vehicle Theft	3	2	16	2	59	5	0	0	0	0	78	9
Pornography/Obscene Material	4	4	0	0	0	0	0	0	10	6	14	10
Prostitution Offenses	0	0	0	0	0	0	0	0	0	0	0	0
Robbery	0	0	3	1	35	3	2	1	0	0	40	5
Sex Offenses, Forcible	37	14	21	12	26	13	2	0	0	0	86	39
Sex Offenses, Nonforcible	2	0	0	0	1	0	0	0	0	0	3	0
Stolen Property Offenses (Receiving, etc.)	12	3	12	5	9	5	3	2	0	0	36	15
Weapon Law Violations	3	3	23	22	1	1	1	1	0	0	28	27
Total	402	191	913	229	1861	401	165	26	15	8	3356	855

**Note: Frankfort Police Department reported summary for a portion of the year before moving to KYOPS. Additional data can be found in the Summary section of this publication.

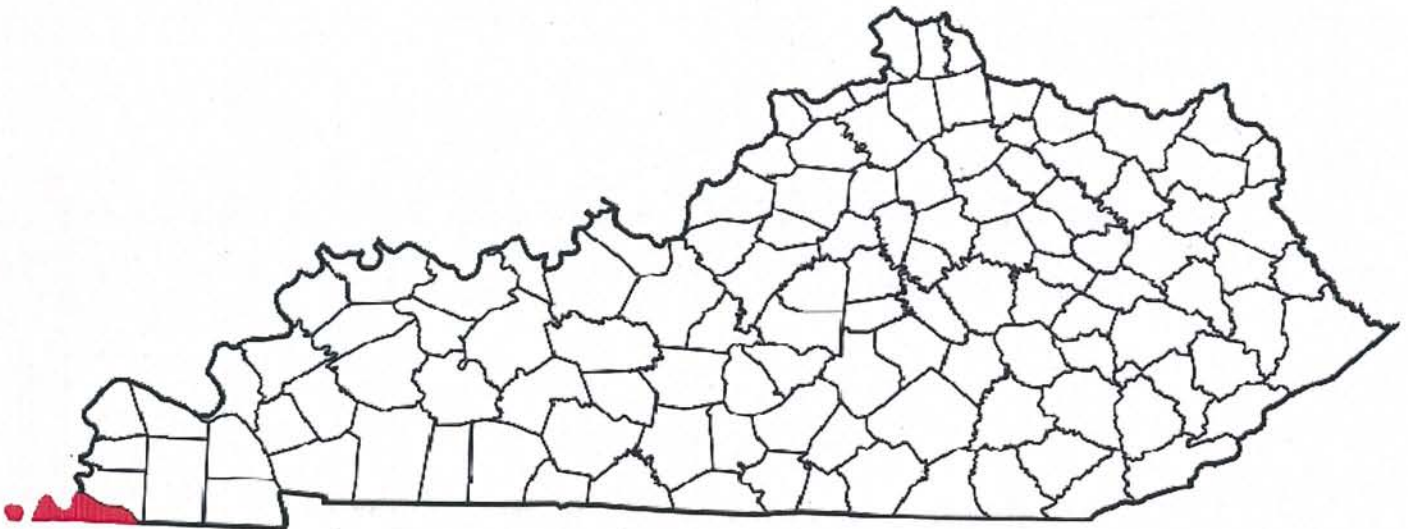
Fulton County

A CRIME IS COMMITTED IN FULTON COUNTY
EVERY 14 HOURS AND 33 MINUTES

FULL TIME SWORN LAW ENFORCEMENT EMPLOYEES

Agency	Male	Female	Total
STATE POLICE	3	0	3
FULTON COUNTY SHERIFF'S OFFICE	3	0	3
FULTON POLICE DEPARTMENT	9	0	9
ALL OTHER AGENCIES	2	0	2

**Kentucky State Police Troopers may be assigned to multiple counties per post.



County Seat: Hickman
Population: 6,813
Registered Sex Offenders: 27

FULTON COUNTY

Group A Offenses	State Police		Sheriff		Fulton		All Other Agencies		Total	
By Category	Offenses		Offenses		Offenses		Offenses		Offenses	
	Reported	Cleared	Reported	Cleared	Reported	Cleared	Reported	Cleared	Reported	Cleared
Arson	0	0	0	0	4	1	0	0	4	1
Assault Offenses	32	30	9	3	55	7	0	0	96	40
Bribery	0	0	0	0	0	0	0	0	0	0
Burglary/Breaking and Entering	2	0	13	1	27	2	0	0	42	3
Counterfeiting/Forgery	0	0	2	0	36	1	0	0	38	1
Destruction/Damage/Vandalism Of Property	1	0	13	2	39	5	0	0	53	7
Drug/Narcotic Offenses	9	6	9	2	71	14	16	9	105	31
Embezzlement	0	0	0	0	0	0	0	0	0	0
Extortion/Blackmail	0	0	0	0	1	0	0	0	1	0
Fraud Offenses	2	0	3	0	102	6	0	0	107	6
Gambling Offenses	0	0	0	0	0	0	0	0	0	0
Homicide Offenses	1	0	0	0	0	0	0	0	1	0
Kidnapping/Abduction	0	0	0	0	1	0	0	0	1	0
Larceny/Theft Offenses	5	1	21	1	98	8	0	0	124	10
Motor Vehicle Theft	1	0	5	0	7	0	0	0	13	0
Pornography/Obscene Material	2	0	0	0	0	0	0	0	2	0
Prostitution Offenses	0	0	0	0	0	0	0	0	0	0
Robbery	1	0	0	0	4	0	0	0	5	0
Sex Offenses, Forcible	4	3	0	0	1	1	0	0	5	4
Sex Offenses, Nonforcible	1	1	0	0	0	0	0	0	1	1
Stolen Property Offenses (Receiving, etc.)	0	0	0	0	3	0	0	0	3	0
Weapon Law Violations	1	1	0	0	0	0	0	0	1	1
Total	62	42	75	9	449	45	16	9	602	105

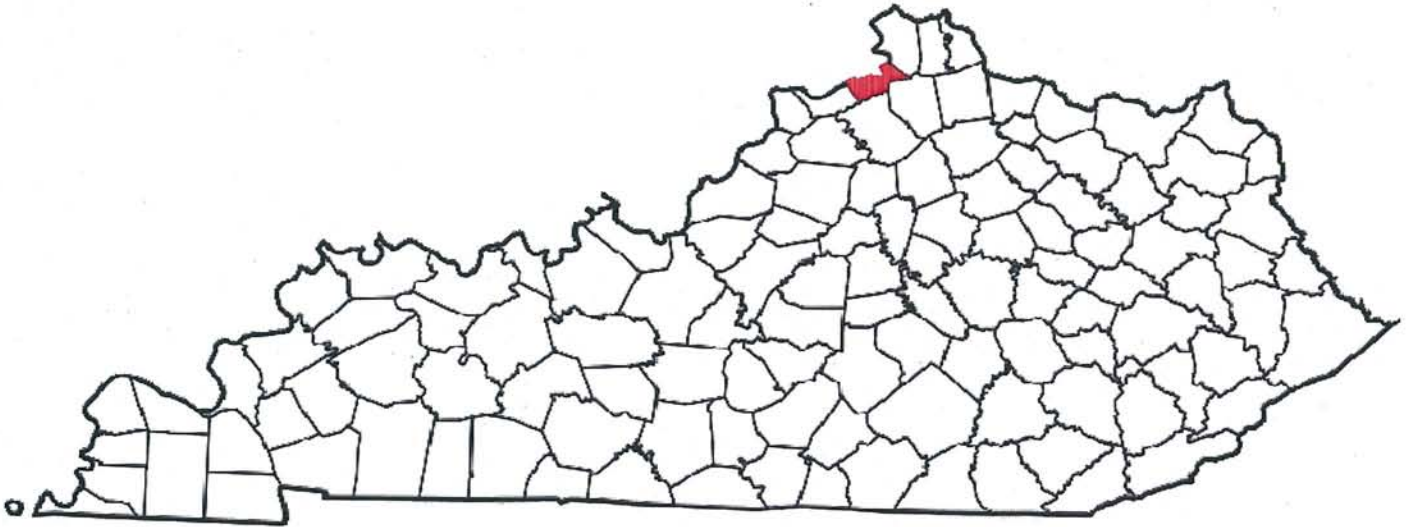
Gallatin County

A CRIME IS COMMITTED IN GALLATIN COUNTY
EVERY 23 HOURS AND 40 MINUTES

FULL TIME SWORN LAW ENFORCEMENT EMPLOYEES

Agency	Male	Female	Total
STATE POLICE	6	0	6
GALLATIN COUNTY SHERIFF'S OFFICE	9	1	10
WARSAW POLICE DEPARTMENT	5	0	5
ALL OTHER AGENCIES	0	0	0

**Kentucky State Police Troopers may be assigned to multiple counties per post.



County Seat: Warsaw
Population: 8,589
Registered Sex Offenders: 27

GALLATIN COUNTY

Group A Offenses	State Police		Sheriff		Warsaw		All Other Agencies		Total	
By Category	Offenses		Offenses		Offenses		Offenses		Offenses	
	Reported	Cleared	Reported	Cleared	Reported	Cleared	Reported	Cleared	Reported	Cleared
Arson	3	0	0	0	0	0	0	0	3	0
Assault Offenses	7	5	19	11	11	11	0	0	37	27
Bribery	0	0	0	0	0	0	0	0	0	0
Burglary/Breaking and Entering	6	2	46	9	8	2	0	0	60	13
Counterfeiting/Forgery	0	0	1	1	0	0	0	0	1	1
Destruction/Damage/Vandalism Of Property	2	0	15	5	8	1	0	0	25	6
Drug/Narcotic Offenses	90	89	11	9	7	7	0	0	108	105
Embezzlement	0	0	0	0	0	0	0	0	0	0
Extortion/Blackmail	0	0	0	0	0	0	0	0	0	0
Fraud Offenses	1	1	3	2	1	0	0	0	5	3
Gambling Offenses	0	0	0	0	0	0	0	0	0	0
Homicide Offenses	1	1	0	0	0	0	0	0	1	1
Kidnapping/Abduction	1	1	3	1	0	0	0	0	4	2
Larceny/Theft Offenses	7	4	69	11	12	6	0	0	88	21
Motor Vehicle Theft	0	0	9	0	1	0	0	0	10	0
Pornography/Obscene Material	0	0	0	0	1	0	0	0	1	0
Prostitution Offenses	0	0	0	0	0	0	0	0	0	0
Robbery	0	0	0	0	0	0	0	0	0	0
Sex Offenses, Forcible	14	7	2	0	0	0	0	0	16	7
Sex Offenses, Nonforcible	0	0	0	0	0	0	0	0	0	0
Stolen Property Offenses (Receiving, etc.)	0	0	5	2	2	2	0	0	7	4
Weapon Law Violations	3	3	1	1	0	0	0	0	4	4
Total	135	113	184	52	51	29	0	0	370	194

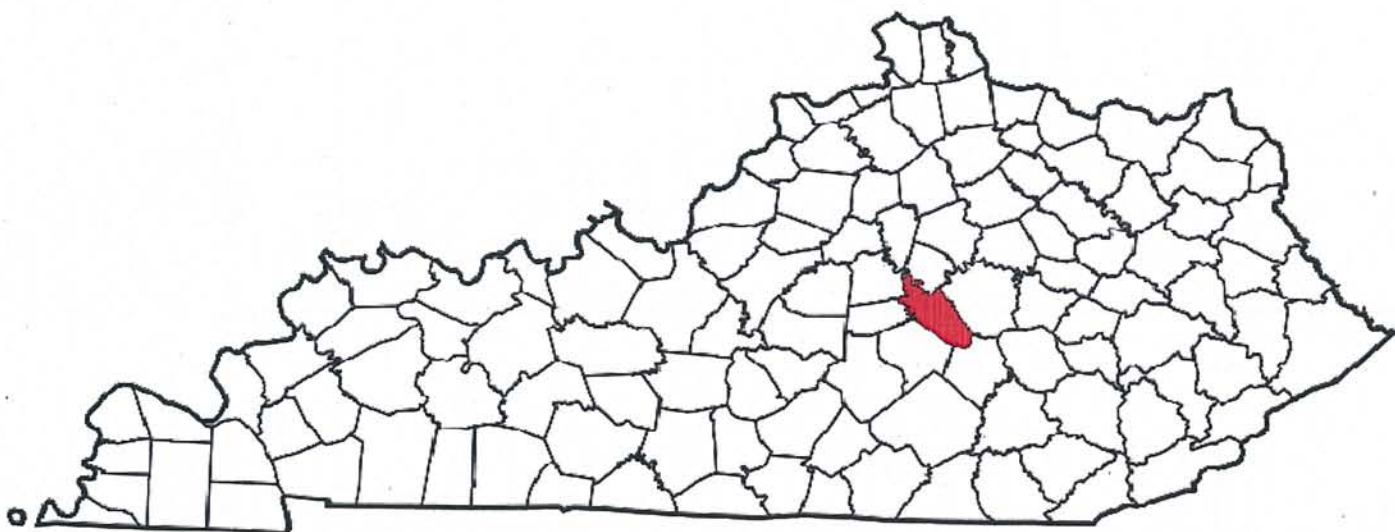
Garrard County

A CRIME IS COMMITTED IN GARRARD COUNTY
EVERY 17 HOURS AND 48 MINUTES

FULL TIME SWORN LAW ENFORCEMENT EMPLOYEES

Agency	Male	Female	Total
STATE POLICE	2	0	2
GARRARD COUNTY SHERIFF'S OFFICE	8	0	8
LANCASTER POLICE DEPARTMENT	7	1	8
ALL OTHER AGENCIES	1	0	1

**Kentucky State Police Troopers may be assigned to multiple counties per post.



County Seat: Lancaster
Population: 16,912
Registered Sex Offenders: 27

**GARRARD
COUNTY**

Group A Offenses	State Police		Sheriff		Lancaster		All Other Agencies		Total	
By Category	Offenses		Offenses		Offenses		Offenses		Offenses	
	Reported	Cleared	Reported	Cleared	Reported	Cleared	Reported	Cleared	Reported	Cleared
Arson	5	0	0	0	0	0	0	0	5	0
Assault Offenses	20	15	5	5	29	13	0	0	54	33
Bribery	0	0	0	0	0	0	0	0	0	0
Burglary/Breaking and Entering	37	5	16	0	37	5	0	0	90	10
Counterfeiting/Forgery	3	3	5	0	10	0	0	0	18	3
Destruction/Damage/Vandalism Of Property	2	0	7	1	25	1	1	1	35	3
Drug/Narcotic Offenses	48	37	19	2	32	31	0	0	99	70
Embezzlement	0	0	0	0	0	0	0	0	0	0
Extortion/Blackmail	0	0	0	0	0	0	0	0	0	0
Fraud Offenses	11	10	0	0	2	0	0	0	13	10
Gambling Offenses	0	0	1	1	0	0	0	0	1	1
Homicide Offenses	1	1	0	0	0	0	0	0	1	1
Kidnapping/Abduction	0	0	1	1	0	0	0	0	1	1
Larceny/Theft Offenses	16	5	43	0	58	3	0	0	117	8
Motor Vehicle Theft	3	0	7	0	5	1	0	0	15	1
Pornography/Obscene Material	0	0	0	0	0	0	0	0	0	0
Prostitution Offenses	0	0	0	0	0	0	0	0	0	0
Robbery	2	1	1	0	1	0	0	0	4	1
Sex Offenses, Forcible	22	17	1	0	2	1	0	0	25	18
Sex Offenses, Nonforcible	2	1	0	0	0	0	0	0	2	1
Stolen Property Offenses (Receiving, etc.)	1	0	2	0	4	3	0	0	7	3
Weapon Law Violations	3	3	1	0	1	0	0	0	5	3
Total	176	98	109	10	206	58	1	1	492	167

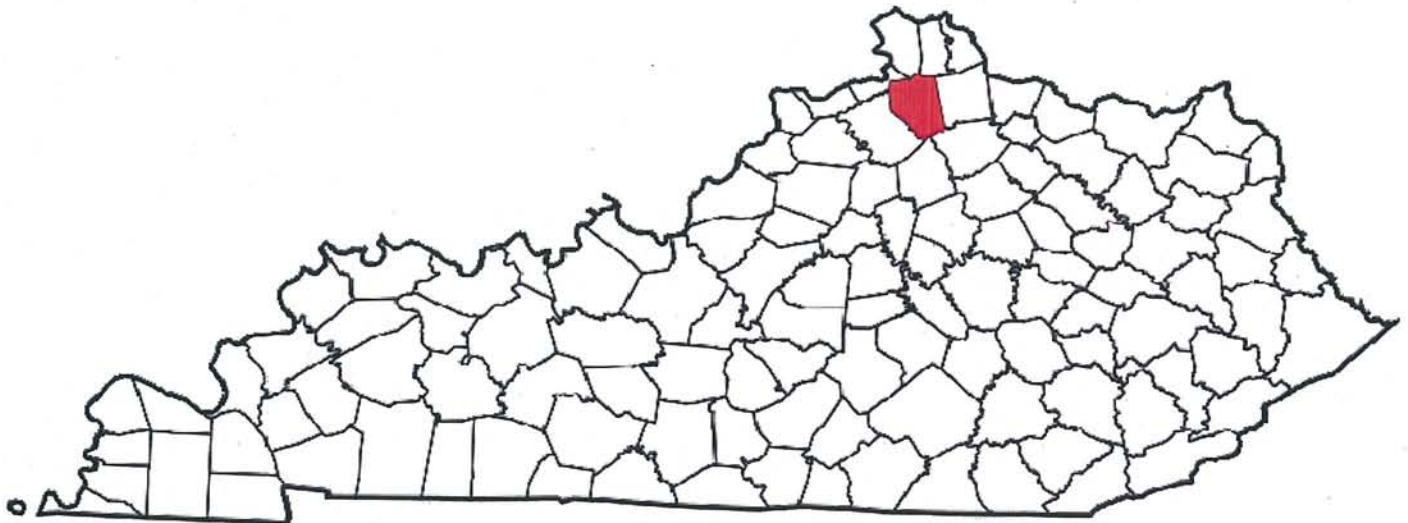
Grant County

A CRIME IS COMMITTED IN GRANT COUNTY
EVERY 6 HOURS AND 6 MINUTES

FULL TIME SWORN LAW ENFORCEMENT EMPLOYEES

Agency	Male	Female	Total
STATE POLICE	8	0	8
GRANT COUNTY SHERIFF'S OFFICE	13	0	13
DRY RIDGE POLICE DEPARTMENT	1	0	1
WILLIAMSTOWN POLICE DEPARTMENT	7	0	7
ALL OTHER AGENCIES	0	0	0

**Kentucky State Police Troopers may be assigned to multiple counties per post.



County Seat: Williamstown
Population: 24,662
Registered Sex Offenders: 67

GRANT COUNTY

Group A Offenses	State Police		Sheriff		Dry Ridge PD		Williamstown		All Other Agencies		Total	
By Category	Offenses		Offenses		Offenses		Offenses		Offenses		Offenses	
	Reported	Cleared	Reported	Cleared	Reported	Cleared	Reported	Cleared	Reported	Cleared	Reported	Cleared
Arson	1	0	1	0	0	0	1	0	0	0	3	0
Assault Offenses	81	63	54	39	0	0	30	8	0	0	165	110
Bribery	0	0	0	0	0	0	0	0	0	0	0	0
Burglary/Breaking and Entering	75	15	52	4	6	0	15	4	0	0	148	23
Counterfeiting/Forgery	42	18	42	35	0	0	2	0	0	0	86	53
Destruction/Damage/Vandalism Of Property	39	16	36	4	0	0	19	1	0	0	94	21
Drug/Narcotic Offenses	158	147	42	39	3	3	8	4	0	0	211	193
Embezzlement	0	0	0	0	0	0	0	0	0	0	0	0
Extortion/Blackmail	0	0	0	0	0	0	0	0	0	0	0	0
Fraud Offenses	4	3	131	3	2	1	11	0	0	0	148	7
Gambling Offenses	0	0	0	0	0	0	0	0	0	0	0	0
Homicide Offenses	0	0	0	0	0	0	0	0	0	0	0	0
Kidnapping/Abduction	5	0	0	0	0	0	1	1	0	0	6	1
Larceny/Theft Offenses	143	71	133	39	30	11	85	7	0	0	391	128
Motor Vehicle Theft	13	2	16	4	1	0	7	0	0	0	37	6
Pornography/Obscene Material	38	37	0	0	0	0	1	0	0	0	39	37
Prostitution Offenses	0	0	0	0	0	0	0	0	0	0	0	0
Robbery	5	0	5	5	1	0	0	0	0	0	11	5
Sex Offenses, Forcible	34	22	1	0	0	0	1	0	0	0	36	22
Sex Offenses, Nonforcible	2	1	1	1	0	0	0	0	0	0	3	2
Stolen Property Offenses (Receiving, etc.)	25	21	10	7	0	0	1	0	0	0	36	28
Weapon Law Violations	15	15	7	7	0	0	0	0	0	0	22	22
Total	680	431	531	187	43	15	182	25	0	0	1436	658

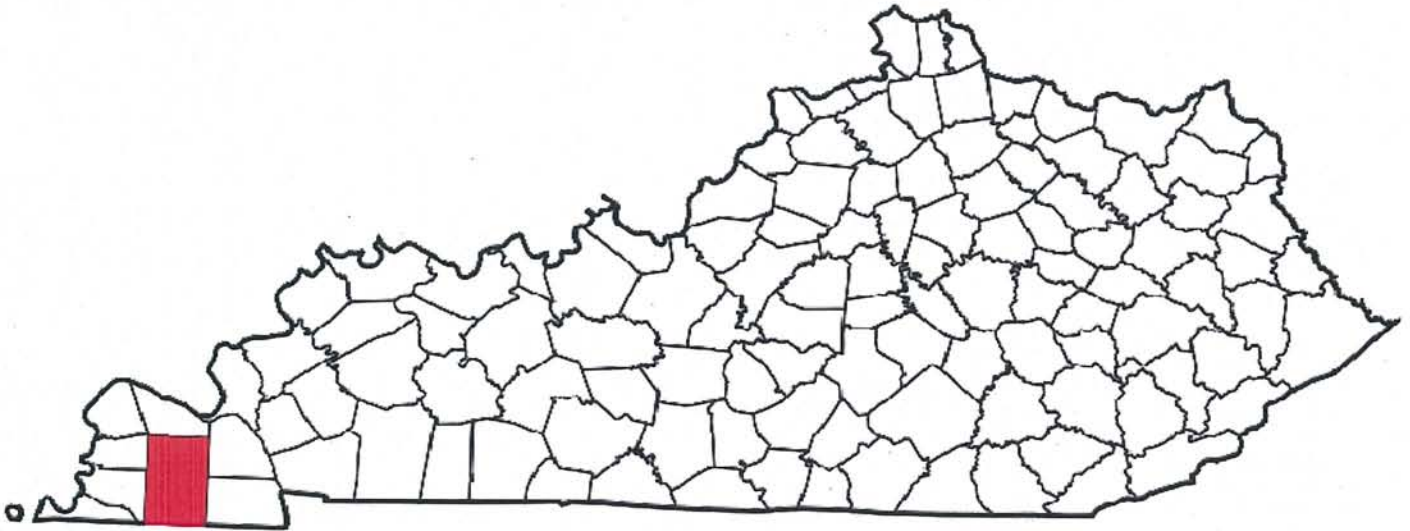
Graves County

A CRIME IS COMMITTED IN GRAVES COUNTY
EVERY 3 HOURS AND 44 MINUTES

FULL TIME SWORN LAW ENFORCEMENT EMPLOYEES

Agency	Male	Female	Total
STATE POLICE	4	2	6
GRAVES COUNTY SHERIFF'S OFFICE	11	0	11
MAYFIELD POLICE DEPARTMENT	24	0	24
ALL OTHER AGENCIES	2	0	2

**Kentucky State Police Troopers may be assigned to multiple counties per post.



County Seat: Mayfield
Population: 37,121
Registered Sex Offenders: 64

GRAVES COUNTY

Group A Offenses	State Police		Sheriff		Mayfield		All Other Agencies		Total	
By Category	Offenses		Offenses		Offenses		Offenses		Offenses	
	Reported	Cleared	Reported	Cleared	Reported	Cleared	Reported	Cleared	Reported	Cleared
Arson	0	0	4	0	0	0	0	0	4	0
Assault Offenses	118	108	194	127	184	117	8	7	504	359
Bribery	3	3	1	1	0	0	0	0	4	4
Burglary/Breaking and Entering	40	10	98	21	72	21	0	0	210	52
Counterfeiting/Forgery	20	9	25	11	28	9	0	0	73	29
Destruction/Damage/Vandalism Of Property	26	9	84	30	45	19	0	0	155	58
Drug/Narcotic Offenses	50	30	191	159	360	286	136	45	737	520
Embezzlement	0	0	0	0	0	0	0	0	0	0
Extortion/Blackmail	0	0	0	0	0	0	0	0	0	0
Fraud Offenses	13	6	19	7	16	8	0	0	48	21
Gambling Offenses	0	0	0	0	0	0	0	0	0	0
Homicide Offenses	0	0	0	0	2	2	0	0	2	2
Kidnapping/Abduction	1	1	5	4	4	3	0	0	10	8
Larceny/Theft Offenses	71	18	138	28	158	56	0	0	367	102
Motor Vehicle Theft	16	13	20	7	10	3	0	0	46	23
Pornography/Obscene Material	1	1	2	1	3	1	0	0	6	3
Prostitution Offenses	0	0	0	0	0	0	0	0	0	0
Robbery	1	1	3	0	8	2	0	0	12	3
Sex Offenses, Forcible	24	10	10	2	20	15	0	0	54	27
Sex Offenses, Nonforcible	0	0	1	0	0	0	0	0	1	0
Stolen Property Offenses (Receiving, etc.)	14	9	16	14	15	9	1	1	46	33
Weapon Law Violations	6	5	33	23	23	20	0	0	62	48
Total	404	233	844	435	948	571	145	53	2341	1292

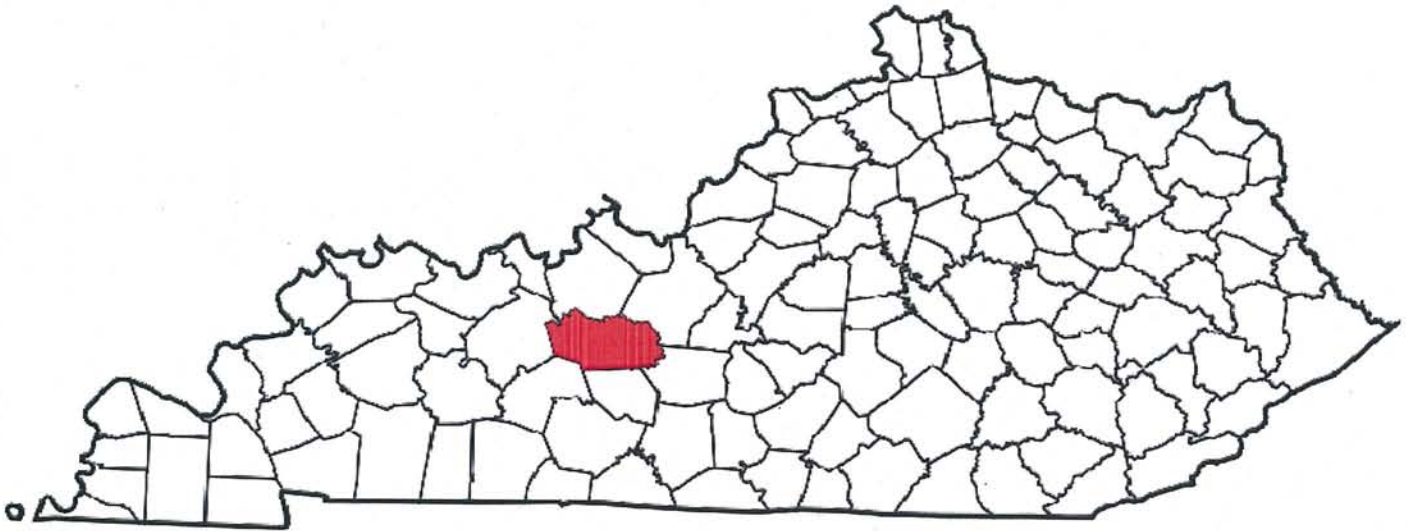
Grayson County

A CRIME IS COMMITTED IN GRAYSON COUNTY
EVERY 4 HOURS AND 45 MINUTES

FULL TIME SWORN LAW ENFORCEMENT EMPLOYEES

Agency	Male	Female	Total
STATE POLICE	4	0	4
GRAYSON COUNTY SHERIFF'S OFFICE	8	0	8
CLARKSON POLICE DEPARTMENT	1	0	1
LEITCHFIELD POLICE DEPARTMENT	14	0	14
ALL OTHER AGENCIES	1	0	1

**Kentucky State Police Troopers may be assigned to multiple counties per post.



County Seat: Leitchfield
Population: 25,746
Registered Sex Offenders: 45

GRAYSON COUNTY

Group A Offenses	State Police		Sheriff		Clarkson		Leitchfield		All Other Agencies		Total	
By Category	Offenses		Offenses		Offenses		Offenses		Offenses		Offenses	
	Reported	Cleared	Reported	Cleared	Reported	Cleared	Reported	Cleared	Reported	Cleared	Reported	Cleared
Arson	1	1	0	0	0	0	0	0	0	0	1	1
Assault Offenses	17	14	16	8	0	0	12	9	0	0	45	31
Bribery	0	0	0	0	0	0	1	0	0	0	1	0
Burglary/Breaking and Entering	6	2	42	7	0	0	46	1	0	0	94	10
Counterfeiting/Forgery	0	0	0	0	0	0	7	5	0	0	7	5
Destruction/Damage/Vandalism Of Property	2	1	17	3	1	0	41	6	0	0	61	10
Drug/Narcotic Offenses	38	25	17	17	2	2	88	80	2	2	147	126
Embezzlement	0	0	0	0	0	0	0	0	0	0	0	0
Extortion/Blackmail	0	0	0	0	0	0	0	0	0	0	0	0
Fraud Offenses	5	2	5	0	0	0	7	0	0	0	17	2
Gambling Offenses	0	0	0	0	0	0	0	0	0	0	0	0
Homicide Offenses	0	0	0	0	0	0	0	0	0	0	0	0
Kidnapping/Abduction	0	0	0	0	0	0	0	0	0	0	0	0
Larceny/Theft Offenses	4	0	53	8	2	0	116	24	2	2	177	34
Motor Vehicle Theft	1	0	9	1	0	0	7	1	0	0	17	2
Pornography/Obscene Material	1240	1240	0	0	0	0	0	0	0	0	1240	1240
Prostitution Offenses	0	0	0	0	0	0	0	0	0	0	0	0
Robbery	0	0	0	0	0	0	0	0	0	0	0	0
Sex Offenses, Forcible	12	5	1	0	0	0	7	0	0	0	20	5
Sex Offenses, Nonforcible	0	0	0	0	0	0	0	0	0	0	0	0
Stolen Property Offenses (Receiving, etc.)	3	2	3	0	0	0	4	0	0	0	10	2
Weapon Law Violations	0	0	0	0	0	0	3	3	0	0	3	3
Total	1329	1292	163	44	5	2	339	129	4	4	1840	1471

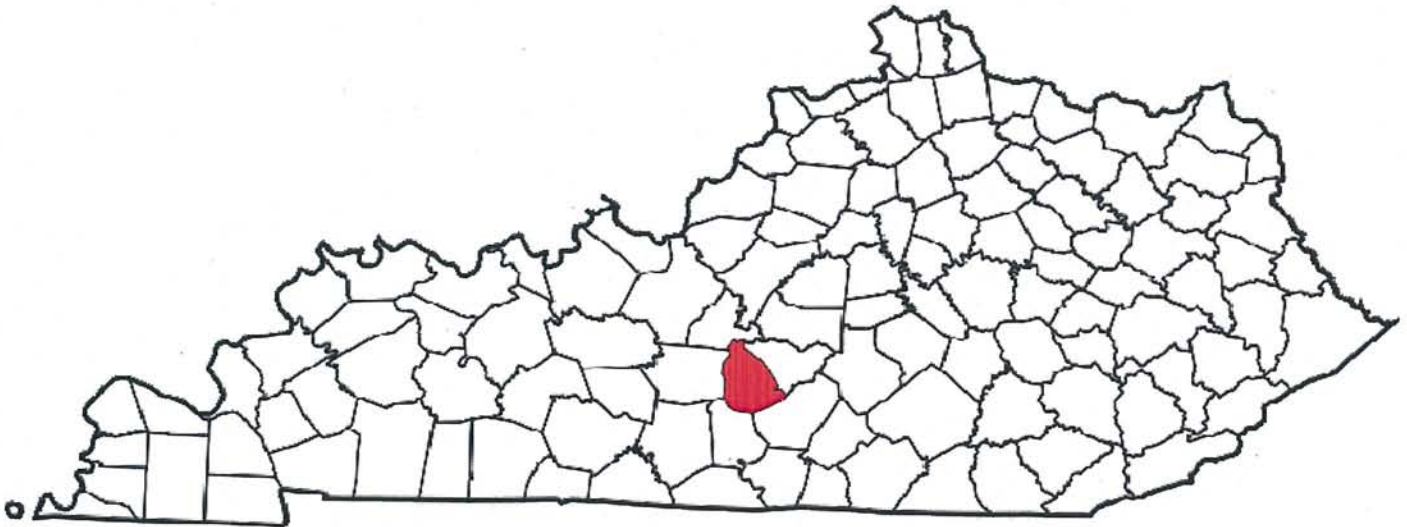
Green County

A CRIME IS COMMITTED IN GREEN COUNTY
EVERY 35 HOURS AND 54 MINUTES

FULL TIME SWORN LAW ENFORCEMENT EMPLOYEES

Agency	Male	Female	Total
STATE POLICE	1	0	1
GREEN COUNTY SHERIFF'S OFFICE	5	0	5
GREENSBURG POLICE DEPARTMENT	6	0	6
ALL OTHER AGENCIES	0	0	0

**Kentucky State Police Troopers may be assigned to multiple counties per post.



County Seat: Greensburg
Population: 11,258
Registered Sex Offenders: 12

**GREEN
COUNTY**

Group A Offenses	State Police		Sheriff		Greensburg		All Other Agencies		Total	
By Category	Offenses		Offenses		Offenses		Offenses		Offenses	
	Reported	Cleared	Reported	Cleared	Reported	Cleared	Reported	Cleared	Reported	Cleared
Arson	3	0	0	0	0	0	0	0	3	0
Assault Offenses	4	4	10	10	21	12	0	0	35	26
Bribery	0	0	0	0	0	0	0	0	0	0
Burglary/Breaking and Entering	8	1	3	2	6	0	0	0	17	3
Counterfeiting/Forgery	6	2	2	2	14	0	0	0	22	4
Destruction/Damage/Vandalism Of Property	2	0	2	1	5	2	0	0	9	3
Drug/Narcotic Offenses	58	26	7	7	22	16	0	0	87	49
Embezzlement	0	0	0	0	0	0	0	0	0	0
Extortion/Blackmail	0	0	0	0	0	0	0	0	0	0
Fraud Offenses	2	1	1	1	4	1	0	0	7	3
Gambling Offenses	0	0	0	0	0	0	0	0	0	0
Homicide Offenses	0	0	0	0	0	0	0	0	0	0
Kidnapping/Abduction	0	0	0	0	0	0	0	0	0	0
Larceny/Theft Offenses	7	4	9	4	27	8	0	0	43	16
Motor Vehicle Theft	1	0	1	1	0	0	0	0	2	1
Pornography/Obscene Material	1	0	0	0	0	0	0	0	1	0
Prostitution Offenses	0	0	0	0	0	0	0	0	0	0
Robbery	0	0	0	0	0	0	0	0	0	0
Sex Offenses, Forcible	9	4	1	0	1	0	0	0	11	4
Sex Offenses, Nonforcible	0	0	0	0	0	0	0	0	0	0
Stolen Property Offenses (Receiving, etc.)	0	0	4	2	0	0	0	0	4	2
Weapon Law Violations	1	1	0	0	2	2	0	0	3	3
Total	102	43	40	30	102	41	0	0	244	114

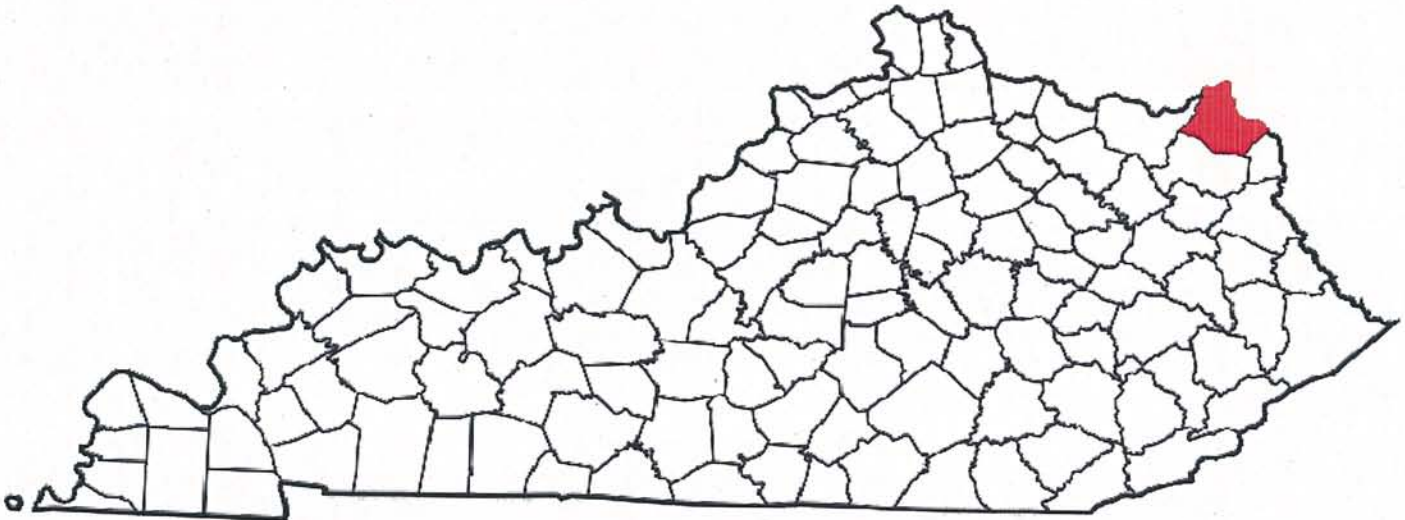
Greenup County

A CRIME IS COMMITTED IN GREENUP COUNTY EVERY 8 HOURS

FULL TIME SWORN LAW ENFORCEMENT EMPLOYEES

Agency	Male	Female	Total
STATE POLICE	6	0	6
GREENUP COUNTY SHERIFF'S OFFICE	14	1	15
BELLEFONTE POLICE DEPARTMENT	4	0	4
FLATWOODS POLICE DEPARTMENT	10	0	10
GREENUP POLICE DEPARTMENT	3	0	3
RACELAND POLICE DEPARTMENT	5	1	6
SOUTH SHORE POLICE DEPARTMENT	1	0	1
RUSSELL POLICE DEPARTMENT	12	0	12
WORTHINGTON POLICE DEPARTMENT	4	0	4
WURLAND POLICE DEPARTMENT	1	0	1
ALL OTHER AGENCIES	0	0	0

**Kentucky State Police Troopers may be assigned to multiple counties per post.



County Seat: Greenup
 Population: 36,910
 Registered Sex Offenders: 37

**GREENUP
COUNTY**

Group A Offenses	State Police		Sheriff		Bellefonte		Flatwoods		Greenup		South Shore	
By Category	Offenses		Offenses		Offenses		Offenses		Offenses		Offenses	
	Reported	Cleared	Reported	Cleared	Reported	Cleared	Reported	Cleared	Reported	Cleared	Reported	Cleared
Arson	5	4	0	0	0	0	0	0	0	0	0	0
Assault Offenses	22	22	17	8	1	1	43	40	3	3	2	2
Bribery	1	1	0	0	0	0	0	0	0	0	0	0
Burglary/Breaking and Entering	40	10	33	2	1	0	57	7	0	0	0	0
Counterfeiting/Forgery	7	4	22	0	0	0	27	3	0	0	0	0
Destruction/Damage/Vandalism Of Property	13	4	6	1	0	0	11	5	0	0	0	0
Drug/Narcotic Offenses	24	5	18	13	0	0	47	45	1	1	5	5
Embezzlement	0	0	0	0	0	0	0	0	0	0	0	0
Extortion/Blackmail	0	0	0	0	0	0	1	0	0	0	0	0
Fraud Offenses	14	6	10	3	0	0	17	1	0	0	0	0
Gambling Offenses	0	0	0	0	0	0	0	0	0	0	0	0
Homicide Offenses	0	0	2	0	0	0	0	0	0	0	0	0
Kidnapping/Abduction	0	0	0	0	0	0	0	0	0	0	0	0
Larceny/Theft Offenses	86	44	22	2	3	1	106	13	2	0	1	0
Motor Vehicle Theft	8	1	9	1	0	0	3	0	0	0	0	0
Pornography/Obscene Material	0	0	0	0	0	0	0	0	0	0	0	0
Prostitution Offenses	0	0	0	0	0	0	0	0	0	0	0	0
Robbery	0	0	1	0	0	0	3	0	0	0	0	0
Sex Offenses, Forcible	31	21	5	1	0	0	2	1	0	0	0	0
Sex Offenses, Nonforcible	1	0	0	0	0	0	0	0	0	0	0	0
Stolen Property Offenses (Receiving, etc.)	4	3	2	0	1	0	13	3	0	0	0	0
Weapon Law Violations	1	0	0	0	0	0	4	2	0	0	0	0
Total	257	125	147	31	6	2	334	120	6	4	8	7

**GREENUP
COUNTY**

Group A Offenses	Russell		Worthington		Wurtland		Raceland		All other Agencies		Total	
By Category	Offenses		Offenses		Offenses		Offenses		Offenses		Offenses	
	Reported	Cleared	Reported	Cleared	Reported	Cleared	Reported	Cleared	Reported	Cleared	Reported	Cleared
Arson	1	0	0	0	0	0	0	0	0	0	6	4
Assault Offenses	21	13	2	2	0	0	6	4	0	0	117	95
Bribery	0	0	0	0	0	0	0	0	0	0	1	1
Burglary/Breaking and Entering	24	1	5	1	0	0	8	3	0	0	168	24
Counterfeiting/Forgery	27	1	0	0	0	0	3	3	0	0	86	11
Destruction/Damage/Vandalism Of Property	18	3	2	0	0	0	10	0	0	0	60	13
Drug/Narcotic Offenses	30	23	0	0	0	0	13	11	0	0	138	103
Embezzlement	0	0	0	0	0	0	0	0	0	0	0	0
Extortion/Blackmail	1	0	0	0	0	0	0	0	0	0	2	0
Fraud Offenses	14	0	0	0	0	0	3	0	0	0	58	10
Gambling Offenses	0	0	0	0	0	0	0	0	0	0	0	0
Homicide Offenses	0	0	0	0	0	0	0	0	0	0	2	0
Kidnapping/Abduction	0	0	0	0	0	0	0	0	0	0	0	0
Larceny/Theft Offenses	90	14	3	2	0	0	21	4	0	0	334	80
Motor Vehicle Theft	2	0	0	0	0	0	1	1	0	0	23	3
Pornography/Obscene Material	0	0	0	0	0	0	0	0	0	0	0	0
Prostitution Offenses	0	0	0	0	0	0	0	0	0	0	0	0
Robbery	2	0	0	0	0	0	0	0	0	0	6	0
Sex Offenses, Forcible	2	0	9	8	0	0	1	0	0	0	50	31
Sex Offenses, Nonforcible	0	0	4	4	0	0	4	0	0	0	9	4
Stolen Property Offenses (Receiving, etc.)	6	3	0	0	0	0	2	2	0	0	28	11
Weapon Law Violations	0	0	0	0	0	0	0	0	0	0	5	2
Total	238	58	25	17	0	0	72	28	0	0	1093	392

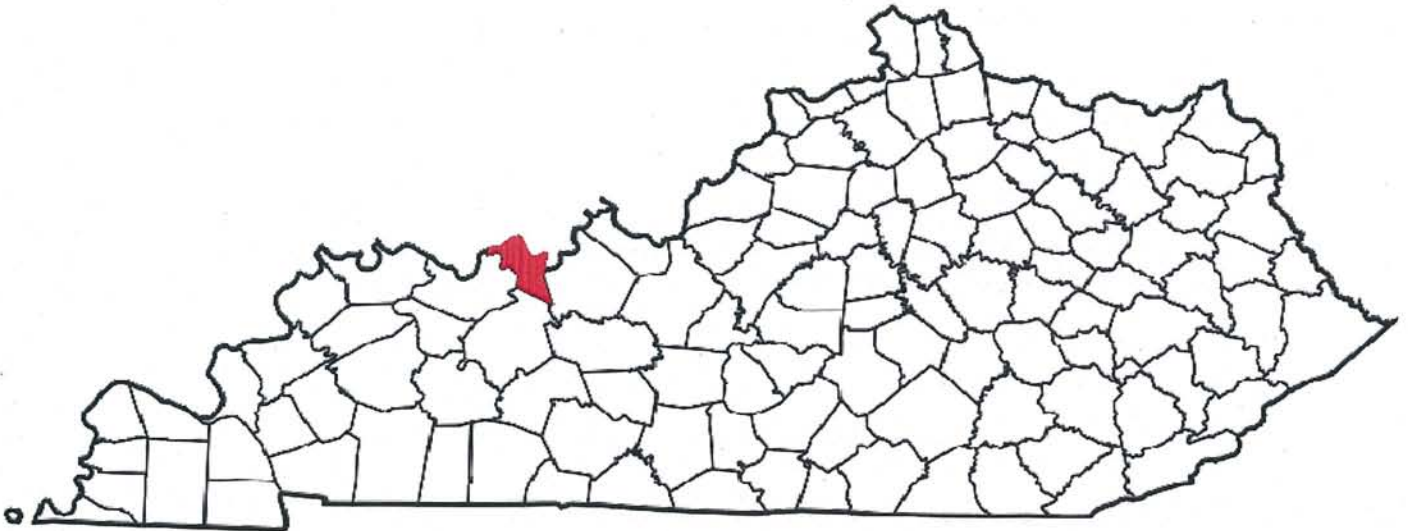
Hancock County

A CRIME IS COMMITTED IN HANCOCK COUNTY
EVERY 2 DAYS AND 20 HOURS

FULL TIME SWORN LAW ENFORCEMENT EMPLOYEES

Agency	Male	Female	Total
STATE POLICE	7	0	7
HANCOCK COUNTY SHERIFF'S OFFICE	7	0	7
HAWESVILLE POLICE DEPARTMENT	1	0	1
LEWISPORT POLICE DEPARTMENT	2	0	2
ALL OTHER AGENCIES	0	0	0

**Kentucky State Police Troopers may be assigned to multiple counties per post.



County Seat: Hawesville
Population: 8,565
Registered Sex Offenders: 24

HANCOCK COUNTY

Group A Offenses	State Police		Sheriff		Hawesville		Lewisport		All Other Agencies		Total	
By Category	Offenses		Offenses		Offenses		Offenses		Offenses		Offenses	
	Reported	Cleared	Reported	Cleared	Reported	Cleared	Reported	Cleared	Reported	Cleared	Reported	Cleared
Arson	0	0	1	1	0	0	0	0	0	0	1	1
Assault Offenses	11	6	1	0	1	1	7	7	0	0	20	14
Bribery	0	0	0	0	0	0	0	0	0	0	0	0
Burglary/Breaking and Entering	2	1	9	0	2	0	3	1	0	0	16	2
Counterfeiting/Forgery	2	2	3	3	0	0	0	0	0	0	5	5
Destruction/Damage/Vandalism Of Property	2	0	5	0	2	1	4	2	0	0	13	3
Drug/Narcotic Offenses	7	7	14	13	2	2	10	10	0	0	33	32
Embezzlement	0	0	0	0	0	0	0	0	0	0	0	0
Extortion/Blackmail	0	0	0	0	0	0	0	0	0	0	0	0
Fraud Offenses	0	0	1	1	0	0	0	0	0	0	1	1
Gambling Offenses	0	0	0	0	0	0	0	0	0	0	0	0
Homicide Offenses	0	0	0	0	0	0	0	0	0	0	0	0
Kidnapping/Abduction	0	0	0	0	0	0	0	0	0	0	0	0
Larceny/Theft Offenses	2	2	13	1	3	1	5	0	0	0	23	4
Motor Vehicle Theft	0	0	2	0	0	0	0	0	0	0	2	0
Pornography/Obscene Material	2	0	0	0	0	0	0	0	0	0	2	0
Prostitution Offenses	0	0	0	0	0	0	0	0	0	0	0	0
Robbery	0	0	0	0	0	0	0	0	0	0	0	0
Sex Offenses, Forcible	5	4	0	0	0	0	0	0	0	0	5	4
Sex Offenses, Nonforcible	1	1	0	0	0	0	0	0	0	0	1	1
Stolen Property Offenses (Receiving, etc.)	2	2	0	0	0	0	1	1	0	0	3	3
Weapon Law Violations	1	1	0	0	0	0	2	2	0	0	3	3
Total	37	26	49	19	10	5	32	23	0	0	128	73

Hardin County

A CRIME IS COMMITTED IN HARDIN COUNTY
EVERY 1 HOUR AND 41 MINUTES

FULL TIME SWORN LAW ENFORCEMENT EMPLOYEES

Agency	Male	Female	Total
STATE POLICE	17	0	17
HARDIN COUNTY SHERIFF'S OFFICE	23	4	27
ELIZABETHTOWN POLICE DEPARTMENT	38	1	39
RADCLIFF POLICE DEPARTMENT	42	2	44
VINE GROVE POLICE DEPARTMENT	6	1	7
WEST POINT POLICE DEPARTMENT	4	0	4
GREATER HARDIN COUNTY TASK FORCE	1	0	0
ALL OTHER AGENCIES	1	0	0

**Kentucky State Police Troopers may be assigned to multiple counties per post.



County Seat: Elizabethtown
Population: 105,543
Registered Sex Offenders: 164

HARDIN COUNTY

Group A Offenses	State Police		Sheriff		Elizabethtown		Radcliff		Vine Grove	
By Category	Offenses		Offenses		Offenses		Offenses		Offenses	
	Reported	Cleared	Reported	Cleared	Reported	Cleared	Reported	Cleared	Reported	Cleared
Arson	0	0	3	0	13	1	6	2	0	0
Assault Offenses	121	113	36	13	382	22	314	218	32	19
Bribery	0	0	0	0	0	0	0	0	0	0
Burglary/Breaking and Entering	88	15	36	3	135	3	99	15	18	3
Counterfeiting/Forgery	39	23	8	0	130	52	68	6	3	0
Destruction/Damage/Vandalism Of Property	18	9	28	3	233	7	87	31	23	9
Drug/Narcotic Offenses	115	53	61	56	360	39	328	274	12	7
Embezzlement	0	0	0	0	0	0	0	0	0	0
Extortion/Blackmail	0	0	0	0	0	0	0	0	0	0
Fraud Offenses	14	10	21	2	140	4	102	36	33	0
Gambling Offenses	0	0	0	0	0	0	0	0	0	0
Homicide Offenses	2	2	0	0	2	0	2	0	0	0
Kidnapping/Abduction	0	0	1	0	2	0	4	1	0	0
Larceny/Theft Offenses	87	27	67	5	957	45	465	132	49	6
Motor Vehicle Theft	28	7	7	3	38	1	18	5	4	0
Pornography/Obscene Material	1	0	1	0	1	1	0	0	1	0
Prostitution Offenses	0	0	0	0	0	0	0	0	0	0
Robbery	1	1	0	0	17	2	30	8	0	0
Sex Offenses, Forcible	31	17	2	1	31	1	44	5	2	1
Sex Offenses, Nonforcible	4	2	0	0	4	0	2	0	0	0
Stolen Property Offenses (Receiving, etc.)	21	10	3	1	56	16	16	7	1	0
Weapon Law Violations	3	3	5	5	27	3	16	15	1	1
Total	573	292	279	92	2528	197	1601	755	179	46

HARDIN COUNTY

Group A Offenses	West Point		Greater Hardin TF		All Other Agencies		-		Total	
By Category	Offenses		Offenses		Offenses				Offenses	
	Reported	Cleared	Reported	Cleared	Reported	Cleared			Reported	Cleared
Arson	0	0	0	0	0	0			22	3
Assault Offenses	14	6	6	4	0	0			905	395
Bribery	0	0	1	0	0	0			1	0
Burglary/Breaking and Entering	11	2	0	0	0	0			387	41
Counterfeiting/Forgery	1	0	1	1	0	0			250	82
Destruction/Damage/Vandalism Of Property	0	0	0	0	0	0			389	59
Drug/Narcotic Offenses	26	25	297	151	0	0			1199	605
Embezzlement	0	0	0	0	0	0			0	0
Extortion/Blackmail	0	0	0	0	0	0			0	0
Fraud Offenses	3	0	30	5	0	0			343	57
Gambling Offenses	0	0	0	0	0	0			0	0
Homicide Offenses	0	0	0	0	0	0			6	2
Kidnapping/Abduction	0	0	0	0	0	0			7	1
Larceny/Theft Offenses	16	6	0	0	0	0			1641	221
Motor Vehicle Theft	3	0	0	0	1	1			99	17
Pornography/Obscene Material	0	0	0	0	1	0			5	1
Prostitution Offenses	0	0	0	0	0	0			0	0
Robbery	0	0	0	0	0	0			48	11
Sex Offenses, Forcible	0	0	0	0	0	0			110	25
Sex Offenses, Nonforcible	0	0	0	0	0	0			10	2
Stolen Property Offenses (Receiving, etc.)	1	1	2	2	0	0			100	37
Weapon Law Violations	2	2	3	2	0	0			57	31
Total	77	42	340	165	2	1	0	0	5579	1590

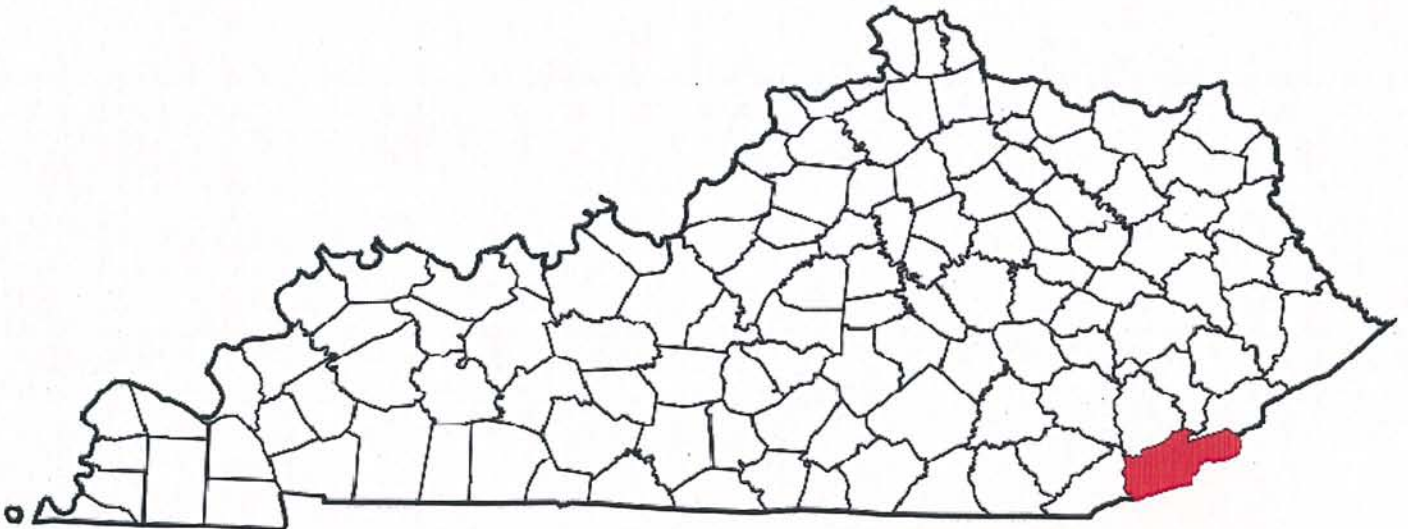
Harlan County

A CRIME IS COMMITTED IN HARLAN COUNTY
EVERY 7 HOURS AND 14 MINUTES

FULL TIME SWORN LAW ENFORCEMENT EMPLOYEES

Agency	Male	Female	Total
STATE POLICE	9	1	10
HARLAN COUNTY SHERIFF'S OFFICE	17	3	20
BENHAM POLICE DEPARTMENT	2	0	2
CUMBERLAND POLICE DEPARTMENT	7	2	9
EVARTS POLICE DEPARTMENT	4	0	4
HARLAN POLICE DEPARTMENT	12	0	12
LOYALL POLICE DEPARTMENT	1	0	0
ALL OTHER AGENCIES	4	0	0

**Kentucky State Police Troopers may be assigned to multiple counties per post.



County Seat: Harlan
Population: 29,278
Registered Sex Offenders: 38

HARLAN COUNTY

Group A Offenses	State Police		Sheriff		Benham		Cumberland		Evarts	
By Category	Offenses		Offenses		Offenses		Offenses		Offenses	
	Reported	Cleared	Reported	Cleared	Reported	Cleared	Reported	Cleared	Reported	Cleared
Arson	0	0	0	0	0	0	0	0	0	0
Assault Offenses	112	92	39	26	1	1	17	15	0	0
Bribery	0	0	0	0	0	0	0	0	0	0
Burglary/Breaking and Entering	127	17	37	3	4	2	23	7	0	0
Counterfeiting/Forgery	22	7	36	8	0	0	10	8	1	0
Destruction/Damage/Vandalism Of Property	56	11	14	5	1	0	15	3	1	0
Drug/Narcotic Offenses	46	27	250	77	1	1	27	27	24	3
Embezzlement	0	0	0	0	0	0	0	0	0	0
Extortion/Blackmail	0	0	0	0	0	0	0	0	0	0
Fraud Offenses	12	2	9	1	0	0	2	0	0	0
Gambling Offenses	0	0	0	0	0	0	0	0	0	0
Homicide Offenses	2	1	0	0	0	0	0	0	0	0
Kidnapping/Abduction	3	3	1	0	2	2	2	1	0	0
Larceny/Theft Offenses	167	32	49	4	2	2	20	12	0	0
Motor Vehicle Theft	9	1	8	1	0	0	0	0	1	0
Pornography/Obscene Material	0	0	0	0	0	0	0	0	0	0
Prostitution Offenses	0	0	1	1	0	0	0	0	0	0
Robbery	13	8	0	0	0	0	0	0	0	0
Sex Offenses, Forcible	16	9	0	0	1	1	1	0	0	0
Sex Offenses, Nonforcible	2	2	0	0	0	0	0	0	0	0
Stolen Property Offenses (Receiving, etc.)	7	3	5	2	1	0	0	0	1	0
Weapon Law Violations	3	2	4	3	0	0	1	1	0	0
Total	597	217	453	131	13	9	118	74	28	3

HARLAN COUNTY

Group A Offenses	Harlan		Loyall		All Other Agencies		-		Total	
By Category	Offenses		Offenses		Offenses		Offenses		Offenses	
	Reported	Cleared	Reported	Cleared	Reported	Cleared	Reported	Cleared	Reported	Cleared
Arson	0	0	0	0	0	0			0	0
Assault Offenses	13	10	9	9	2	2			193	155
Bribery	0	0	0	0	0	0			0	0
Burglary/Breaking and Entering	15	3	3	0	0	0			209	32
Counterfeiting/Forgery	20	5	16	16	0	0			105	44
Destruction/Damage/Vandalism Of Property	10	1	3	2	0	0			100	22
Drug/Narcotic Offenses	115	95	33	14	61	4			557	248
Embezzlement	0	0	0	0	0	0			0	0
Extortion/Blackmail	0	0	0	0	0	0			0	0
Fraud Offenses	1	0	0	0	0	0			24	3
Gambling Offenses	0	0	0	0	0	0			0	0
Homicide Offenses	0	0	0	0	0	0			2	1
Kidnapping/Abduction	1	0	0	0	0	0			9	6
Larceny/Theft Offenses	65	28	8	3	0	0			311	81
Motor Vehicle Theft	2	1	1	1	0	0			21	4
Pornography/Obscene Material	0	0	0	0	0	0			0	0
Prostitution Offenses	3	3	0	0	0	0			4	4
Robbery	0	0	0	0	0	0			13	8
Sex Offenses, Forcible	3	2	0	0	0	0			21	12
Sex Offenses, Nonforcible	0	0	0	0	0	0			2	2
Stolen Property Offenses (Receiving, etc.)	6	1	1	1	0	0			21	7
Weapon Law Violations	6	1	0	0	0	0			14	7
Total	260	150	74	46	63	6			1606	636

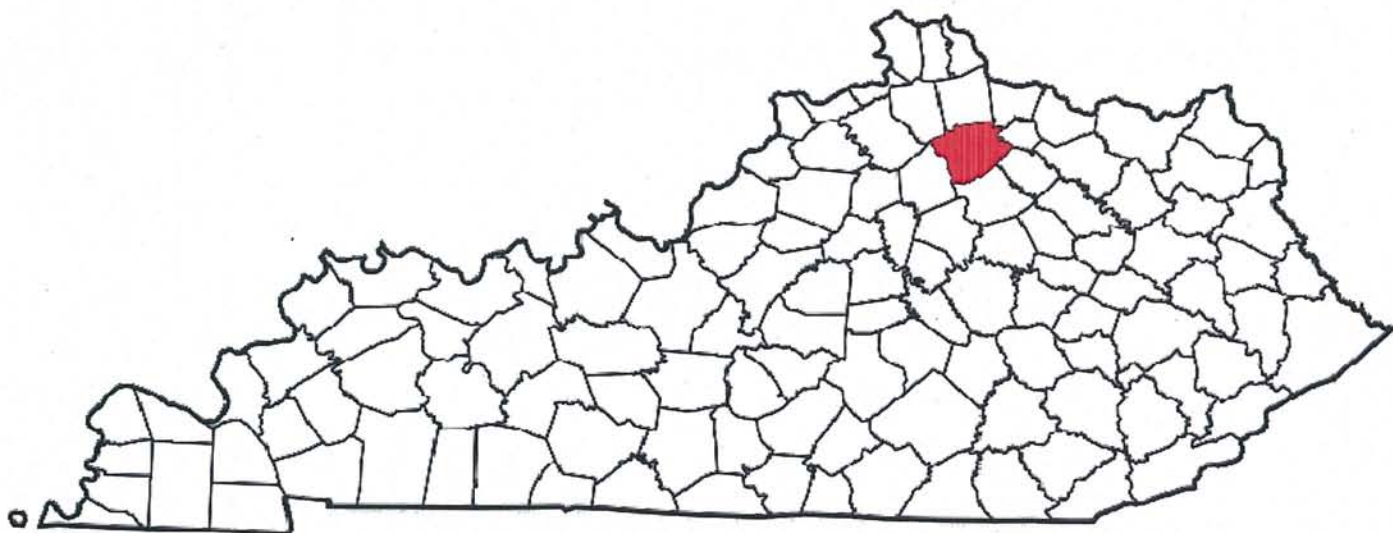
Harrison County

A CRIME IS COMMITTED IN HARRISON COUNTY
EVERY 3 HOURS AND 35 MINUTES

FULL TIME SWORN LAW ENFORCEMENT EMPLOYEES

Agency	Male	Female	Total
STATE POLICE	8	0	8
HARRISON COUNTY SHERIFF'S OFFICE	10	0	10
CYNTHIANA POLICE DEPARTMENT	16	0	16
ALL OTHER AGENCIES	0	0	0

**Kentucky State Police Troopers may be assigned to multiple counties per post.



County Seat: Cynthiana
Population: 18,846
Registered Sex Offenders: 40

HARRISON COUNTY

Group A Offenses	State Police		Sheriff		Cynthiana		All Other Agencies		Total	
By Category	Offenses		Offenses		Offenses		Offenses		Offenses	
	Reported	Cleared	Reported	Cleared	Reported	Cleared	Reported	Cleared	Reported	Cleared
Arson	5	3	0	0	2	0	0	0	7	3
Assault Offenses	21	19	68	18	198	73	0	0	287	110
Bribery	0	0	0	0	1	0	0	0	1	0
Burglary/Breaking and Entering	9	1	95	5	53	9	0	0	157	15
Counterfeiting/Forgery	1	1	130	33	1065	1018	0	0	1196	1052
Destruction/Damage/Vandalism Of Property	2	0	28	0	87	9	0	0	117	9
Drug/Narcotic Offenses	19	11	1	0	58	45	0	0	78	56
Embezzlement	0	0	0	0	0	0	0	0	0	0
Extortion/Blackmail	0	0	0	0	0	0	0	0	0	0
Fraud Offenses	1	1	17	0	31	11	0	0	49	12
Gambling Offenses	0	0	0	0	0	0	0	0	0	0
Homicide Offenses	0	0	0	0	0	0	0	0	0	0
Kidnapping/Abduction	0	0	1	0	6	0	0	0	7	0
Larceny/Theft Offenses	11	3	146	13	276	56	0	0	433	72
Motor Vehicle Theft	0	0	10	2	7	5	0	0	17	7
Pornography/Obscene Material	1	0	0	0	0	0	0	0	1	0
Prostitution Offenses	0	0	0	0	1	0	0	0	1	0
Robbery	0	0	0	0	10	3	0	0	10	3
Sex Offenses, Forcible	15	7	2	0	6	3	0	0	23	10
Sex Offenses, Nonforcible	1	0	0	0	0	0	0	0	1	0
Stolen Property Offenses (Receiving, etc.)	2	1	6	2	24	11	0	0	32	14
Weapon Law Violations	0	0	0	0	17	14	0	0	17	14
Total	88	47	504	73	1842	1257	0	0	2434	1377

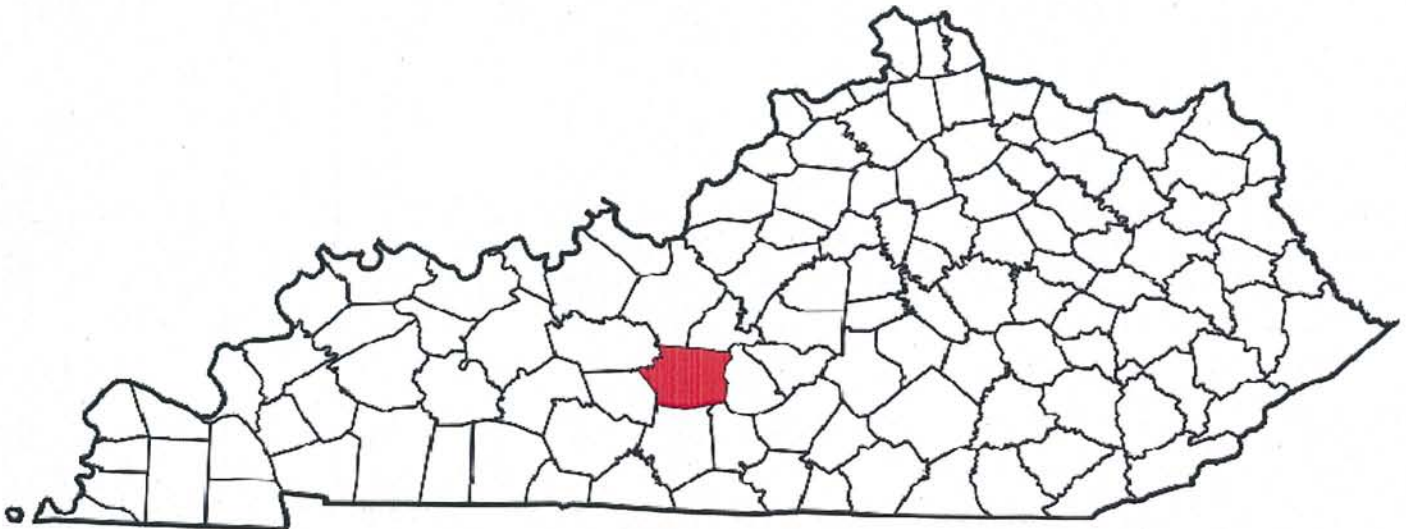
Hart County

A CRIME IS COMMITTED IN HART COUNTY
EVERY 15 HOURS AND 59 MINUTES

FULL TIME SWORN LAW ENFORCEMENT EMPLOYEES

Agency	Male	Female	Total
STATE POLICE	8	0	8
HART COUNTY SHERIFF'S OFFICE	8	2	10
HORSE CAVE POLICE DEPARTMENT	5	0	5
MUNFORDVILLE POLICE DEPARTMENT	6	0	6
ALL OTHER AGENCIES	2	0	2

**Kentucky State Police Troopers may be assigned to multiple counties per post.



County Seat: Munfordville
Population: 18,199
Registered Sex Offenders: 34

HART COUNTY

Group A Offenses	State Police		Sheriff		Horse Cave		Munfordville		All Other Agencies		Total	
By Category	Offenses		Offenses		Offenses		Offenses		Offenses		Offenses	
	Reported	Cleared	Reported	Cleared	Reported	Cleared	Reported	Cleared	Reported	Cleared	Reported	Cleared
Arson	3	0	0	0	0	0	0	0	0	0	3	0
Assault Offenses	58	51	3	0	1	1	3	2	0	0	65	54
Bribery	0	0	0	0	0	0	0	0	0	0	0	0
Burglary/Breaking and Entering	46	14	6	3	1	1	9	1	0	0	62	19
Counterfeiting/Forgery	7	7	12	12	1	1	13	2	0	0	33	22
Destruction/Damage/Vandalism Of Property	27	16	2	0	0	0	15	2	1	1	45	19
Drug/Narcotic Offenses	127	115	3	1	0	0	34	14	13	13	177	143
Embezzlement	0	0	0	0	0	0	0	0	0	0	0	0
Extortion/Blackmail	0	0	0	0	0	0	0	0	0	0	0	0
Fraud Offenses	3	2	0	0	0	0	2	2	0	0	5	4
Gambling Offenses	0	0	0	0	0	0	0	0	0	0	0	0
Homicide Offenses	0	0	0	0	0	0	0	0	0	0	0	0
Kidnapping/Abduction	2	1	0	0	0	0	1	1	0	0	3	2
Larceny/Theft Offenses	24	7	10	2	0	0	20	3	1	1	55	13
Motor Vehicle Theft	5	1	4	0	0	0	2	0	0	0	11	1
Pornography/Obscene Material	1	1	1	1	0	0	0	0	0	0	2	2
Prostitution Offenses	0	0	0	0	0	0	0	0	0	0	0	0
Robbery	1	0	0	0	0	0	0	0	0	0	1	0
Sex Offenses, Forcible	54	46	2	2	0	0	1	0	0	0	57	48
Sex Offenses, Nonforcible	12	12	0	0	0	0	0	0	0	0	12	12
Stolen Property Offenses (Receiving, etc.)	10	3	3	2	0	0	0	0	0	0	13	5
Weapon Law Violations	4	4	0	0	0	0	0	0	0	0	4	4
Total	384	280	46	23	3	3	100	27	15	15	548	348

Henderson County

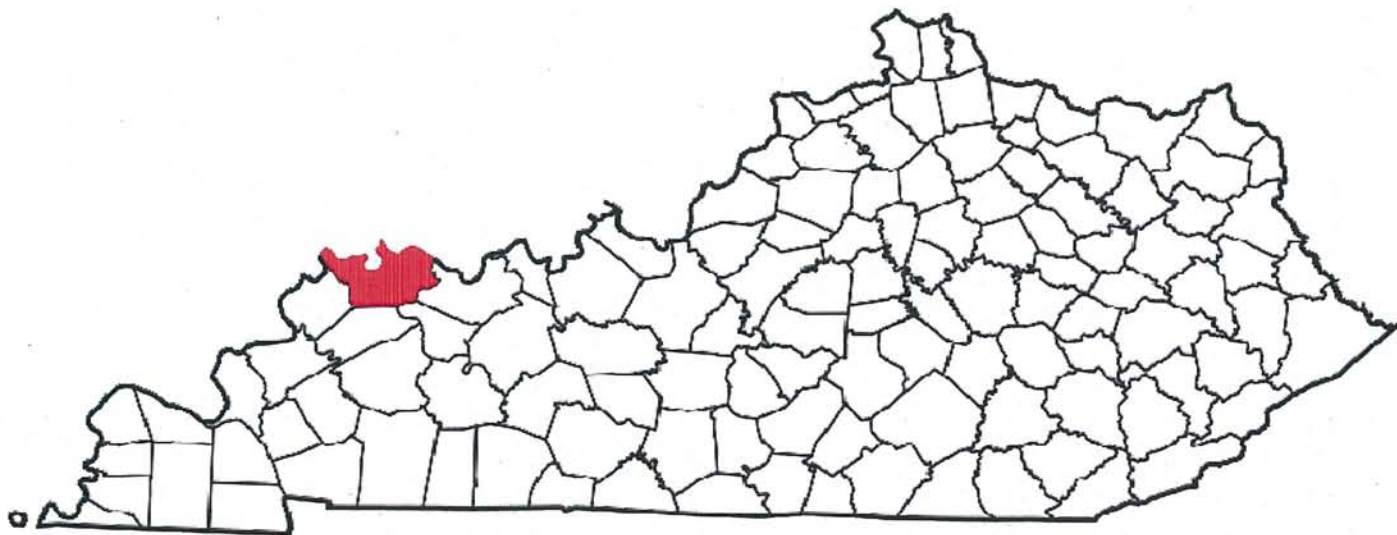
A CRIME IS COMMITTED IN HENDERSON COUNTY
EVERY 7 HOURS AND 37 MINUTES

FULL TIME SWORN LAW ENFORCEMENT EMPLOYEES

Agency	Male	Female	Total
STATE POLICE	8	0	8
HENDERSON COUNTY SHERIFF'S OFFICE	20	4	24
**HENDERSON POLICE DEPARTMENT	53	4	57
ALL OTHER AGENCIES	1	0	1

**Note: Henderson Police Department reported summary for a portion of the year before moving to ENIBRS.

**Kentucky State Police Troopers may be assigned to multiple counties per post.



County Seat: Henderson
Population: 46,250
Registered Sex Offenders: 78

HENDERSON COUNTY

Group A Offenses	State Police		Sheriff		Henderson		All Other Agencies		-		Total	
By Category	Offenses		Offenses		Offenses		Offenses		Offenses		Offenses	
	Reported	Cleared	Reported	Cleared	Reported	Cleared	Reported	Cleared	Reported	Cleared	Reported	Cleared
Arson	0	0	2	0	0	0	0	0			2	0
Assault Offenses	22	21	87	54	138	91	0	0			247	166
Bribery	0	0	0	0	1	1	0	0			1	1
Burglary/Breaking and Entering	4	1	75	5	41	21	0	0			120	27
Counterfeiting/Forgery	0	0	18	4	18	11	0	0			36	15
Destruction/Damage/Vandalism Of Property	4	1	34	8	103	35	0	0			141	44
Drug/Narcotic Offenses	29	11	37	37	72	63	1	1			139	112
Embezzlement	0	0	0	0	0	0	0	0			0	0
Extortion/Blackmail	0	0	0	0	0	0	0	0			0	0
Fraud Offenses	3	2	19	1	15	4	1	0			38	7
Gambling Offenses	0	0	0	0	0	0	0	0			0	0
Homicide Offenses	0	0	2	2	0	0	0	0			2	2
Kidnapping/Abduction	0	0	5	4	2	0	0	0			7	4
Larceny/Theft Offenses	8	2	95	8	189	73	1	0			293	83
Motor Vehicle Theft	1	1	11	4	10	5	0	0			22	10
Pornography/Obscene Material	0	0	0	0	0	0	3	3			3	3
Prostitution Offenses	0	0	0	0	0	0	0	0			0	0
Robbery	0	0	2	2	4	0	0	0			6	2
Sex Offenses, Forcible	5	4	16	5	11	9	0	0			32	18
Sex Offenses, Nonforcible	14	14	0	0	0	0	0	0			14	14
Stolen Property Offenses (Receiving, etc.)	7	5	6	5	20	14	0	0			33	24
Weapon Law Violations	0	0	2	2	12	12	0	0			14	14
Total	97	62	411	141	636	339	6	4			1150	546

**Note: Henderson Police Department reported summary for a portion of the year before moving to ENIBRS. Additional data can be found in the Summary section of this publication.

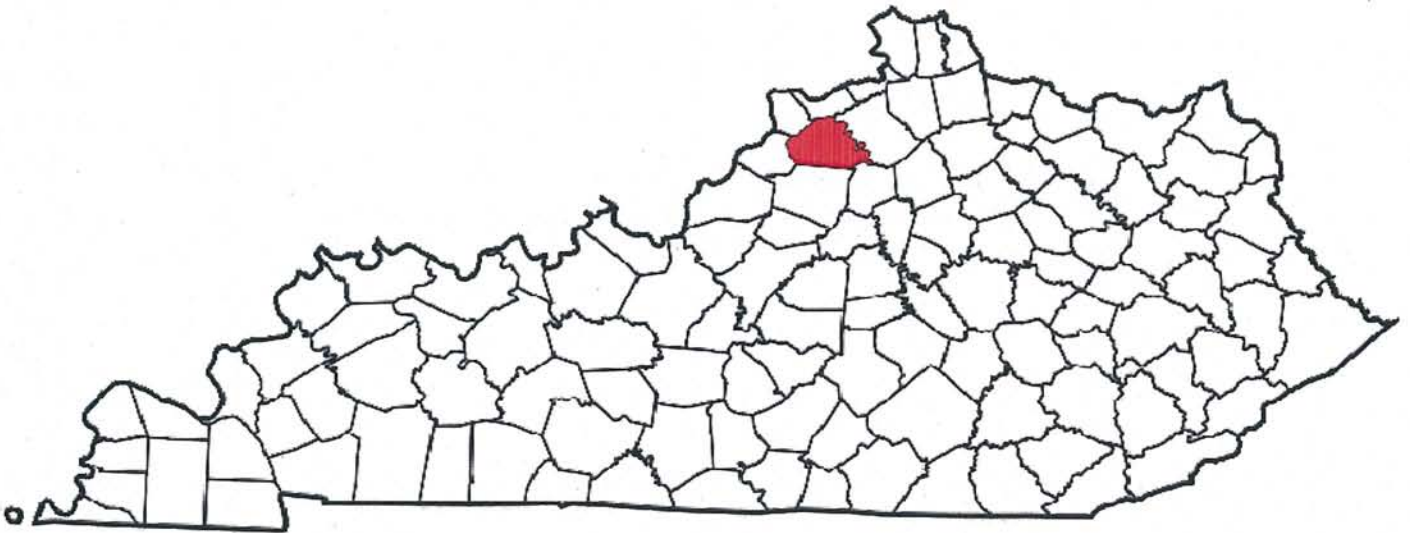
Henry County

A CRIME IS COMMITTED IN HENRY COUNTY
EVERY 14 HOURS AND 9 MINUTES

FULL TIME SWORN LAW ENFORCEMENT EMPLOYEES

Agency	Male	Female	Total
STATE POLICE	6	0	6
HENRY COUNTY SHERIFF'S OFFICE	8	0	8
EMINENCE POLICE DEPARTMENT	6	0	6
ALL OTHER AGENCIES	1	0	0

**Kentucky State Police Troopers may be assigned to multiple counties per post.



County Seat: New Castle
Population: 15,416
Registered Sex Offenders: 41

HENRY COUNTY

Group A Offenses	State Police		Sheriff		Eminence		All Other Agencies		Total	
By Category	Offenses		Offenses		Offenses		Offenses		Offenses	
	Reported	Cleared	Reported	Cleared	Reported	Cleared	Reported	Cleared	Reported	Cleared
Arson	0	0	0	0	0	0	0	0	0	0
Assault Offenses	78	70	2	1	45	28	0	0	125	99
Bribery	0	0	0	0	0	0	0	0	0	0
Burglary/Breaking and Entering	101	31	14	0	10	2	0	0	125	33
Counterfeiting/Forgery	41	32	0	0	8	4	0	0	49	36
Destruction/Damage/Vandalism Of Property	25	14	7	0	12	5	0	0	44	19
Drug/Narcotic Offenses	36	21	1	0	23	22	0	0	60	43
Embezzlement	0	0	0	0	0	0	0	0	0	0
Extortion/Blackmail	0	0	0	0	0	0	0	0	0	0
Fraud Offenses	9	4	0	0	3	0	1	1	13	5
Gambling Offenses	0	0	0	0	0	0	0	0	0	0
Homicide Offenses	2	0	0	0	0	0	0	0	2	0
Kidnapping/Abduction	1	0	0	0	2	2	0	0	3	2
Larceny/Theft Offenses	53	16	11	1	35	9	0	0	99	26
Motor Vehicle Theft	10	4	0	0	1	1	0	0	11	5
Pornography/Obscene Material	4	2	0	0	0	0	0	0	4	2
Prostitution Offenses	0	0	0	0	0	0	0	0	0	0
Robbery	2	0	1	0	2	1	0	0	5	1
Sex Offenses, Forcible	58	48	0	0	5	3	0	0	63	51
Sex Offenses, Nonforcible	4	2	0	0	0	0	0	0	4	2
Stolen Property Offenses (Receiving, etc.)	4	1	0	0	5	3	0	0	9	4
Weapon Law Violations	0	0	0	0	3	3	0	0	3	3
Total	428	245	36	2	154	83	1	1	619	331

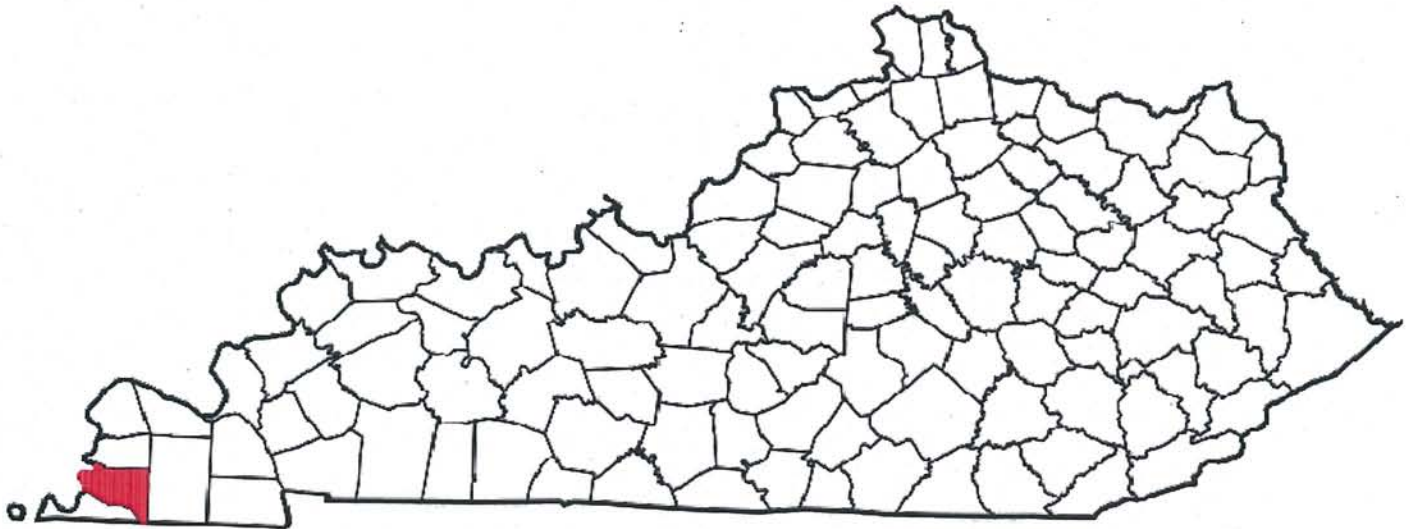
Hickman County

A CRIME IS COMMITTED IN HICKMAN COUNTY
EVERY 2 DAYS AND 8 HOURS

FULL TIME SWORN LAW ENFORCEMENT EMPLOYEES

Agency	Male	Female	Total
STATE POLICE	3	0	3
HICKMAN COUNTY SHERIFF'S OFFICE	2	0	2
ALL OTHER AGENCIES	5	0	5

**Kentucky State Police Troopers may be assigned to multiple counties per post.



County Seat: Clinton
Population: 4,902
Registered Sex Offenders: 13

HICKMAN COUNTY

Group A Offenses	State Police		Sheriff		All Other Agencies		-		Total	
By Category	Offenses		Offenses		Offenses		Offenses		Offenses	
	Reported	Cleared	Reported	Cleared	Reported	Cleared	Reported	Cleared	Reported	Cleared
Arson	0	0	0	0	0	0			0	0
Assault Offenses	7	6	5	2	0	0			12	8
Bribery	0	0	0	0	0	0			0	0
Burglary/Breaking and Entering	3	0	4	0	0	0			7	0
Counterfeiting/Forgery	0	0	21	0	0	0			21	0
Destruction/Damage/Vandalism Of Property	0	0	1	1	0	0			1	1
Drug/Narcotic Offenses	2	1	2	1	22	21			26	23
Embezzlement	0	0	0	0	0	0			0	0
Extortion/Blackmail	0	0	0	0	0	0			0	0
Fraud Offenses	1	0	2	1	0	0			3	1
Gambling Offenses	0	0	0	0	0	0			0	0
Homicide Offenses	0	0	0	0	0	0			0	0
Kidnapping/Abduction	0	0	0	0	0	0			0	0
Larceny/Theft Offenses	4	0	1	0	0	0			5	0
Motor Vehicle Theft	0	0	3	0	0	0			3	0
Pornography/Obscene Material	62	62	1	0	0	0			63	62
Prostitution Offenses	0	0	0	0	0	0			0	0
Robbery	0	0	0	0	0	0			0	0
Sex Offenses, Forcible	2	0	8	0	0	0			10	0
Sex Offenses, Nonforcible	0	0	0	0	0	0			0	0
Stolen Property Offenses (Receiving, etc.)	0	0	1	0	0	0			1	0
Weapon Law Violations	2	2	0	0	0	0			2	2
Total	83	71	49	5	22	21			154	97

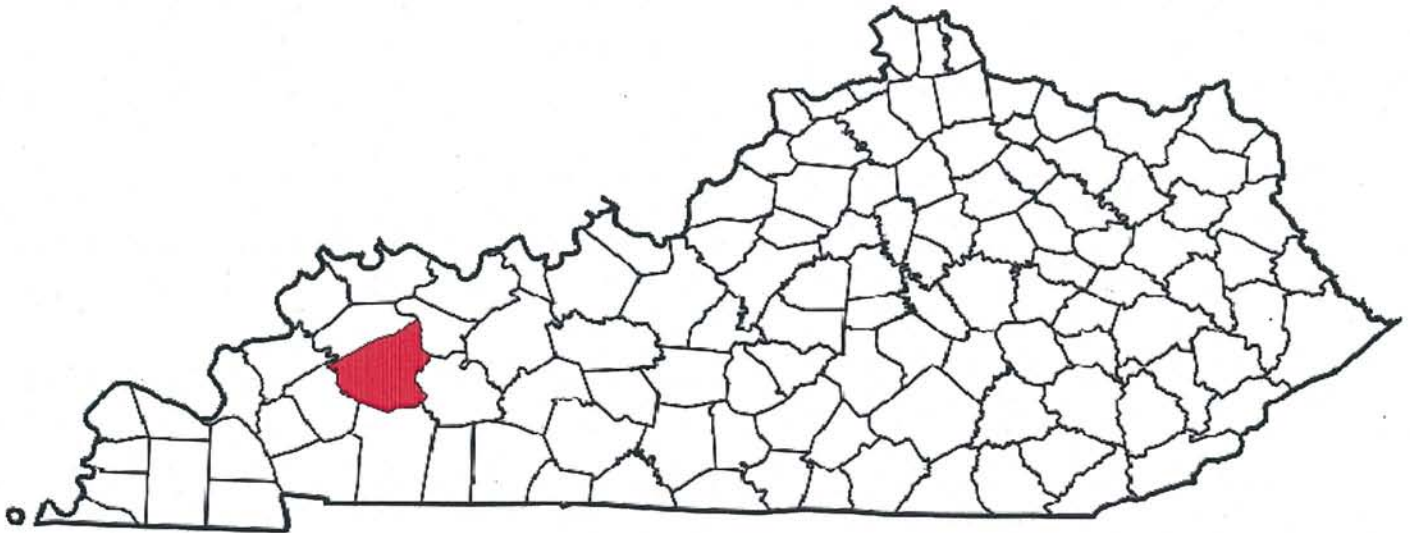
Hopkins County

A CRIME IS COMMITTED IN HOPKINS COUNTY
EVERY 2 HOURS AND 28 MINUTES

FULL TIME SWORN LAW ENFORCEMENT EMPLOYEES

Agency	Male	Female	Total
STATE POLICE	8	0	8
HOPKINS COUNTY SHERIFF'S OFFICE	17	1	18
DAWSON SPRINGS POLICE DEPARTMENT	5	0	5
EARLINGTON POLICE DEPARTMENT	1	0	1
MADISONVILLE POLICE DEPARTMENT	42	2	44
MORTON'S GAP POLICE DEPARTMENT	1	0	1
NORTONVILLE POLICE DEPARTMENT	1	0	1
ALL OTHER AGENCIES	2	0	2

**Kentucky State Police Troopers may be assigned to multiple counties per post.



County Seat: Madisonville
Population: 46,920
Registered Sex Offenders: 87

HOPKINS COUNTY

Group A Offenses	State Police		Sheriff		Dawson Springs		Earlington		Madisonville	
By Category	Offenses		Offenses		Offenses		Offenses		Offenses	
	Reported	Cleared	Reported	Cleared	Reported	Cleared	Reported	Cleared	Reported	Cleared
Arson	0	0	1	0	0	0	0	0	4	1
Assault Offenses	69	68	122	85	37	35	0	0	231	188
Bribery	0	0	0	0	0	0	0	0	0	0
Burglary/Breaking and Entering	37	9	132	15	10	3	0	0	127	24
Counterfeiting/Forgery	5	1	6	3	2	1	0	0	145	79
Destruction/Damage/Vandalism Of Property	16	5	38	7	3	3	0	0	94	22
Drug/Narcotic Offenses	278	253	202	152	29	29	0	0	380	322
Embezzlement	0	0	0	0	0	0	0	0	0	0
Extortion/Blackmail	0	0	0	0	0	0	0	0	0	0
Fraud Offenses	13	1	25	11	2	2	0	0	79	54
Gambling Offenses	0	0	0	0	0	0	0	0	0	0
Homicide Offenses	0	0	2	1	0	0	0	0	0	0
Kidnapping/Abduction	1	1	1	1	4	4	0	0	6	6
Larceny/Theft Offenses	145	39	189	29	46	35	1	0	485	226
Motor Vehicle Theft	5	3	41	5	0	0	1	0	28	7
Pornography/Obscene Material	162	162	1	1	0	0	0	0	2	2
Prostitution Offenses	0	0	0	0	0	0	0	0	0	0
Robbery	1	1	3	0	1	1	0	0	5	2
Sex Offenses, Forcible	108	92	22	8	1	0	0	0	22	19
Sex Offenses, Nonforcible	70	70	0	0	0	0	0	0	2	2
Stolen Property Offenses (Receiving, etc.)	20	12	8	1	3	2	1	1	28	25
Weapon Law Violations	16	16	11	10	0	0	0	0	22	20
Total	946	733	804	329	138	115	3	1	1660	999

HOPKINS COUNTY

Group A Offenses	Morton's Gap		Nortonville		All Other Agencies		-		Total	
By Category	Offenses		Offenses		Offenses		Offenses		Offenses	
	Reported	Cleared	Reported	Cleared	Reported	Cleared	Reported	Cleared	Reported	Cleared
Arson	0	0	0	0	0	0			5	1
Assault Offenses	13	11	1	0	0	0			473	387
Bribery	0	0	0	0	0	0			0	0
Burglary/Breaking and Entering	0	0	1	1	0	0			307	52
Counterfeiting/Forgery	0	0	0	0	0	0			158	84
Destruction/Damage/Vandalism Of Property	7	7	2	0	0	0			160	44
Drug/Narcotic Offenses	0	0	0	0	19	19			908	775
Embezzlement	0	0	0	0	0	0			0	0
Extortion/Blackmail	0	0	0	0	0	0			0	0
Fraud Offenses	2	1	1	0	0	0			122	69
Gambling Offenses	0	0	0	0	0	0			0	0
Homicide Offenses	0	0	0	0	0	0			2	1
Kidnapping/Abduction	0	0	0	0	0	0			12	12
Larceny/Theft Offenses	5	0	5	0	0	0			876	329
Motor Vehicle Theft	0	0	1	0	0	0			76	15
Pornography/Obscene Material	0	0	0	0	0	0			165	165
Prostitution Offenses	0	0	0	0	0	0			0	0
Robbery	0	0	0	0	0	0			10	4
Sex Offenses, Forcible	0	0	0	0	0	0			153	119
Sex Offenses, Nonforcible	0	0	0	0	0	0			72	72
Stolen Property Offenses (Receiving, etc.)	0	0	0	0	0	0			60	41
Weapon Law Violations	1	1	0	0	1	1			51	48
Total	28	20	11	1	20	20	0	0	3610	2218

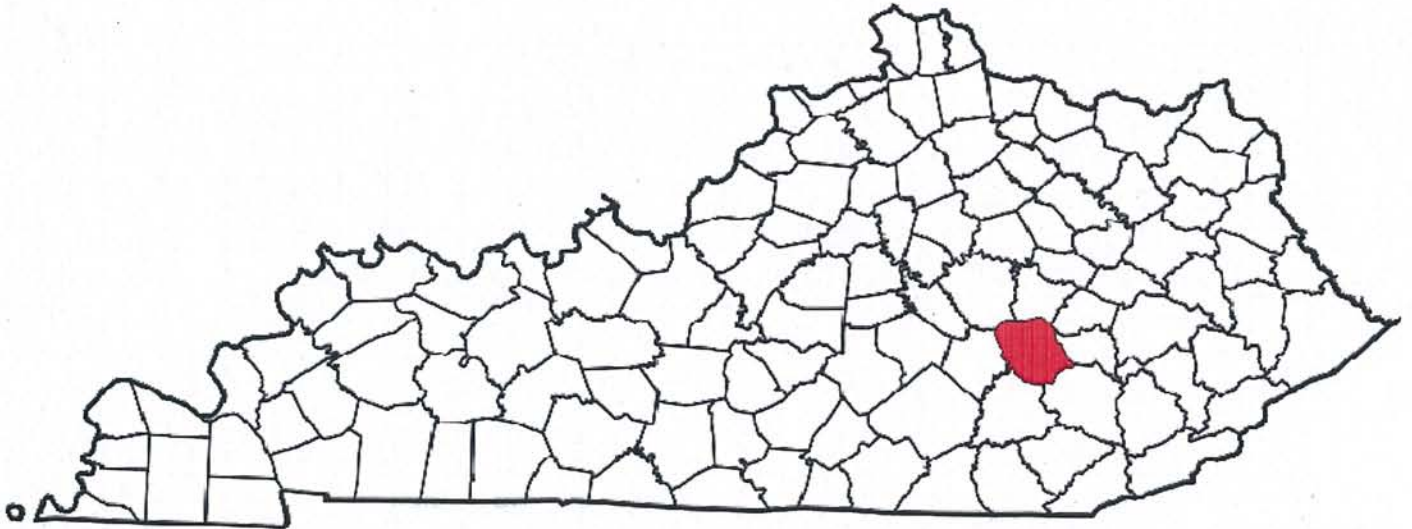
Jackson County

A CRIME IS COMMITTED IN JACKSON COUNTY
EVERY 18 HOURS AND 55 MINUTES

FULL TIME SWORN LAW ENFORCEMENT EMPLOYEES

Agency	Male	Female	Total
STATE POLICE	3	0	3
JACKSON COUNTY SHERIFF'S OFFICE	6	0	6
MCKEE POLICE DEPARTMENT	3	0	3
ALL OTHER AGENCIES	3	0	3

**Kentucky State Police Troopers may be assigned to multiple counties per post.



County Seat: McKee
Population: 13,494
Registered Sex Offenders: 47

**JACKSON
COUNTY**

Group A Offenses	State Police		Sheriff		McKee		All Other Agencies		Total	
By Category	Offenses		Offenses		Offenses		Offenses		Offenses	
	Reported	Cleared	Reported	Cleared	Reported	Cleared	Reported	Cleared	Reported	Cleared
Arson	4	0	1	0	0	0	0	0	5	0
Assault Offenses	35	33	24	24	0	0	0	0	59	57
Bribery	0	0	0	0	1	0	0	0	1	0
Burglary/Breaking and Entering	30	11	39	11	5	3	0	0	74	25
Counterfeiting/Forgery	3	0	4	3	0	0	0	0	7	3
Destruction/Damage/Vandalism Of Property	2	0	17	5	5	3	0	0	24	8
Drug/Narcotic Offenses	96	42	28	21	1	1	50	1	175	65
Embezzlement	0	0	0	0	0	0	0	0	0	0
Extortion/Blackmail	0	0	0	0	0	0	0	0	0	0
Fraud Offenses	2	0	5	4	0	0	1	1	8	5
Gambling Offenses	0	0	0	0	0	0	0	0	0	0
Homicide Offenses	1	1	0	0	0	0	0	0	1	1
Kidnapping/Abduction	2	2	1	1	0	0	0	0	3	3
Larceny/Theft Offenses	19	2	54	11	5	2	0	0	78	15
Motor Vehicle Theft	5	0	4	0	0	0	0	0	9	0
Pornography/Obscene Material	0	0	0	0	0	0	0	0	0	0
Prostitution Offenses	0	0	0	0	0	0	0	0	0	0
Robbery	0	0	0	0	0	0	0	0	0	0
Sex Offenses, Forcible	13	3	0	0	0	0	0	0	13	3
Sex Offenses, Nonforcible	0	0	0	0	0	0	0	0	0	0
Stolen Property Offenses (Receiving, etc.)	1	0	1	1	0	0	0	0	2	1
Weapon Law Violations	2	1	2	2	0	0	0	0	4	3
Total	215	95	180	83	17	9	51	2	463	189

Jefferson County

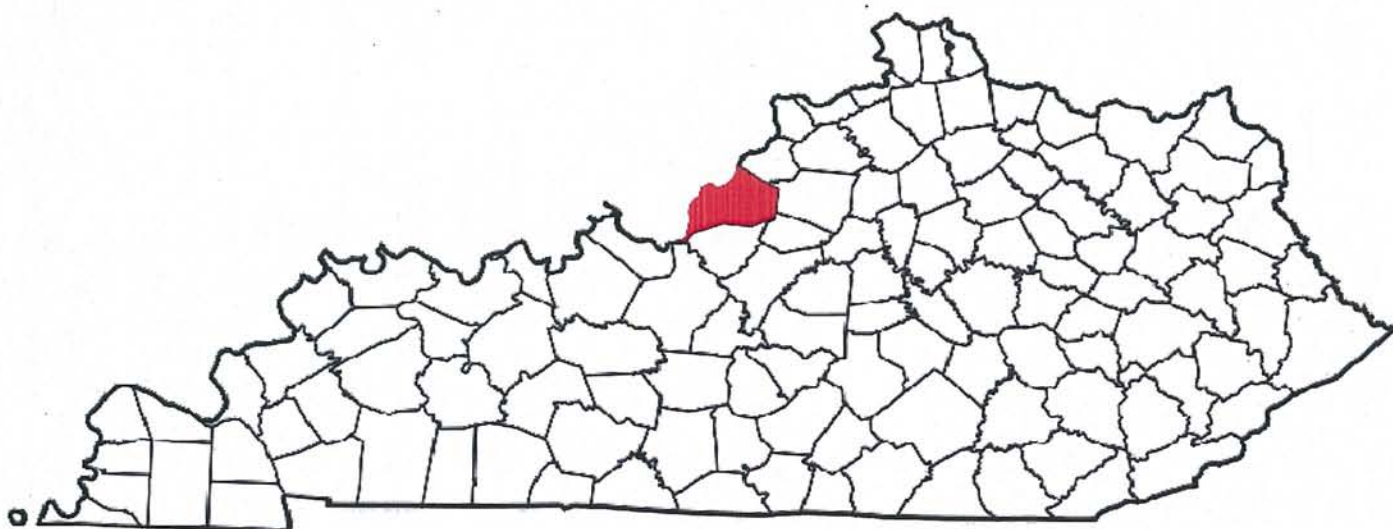
**A CRIME IS COMMITTED IN JEFFERSON COUNTY
EVERY 2 HOURS AND 36 MINUTES**

FULL TIME SWORN LAW ENFORCEMENT EMPLOYEES

Agency	Male	Female	Total
STATE POLICE	3	0	3
JEFFERSON COUNTY SHERIFF'S OFFICE	196	20	216
**LOUISVILLE METRO POLICE DEPARTMENT	1069	164	1233
ST. MATTHEWS POLICE DEPARTMENT	32	1	33
SHIVLEY POLICE DEPARTMENT	25	1	26
ANCHORAGE POLICE DEPARTMENT	10	0	10
JEFFERSTOWN POLICE DEPARTMENT	45	5	50
UNIV. OF LOUISVILLE SECUR.	36	5	41
FAIRGROUND SECURITY	0	0	0
INDIAN HILLS POLICE DEPARTMENT	7	1	8
AUDUBON PARK POLICE DEPARTMENT	6	1	7
LYNNVIEW POLICE DEPARTMENT	6	0	6
HERITAGE CREEK POLICE DEPARTMENT	9	0	9
PROSPECT POLICE DEPARTMENT	7	2	9
JEFFERSON CO. SCHOOL SECUR.	19	2	21
REGIONAL AIRPORT AUTH.	37	1	38
MEADOWVALE POLICE DEPARTMENT	0	1	1
HURSTBOURNE ACRES POLICE DEPT.	3	0	3
STRATHMOOR VILLAGE POLICE DEPT.	6	0	6
NORTHFIELD POLICE DEPARTMENT	0	0	0
GRAYMOOR/DEVONDALE P.D.	13	2	15
ALL OTHER AGENCIES	8	0	8

** LMPD is a summary agency. Numbers for this agency are not included here. Data for LMPD can be found in the Summary section.

**Kentucky State Police Troopers may be assigned to multiple counties per post.



County Seat: Louisville
Population: 741,096
Registered Sex Offenders: 1113

JEFFERSON COUNTY

Group A Offenses	State Police		Sheriff		Louisville Metro		St. Matthews		Shively		Anchorage	
By Category	Offenses		Offenses		Offenses		Offenses		Offenses		Offenses	
	Reported	Cleared	Reported	Cleared	Reported	Cleared	Reported	Cleared	Reported	Cleared	Reported	Cleared
Arson	0	0	3	0	0	0	0	0	0	0	0	0
Assault Offenses	2	1	170	121	1	2	108	61	117	38	12	7
Bribery	0	0	0	0	0	0	0	0	0	0	0	0
Burglary/Breaking and Entering	0	0	57	8	0	0	126	28	261	30	11	0
Counterfeiting/Forgery	0	0	1	0	0	0	25	12	31	4	0	0
Destruction/Damage/Vandalism Of Property	3	1	118	12	1	0	132	15	227	19	17	2
Drug/Narcotic Offenses	55	15	16	16	0	0	214	213	7	4	0	0
Embezzlement	0	0	0	0	0	0	0	0	0	0	0	0
Extortion/Blackmail	0	0	0	0	0	0	0	0	0	0	0	0
Fraud Offenses	12	8	1	1	1	0	57	9	88	5	3	0
Gambling Offenses	0	0	0	0	0	0	0	0	0	0	0	0
Homicide Offenses	0	0	0	0	0	0	0	0	7	5	0	0
Kidnapping/Abduction	0	0	0	0	1	0	1	0	3	1	0	0
Larceny/Theft Offenses	11	10	53	10	4	19	583	150	442	32	44	1
Motor Vehicle Theft	7	1	1	0	6	11	26	4	95	10	1	0
Pornography/Obscene Material	0	0	0	0	0	0	0	0	0	0	0	0
Prostitution Offenses	0	0	0	0	0	0	0	0	0	0	0	0
Robbery	1	1	5	4	1	0	16	5	50	11	0	0
Sex Offenses, Forcible	6	6	1	1	0	0	3	1	19	6	0	0
Sex Offenses, Nonforcible	0	0	0	0	0	0	0	0	1	0	0	0
Stolen Property Offenses (Receiving, etc.)	11	6	0	0	0	0	23	20	37	5	0	0
Weapon Law Violations	1	1	12	11	1	1	8	8	6	4	0	0
Total	109	50	438	184	16	33	1322	526	1391	174	88	10

**Note: Louisville Metro Police Department reported summary during the 2011 year. Data for this agency can be found in the Summary section of this publication.

**JEFFERSON
COUNTY**

Group A Offenses	Jeffersontown		Univ. of Louisville		Fairground Security		Indian Hills		Audubon Park		Lynnview	
By Category	Offenses		Offenses		Offenses		Offenses		Offenses		Offenses	
	Reported	Cleared	Reported	Cleared	Reported	Cleared	Reported	Cleared	Reported	Cleared	Reported	Cleared
Arson	0	0	0	0	0	0	0	0	0	0	0	0
Assault Offenses	73	54	66	26	0	0	0	0	2	2	0	0
Bribery	0	0	0	0	0	0	0	0	0	0	0	0
Burglary/Breaking and Entering	159	43	35	3	0	0	18	0	17	2	2	2
Counterfeiting/Forgery	31	15	1	1	0	0	0	0	9	2	0	0
Destruction/Damage/Vandalism Of Property	108	23	81	13	0	0	10	0	34	4	0	0
Drug/Narcotic Offenses	57	54	132	132	0	0	5	5	8	7	0	0
Embezzlement	0	0	0	0	0	0	0	0	0	0	0	0
Extortion/Blackmail	0	0	0	0	0	0	0	0	0	0	0	0
Fraud Offenses	27	10	13	3	0	0	3	0	10	2	0	0
Gambling Offenses	0	0	0	0	0	0	0	0	0	0	0	0
Homicide Offenses	2	2	0	0	0	0	0	0	0	0	0	0
Kidnapping/Abduction	3	2	0	0	0	0	0	0	0	0	0	0
Larceny/Theft Offenses	464	104	249	10	2	2	44	1	46	7	1	1
Motor Vehicle Theft	37	14	15	2	0	0	2	1	2	0	0	0
Pornography/Obscene Material	4	1	1	0	0	0	0	0	0	0	0	0
Prostitution Offenses	0	0	0	0	0	0	0	0	0	0	0	0
Robbery	30	11	6	0	0	0	0	0	2	0	0	0
Sex Offenses, Forcible	17	12	0	0	0	0	0	0	0	0	0	0
Sex Offenses, Nonforcible	1	0	0	0	0	0	0	0	0	0	0	0
Stolen Property Offenses (Receiving, etc.)	11	5	7	6	0	0	0	0	1	1	0	0
Weapon Law Violations	2	2	5	5	0	0	0	0	0	0	0	0
Total	1026	352	611	201	2	2	82	7	131	27	3	3

JEFFERSON COUNTY

Group A Offenses	Heritage Creek		Prospect		Jefferson Co. School		Regional Airport		Meadowvale PD		Hurstbourne Acres	
By Category	Offenses		Offenses		Offenses		Offenses		Offenses		Offenses	
	Reported	Cleared	Reported	Cleared	Reported	Cleared	Reported	Cleared	Reported	Cleared	Reported	Cleared
Arson	0	0	0	0	0	0	0	0	0	0	0	0
Assault Offenses	3	2	0	0	0	0	0	0	0	0	3	2
Bribery	0	0	0	0	0	0	0	0	0	0	0	0
Burglary/Breaking and Entering	1	0	0	0	0	0	0	0	1	1	3	0
Counterfeiting/Forgery	0	0	1	1	0	0	0	0	0	0	0	0
Destruction/Damage/Vandalism Of Property	3	1	0	0	0	0	0	0	4	4	18	0
Drug/Narcotic Offenses	0	0	0	0	0	0	0	0	0	0	0	0
Embezzlement	0	0	0	0	0	0	0	0	0	0	0	0
Extortion/Blackmail	0	0	0	0	0	0	0	0	0	0	0	0
Fraud Offenses	2	0	0	0	0	0	0	0	1	1	0	0
Gambling Offenses	0	0	0	0	0	0	0	0	0	0	0	0
Homicide Offenses	0	0	0	0	0	0	0	0	0	0	0	0
Kidnapping/Abduction	0	0	0	0	0	0	0	0	0	0	1	1
Larceny/Theft Offenses	9	0	0	0	0	0	0	0	8	8	11	0
Motor Vehicle Theft	2	1	1	1	0	0	0	0	0	0	1	0
Pornography/Obscene Material	0	0	0	0	0	0	0	0	0	0	0	0
Prostitution Offenses	0	0	0	0	0	0	0	0	0	0	0	0
Robbery	0	0	0	0	0	0	0	0	0	0	1	0
Sex Offenses, Forcible	0	0	0	0	0	0	0	0	0	0	0	0
Sex Offenses, Nonforcible	0	0	0	0	0	0	0	0	0	0	0	0
Stolen Property Offenses (Receiving, etc.)	0	0	0	0	0	0	0	0	0	0	3	1
Weapon Law Violations	0	0	0	0	0	0	0	0	0	0	0	0
Total	20	4	2	2	0	0	0	0	14	14	41	4

**JEFFERSON
COUNTY**

Group A Offenses	Strathmoor Village		Northfield PD		Graymoor/Devondale		All Other Agencies		-		Total	
By Category	Offenses		Offenses		Offenses		Offenses		Offenses		Offenses	
	Reported	Cleared	Reported	Cleared	Reported	Cleared	Reported	Cleared	Reported	Cleared	Reported	Cleared
Arson	0	0	0	0	0	0	0	0			3	0
Assault Offenses	0	0	0	0	3	0	3	1			563	317
Bribery	0	0	0	0	0	0	0	0			0	0
Burglary/Breaking and Entering	2	2	0	0	17	0	4	0			714	119
Counterfeiting/Forgery	0	0	0	0	0	0	0	0			99	35
Destruction/Damage/Vandalism Of Property	2	2	0	0	10	0	2	1			770	97
Drug/Narcotic Offenses	0	0	0	0	0	0	0	0			494	446
Embezzlement	0	0	0	0	0	0	0	0			0	0
Extortion/Blackmail	0	0	0	0	0	0	0	0			0	0
Fraud Offenses	0	0	0	0	2	0	16	2			236	41
Gambling Offenses	0	0	0	0	0	0	0	0			0	0
Homicide Offenses	0	0	0	0	0	0	0	0			9	7
Kidnapping/Abduction	0	0	0	0	0	0	0	0			9	4
Larceny/Theft Offenses	3	3	0	0	39	1	0	0			2013	359
Motor Vehicle Theft	0	0	0	0	5	0	0	0			201	45
Pornography/Obscene Material	0	0	0	0	0	0	3	1			8	2
Prostitution Offenses	0	0	0	0	0	0	0	0			0	0
Robbery	0	0	0	0	0	0	0	0			112	32
Sex Offenses, Forcible	0	0	0	0	0	0	0	0			46	26
Sex Offenses, Nonforcible	0	0	0	0	0	0	0	0			2	0
Stolen Property Offenses (Receiving, etc.)	0	0	0	0	0	0	0	0			93	44
Weapon Law Violations	0	0	0	0	0	0	0	0			35	32
Total	7	7	0	0	76	1	28	5	0	0	5407	1606

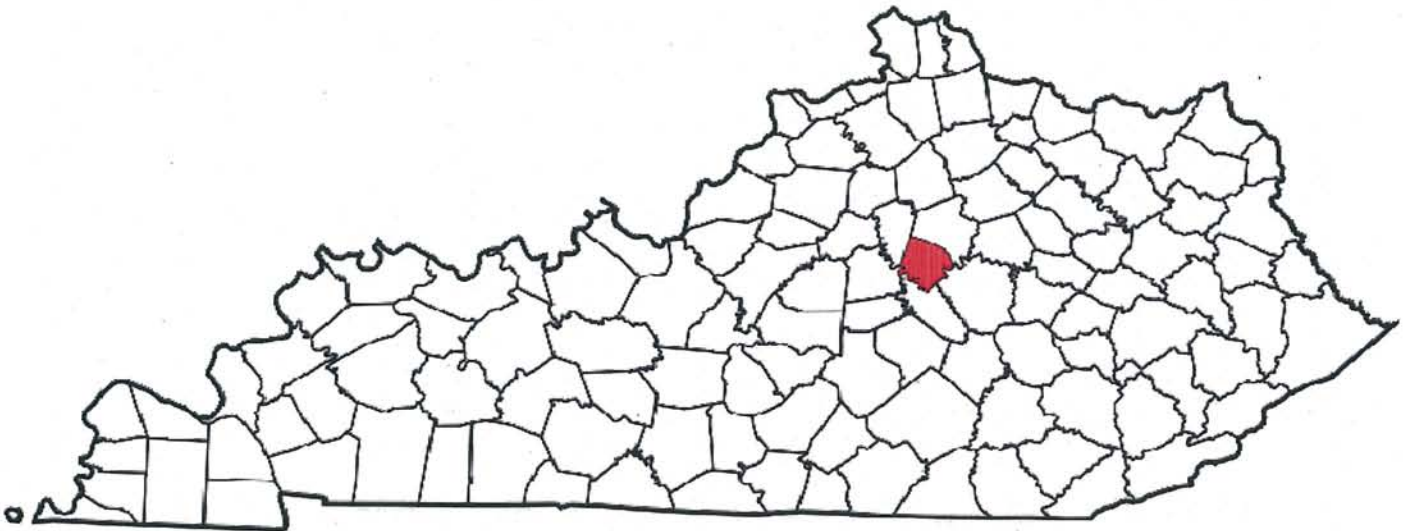
Jessamine County

A CRIME IS COMMITTED IN JESSAMINE COUNTY
EVERY 2 HOURS AND 8 MINUTES

FULL TIME SWORN LAW ENFORCEMENT EMPLOYEES

Agency	Male	Female	Total
STATE POLICE	2	0	2
JESSAMINE COUNTY SHERIFF'S OFFICE	23	1	24
NICHOLASVILLE POLICE DEPARTMENT	55	3	58
WILMORE POLICE DEPARTMENT	10	1	11
ALL OTHER AGENCIES	1	0	1

**Kentucky State Police Troopers may be assigned to multiple counties per post.



County Seat: Nicholasville
Population: 48,586
Registered Sex Offenders: 54

**JESSAMINE
COUNTY**

Group A Offenses	State Police		Sheriff		Nicholasville		Wilmore		All Other Agencies		Total	
By Category	Offenses		Offenses		Offenses		Offenses		Offenses		Offenses	
	Reported	Cleared	Reported	Cleared	Reported	Cleared	Reported	Cleared	Reported	Cleared	Reported	Cleared
Arson	0	0	0	0	9	0	0	0	0	0	9	0
Assault Offenses	3	2	70	42	357	201	17	10	0	0	447	255
Bribery	0	0	0	0	0	0	0	0	0	0	0	0
Burglary/Breaking and Entering	0	0	180	8	351	20	31	4	0	0	562	32
Counterfeiting/Forgery	1	0	11	2	136	11	7	1	0	0	155	14
Destruction/Damage/Vandalism Of Property	0	0	50	4	296	15	31	1	0	0	377	20
Drug/Narcotic Offenses	110	63	35	29	409	211	5	2	0	0	559	305
Embezzlement	0	0	0	0	0	0	0	0	0	0	0	0
Extortion/Blackmail	0	0	0	0	0	0	0	0	0	0	0	0
Fraud Offenses	2	0	24	3	102	6	16	0	0	0	144	9
Gambling Offenses	0	0	0	0	0	0	0	0	0	0	0	0
Homicide Offenses	0	0	1	1	1	0	0	0	0	0	2	1
Kidnapping/Abduction	0	0	0	0	7	3	0	0	0	0	7	3
Larceny/Theft Offenses	2	1	210	15	1183	108	85	7	0	0	1480	131
Motor Vehicle Theft	1	1	16	1	54	1	7	2	0	0	78	5
Pornography/Obscene Material	1	0	0	0	3	0	0	0	2	2	6	2
Prostitution Offenses	0	0	0	0	0	0	0	0	0	0	0	0
Robbery	0	0	7	3	41	7	0	0	0	0	48	10
Sex Offenses, Forcible	8	5	0	0	42	3	3	0	0	0	53	8
Sex Offenses, Nonforcible	0	0	0	0	1	0	0	0	0	0	1	0
Stolen Property Offenses (Receiving, etc.)	2	1	26	3	110	21	1	0	0	0	139	25
Weapon Law Violations	2	2	2	2	13	9	0	0	0	0	17	13
Total	132	75	632	113	3115	616	203	27	2	2	4084	833

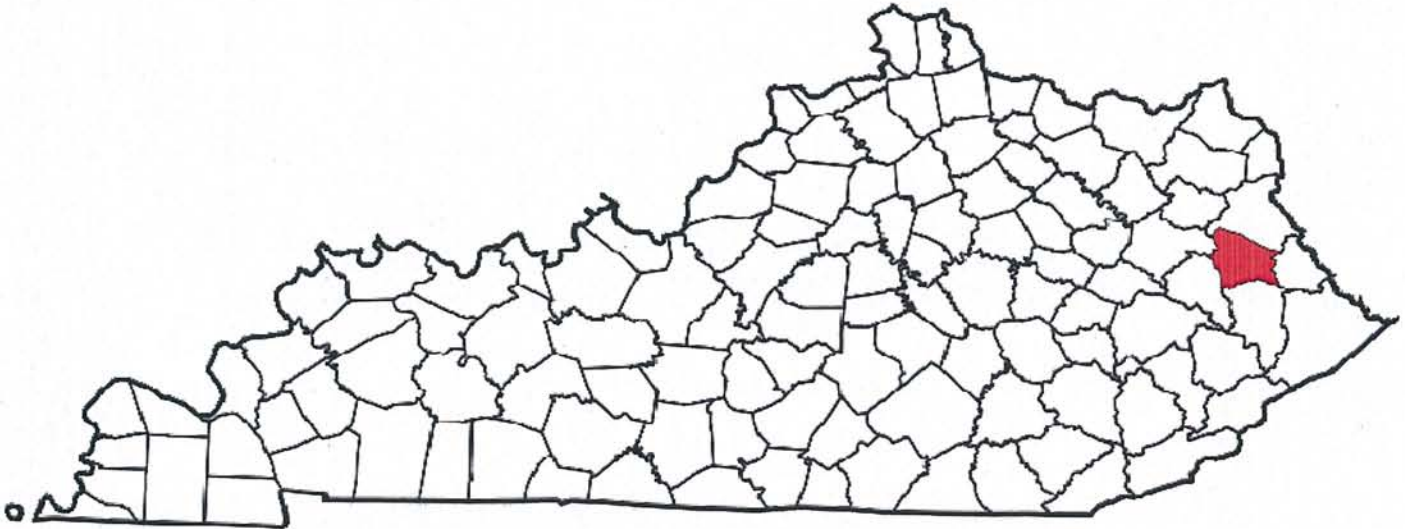
Johnson County

A CRIME IS COMMITTED IN JOHNSON COUNTY
EVERY 9 HOURS AND 58 MINUTES

FULL TIME SWORN LAW ENFORCEMENT EMPLOYEES

Agency	Male	Female	Total
STATE POLICE	9	0	9
JOHNSON COUNTY SHERIFF'S OFFICE	11	0	11
PAINTSVILLE POLICE DEPARTMENT	11	0	11
ALL OTHER AGENCIES	6	2	8

**Kentucky State Police Troopers may be assigned to multiple counties per post.



County Seat: Paintsville
Population: 23,356
Registered Sex Offenders: 38

**JOHNSON
COUNTY**

Group A Offenses	State Police		Sheriff		Paintsville		All Other Agencies		Total	
By Category	Offenses		Offenses		Offenses		Offenses		Offenses	
	Reported	Cleared	Reported	Cleared	Reported	Cleared	Reported	Cleared	Reported	Cleared
Arson	1	0	3	1	0	0	0	0	4	1
Assault Offenses	17	15	62	25	18	12	0	0	97	52
Bribery	0	0	0	0	0	0	0	0	0	0
Burglary/Breaking and Entering	15	0	46	4	25	8	0	0	86	12
Counterfeiting/Forgery	1	0	11	2	4	0	0	0	16	2
Destruction/Damage/Vandalism Of Property	2	0	27	2	15	5	0	0	44	7
Drug/Narcotic Offenses	29	8	71	44	165	134	47	9	312	195
Embezzlement	0	0	0	0	0	0	0	0	0	0
Extortion/Blackmail	0	0	0	0	0	0	0	0	0	0
Fraud Offenses	8	3	2	0	17	0	0	0	27	3
Gambling Offenses	0	0	0	0	0	0	0	0	0	0
Homicide Offenses	0	0	0	0	0	0	0	0	0	0
Kidnapping/Abduction	0	0	0	0	0	0	0	0	0	0
Larceny/Theft Offenses	5	1	85	6	138	67	0	0	228	74
Motor Vehicle Theft	2	0	14	0	6	0	0	0	22	0
Pornography/Obscene Material	3	3	0	0	0	0	0	0	3	3
Prostitution Offenses	0	0	0	0	0	0	0	0	0	0
Robbery	0	0	0	0	1	0	0	0	1	0
Sex Offenses, Forcible	9	3	1	0	3	0	0	0	13	3
Sex Offenses, Nonforcible	2	1	0	0	0	0	0	0	2	1
Stolen Property Offenses (Receiving, etc.)	1	0	4	3	7	2	0	0	12	5
Weapon Law Violations	0	0	4	2	7	7	0	0	11	9
Total	95	34	330	89	406	235	47	9	878	367

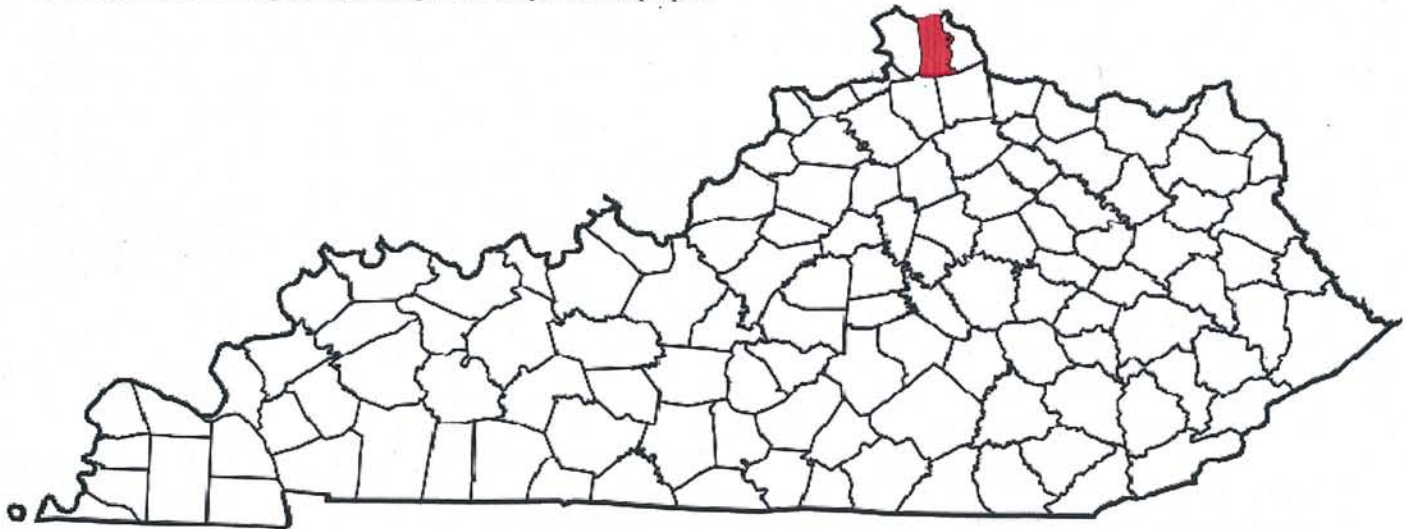
Kenton County

**A CRIME IS COMMITTED IN KENTON COUNTY
EVERY 58 MINUTES**

FULL TIME SWORN LAW ENFORCEMENT EMPLOYEES

Agency	Male	Female	Total
STATE POLICE	1	0	1
KENTON COUNTY SHERIFF'S OFFICE	23	1	24
COVINGTON POLICE DEPARTMENT	100	8	108
ELSMERE POLICE DEPARTMENT	12	0	12
ERLANGER POLICE DEPARTMENT	37	3	40
FORT WRIGHT POLICE DEPARTMENT	12	0	12
KENTON CO. POLICE DEPARTMENT	31	2	33
PARK HILLS POLICE DEPARTMENT	5	0	5
LUDLOW POLICE DEPARTMENT	10	0	10
LAKESIDE PARK POLICE DEPARTMENT	9	1	10
TAYLOR MILL POLICE DEPARTMENT	9	2	11
VILLA HILLS POLICE DEPARTMENT	7	0	7
FORT MITCHELL POLICE DEPARTMENT	9	1	10
EDGEWOOD POLICE DEPARTMENT	13	1	14
INDEPENDENCE POLICE DEPARTMENT	30	2	32
CRESCENT SPRINGS POLICE DEPARTMENT	0	0	0
NORTHERN KY TASK FORCE	2	0	2
ALL OTHER AGENCIES	3	0	3

**Kentucky State Police Troopers may be assigned to multiple counties per post.



County Seat: Independence
Population: 159,720
Registered Sex Offenders: 162

KENTON COUNTY

Group A Offenses	State Police		Sheriff		Covington		Elsmere		Erlanger		Fort Wright	
By Category	Offenses		Offenses		Offenses		Offenses		Offenses		Offenses	
	Reported	Cleared	Reported	Cleared	Reported	Cleared	Reported	Cleared	Reported	Cleared	Reported	Cleared
Arson	0	0	0	0	17	3	2	0	1	1	0	0
Assault Offenses	1	1	6	5	1222	355	62	29	155	53	38	21
Bribery	0	0	0	0	1	1	0	0	1	0	0	0
Burglary/Breaking and Entering	0	0	1	0	733	42	89	18	130	23	31	9
Counterfeiting/Forgery	0	0	0	0	154	41	7	2	23	8	15	7
Destruction/Damage/Vandalism Of Property	0	0	0	0	871	46	56	14	157	5	35	4
Drug/Narcotic Offenses	3	3	26	25	1190	1070	29	26	139	113	95	94
Embezzlement	0	0	0	0	0	0	0	0	0	0	0	0
Extortion/Blackmail	0	0	0	0	1	0	0	0	0	0	0	0
Fraud Offenses	1	0	0	0	206	28	8	1	49	8	37	9
Gambling Offenses	0	0	0	0	0	0	0	0	0	0	0	0
Homicide Offenses	0	0	0	0	1	0	0	0	2	2	0	0
Kidnapping/Abduction	0	0	0	0	30	5	0	0	3	1	2	2
Larceny/Theft Offenses	0	0	6	3	1612	118	140	19	474	106	299	185
Motor Vehicle Theft	0	0	1	0	212	5	13	2	21	4	10	3
Pornography/Obscene Material	1	0	0	0	5	1	1	0	0	0	0	0
Prostitution Offenses	1	1	0	0	16	15	0	0	0	0	0	0
Robbery	0	0	0	0	156	22	5	2	22	9	7	6
Sex Offenses, Forcible	1	0	0	0	69	3	14	0	24	13	3	1
Sex Offenses, Nonforcible	1	0	0	0	2	0	3	1	1	0	0	0
Stolen Property Offenses (Receiving, etc.)	2	2	0	0	146	61	11	5	21	15	7	3
Weapon Law Violations	1	1	0	0	65	61	1	1	5	4	3	3
Total	12	8	40	33	6709	1877	441	120	1228	365	582	347

KENTON COUNTY

Group A Offenses	Kenton Co. PD		Park Hills		Ludlow		Lakeside Park		Taylor Mill		Villa Hills	
By Category	Offenses		Offenses		Offenses		Offenses		Offenses		Offenses	
	Reported	Cleared	Reported	Cleared	Reported	Cleared	Reported	Cleared	Reported	Cleared	Reported	Cleared
Arson	1	0	0	0	2	0	0	0	1	0	0	0
Assault Offenses	89	67	47	13	140	30	3	2	29	18	2	2
Bribery	1	1	0	0	0	0	0	0	0	0	0	0
Burglary/Breaking and Entering	77	31	28	3	91	5	18	3	29	9	7	2
Counterfeiting/Forgery	12	8	0	0	2	0	4	0	38	7	0	0
Destruction/Damage/Vandalism Of Property	35	13	36	3	89	3	16	3	26	1	8	1
Drug/Narcotic Offenses	98	96	46	41	53	43	5	4	45	44	2	2
Embezzlement	0	0	0	0	0	0	0	0	0	0	0	0
Extortion/Blackmail	0	0	0	0	0	0	0	0	0	0	0	0
Fraud Offenses	14	7	6	0	14	0	8	0	8	2	1	0
Gambling Offenses	0	0	0	0	0	0	0	0	0	0	0	0
Homicide Offenses	0	0	0	0	0	0	0	0	0	0	0	0
Kidnapping/Abduction	0	0	0	0	2	0	1	0	1	1	0	0
Larceny/Theft Offenses	117	32	53	4	161	7	122	27	84	20	24	4
Motor Vehicle Theft	9	5	8	0	9	0	6	0	4	1	5	1
Pornography/Obscene Material	8	6	0	0	0	0	0	0	0	0	0	0
Prostitution Offenses	0	0	0	0	0	0	0	0	0	0	0	0
Robbery	1	1	1	0	8	0	0	0	2	1	0	0
Sex Offenses, Forcible	10	9	1	1	12	0	2	1	1	0	0	0
Sex Offenses, Nonforcible	1	1	0	0	0	0	0	0	0	0	0	0
Stolen Property Offenses (Receiving, etc.)	11	7	0	0	3	0	2	2	9	2	0	0
Weapon Law Violations	6	5	1	1	0	0	0	0	1	0	0	0
Total	490	289	227	66	586	88	187	42	278	106	49	12

KENTON COUNTY

Group A Offenses	Fort Mitchell		Edgewood		Independence		Crescent Springs		Northern KY TF		All Other Agencies		Total	
By Category	Offenses		Offenses		Offenses		Offenses		Offenses		Offenses		Offenses	
	Reported	Cleared	Reported	Cleared	Reported	Cleared	Reported	Cleared	Reported	Cleared	Reported	Cleared	Reported	Cleared
Arson	0	0	1	0	0	0	0	0	0	0	0	0	25	4
Assault Offenses	28	11	35	10	171	43	0	0	0	0	0	0	2028	660
Bribery	0	0	0	0	0	0	0	0	0	0	0	0	3	2
Burglary/Breaking and Entering	32	6	19	0	93	12	0	0	0	0	0	0	1378	163
Counterfeiting/Forgery	34	3	7	1	12	7	0	0	0	0	0	0	308	84
Destruction/Damage/Vandalism Of Property	48	5	28	2	77	4	0	0	0	0	0	0	1482	104
Drug/Narcotic Offenses	55	46	38	36	108	93	0	0	0	0	0	0	1932	1736
Embezzlement	0	0	0	0	0	0	0	0	0	0	0	0	0	0
Extortion/Blackmail	0	0	0	0	0	0	0	0	0	0	0	0	1	0
Fraud Offenses	27	0	29	21	50	16	0	0	0	0	5	5	463	97
Gambling Offenses	0	0	0	0	0	0	0	0	0	0	0	0	0	0
Homicide Offenses	0	0	1	1	1	0	0	0	0	0	0	0	5	3
Kidnapping/Abduction	2	0	0	0	3	0	0	0	0	0	0	0	44	9
Larceny/Theft Offenses	159	26	118	22	217	52	0	0	0	0	3	3	3589	628
Motor Vehicle Theft	4	0	3	0	16	6	0	0	0	0	0	0	321	27
Pornography/Obscene Material	0	0	0	0	1	1	0	0	0	0	9	9	25	17
Prostitution Offenses	0	0	0	0	0	0	0	0	0	0	0	0	17	16
Robbery	2	1	0	0	5	2	0	0	0	0	0	0	209	44
Sex Offenses, Forcible	6	0	2	2	15	8	0	0	0	0	0	0	160	38
Sex Offenses, Nonforcible	0	0	0	0	0	0	0	0	0	0	0	0	8	2
Stolen Property Offenses (Receiving, etc.)	8	6	8	3	10	6	0	0	0	0	2	2	240	114
Weapon Law Violations	1	1	3	2	6	5	0	0	0	0	0	0	93	84
Total	406	105	292	100	785	255	0	0	0	0	19	19	12331	3832

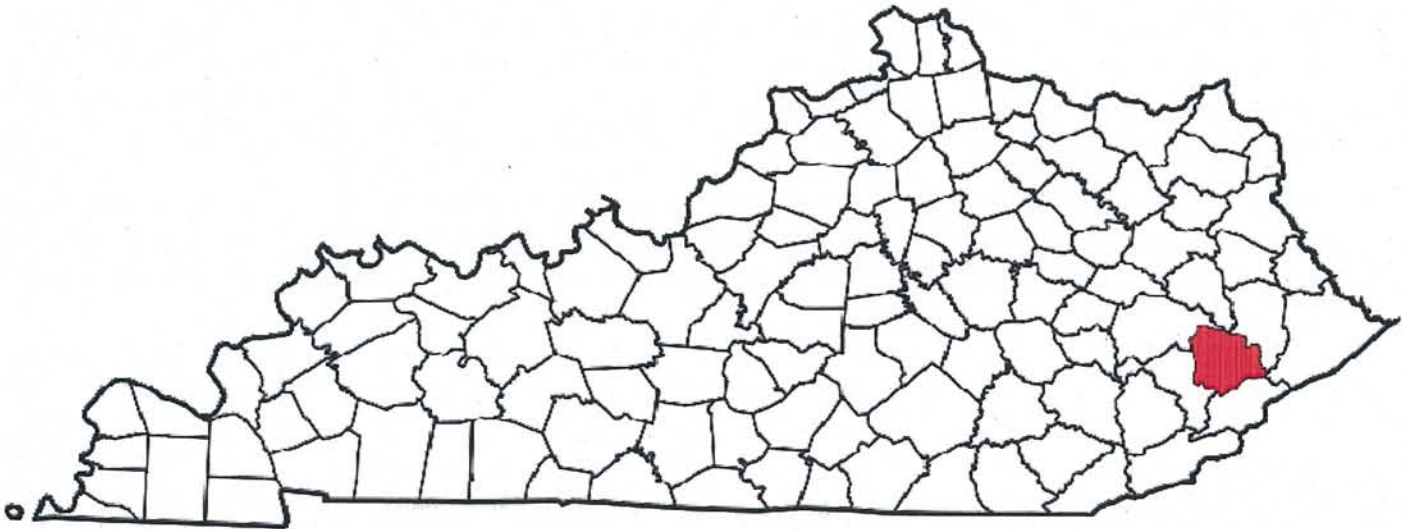
Knott County

A CRIME IS COMMITTED IN KNOTT COUNTY
EVERY 28 HOURS AND 10 MINUTES

FULL TIME SWORN LAW ENFORCEMENT EMPLOYEES

Agency	Male	Female	Total
STATE POLICE	5	0	5
KNOTT COUNTY SHERIFF'S OFFICE	6	0	6
ALL OTHER AGENCIES	3	0	3

**Kentucky State Police Troopers may be assigned to multiple counties per post.



County Seat: Hindman
Population: 16,346
Registered Sex Offenders: 22

**KNOTT
COUNTY**

Group A Offenses	State Police		Sheriff		All Other Agencies		-		Total	
By Category	Offenses		Offenses		Offenses		Offenses		Offenses	
	Reported	Cleared	Reported	Cleared	Reported	Cleared	Reported	Cleared	Reported	Cleared
Arson	1	0	0	0	0	0			1	0
Assault Offenses	69	46	0	0	1	1			70	47
Bribery	0	0	0	0	0	0			0	0
Burglary/Breaking and Entering	46	9	0	0	0	0			46	9
Counterfeiting/Forgery	0	0	1	1	0	0			1	1
Destruction/Damage/Vandalism Of Property	23	10	0	0	1	0			24	10
Drug/Narcotic Offenses	61	22	0	0	22	14			83	36
Embezzlement	0	0	0	0	0	0			0	0
Extortion/Blackmail	0	0	0	0	0	0			0	0
Fraud Offenses	2	0	1	1	0	0			3	1
Gambling Offenses	0	0	0	0	0	0			0	0
Homicide Offenses	1	1	0	0	0	0			1	1
Kidnapping/Abduction	1	1	0	0	0	0			1	1
Larceny/Theft Offenses	33	10	3	3	0	0			36	13
Motor Vehicle Theft	18	4	0	0	0	0			18	4
Pornography/Obscene Material	2	1	0	0	0	0			2	1
Prostitution Offenses	0	0	0	0	0	0			0	0
Robbery	6	3	0	0	0	0			6	3
Sex Offenses, Forcible	7	2	0	0	0	0			7	2
Sex Offenses, Nonforcible	0	0	0	0	0	0			0	0
Stolen Property Offenses (Receiving, etc.)	8	3	0	0	1	0			9	3
Weapon Law Violations	3	3	0	0	0	0			3	3
Total	281	115	5	5	25	15	0	0	311	135

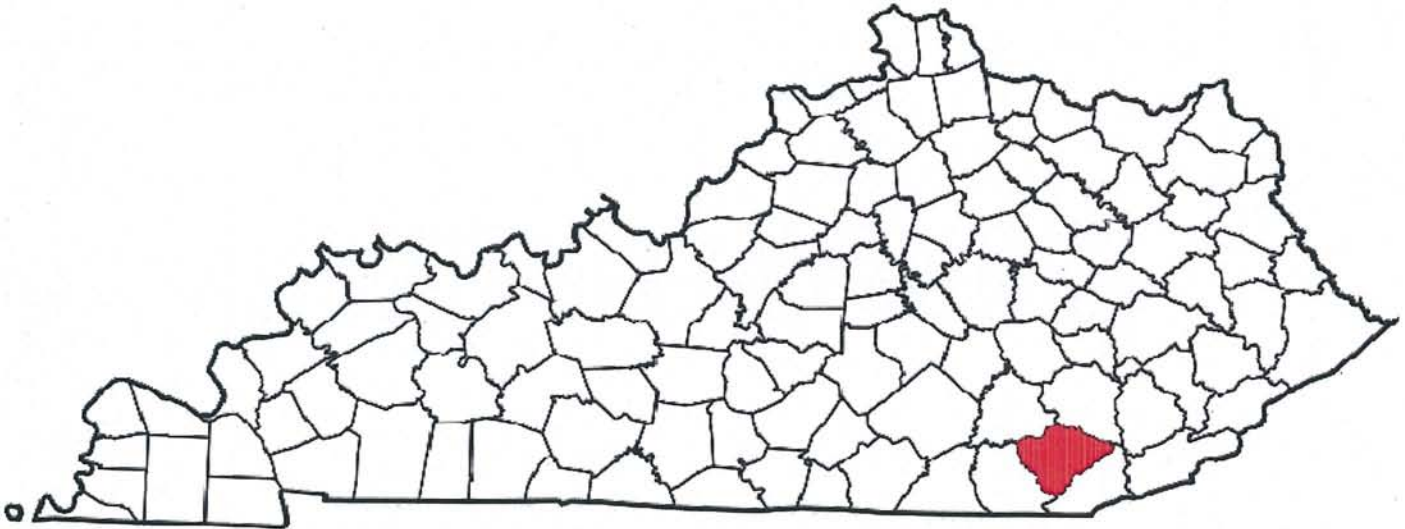
Knox County

A CRIME IS COMMITTED IN KNOX COUNTY
EVERY 1 HOUR AND 50 MINUTES

FULL TIME SWORN LAW ENFORCEMENT EMPLOYEES

Agency	Male	Female	Total
STATE POLICE	6	0	6
KNOX COUNTY SHERIFF'S OFFICE	8	0	8
BARBOURVILLE POLICE DEPARTMENT	14	0	14
ALL OTHER AGENCIES	6	2	8

**Kentucky State Police Troopers may be assigned to multiple counties per post.



County Seat: Barbourville
Population: 31,883
Registered Sex Offenders: 53

KNOX COUNTY

Group A Offenses	State Police		Sheriff		Barbourville		All Other Agencies		Total	
By Category	Offenses		Offenses		Offenses		Offenses		Offenses	
	Reported	Cleared	Reported	Cleared	Reported	Cleared	Reported	Cleared	Reported	Cleared
Arson	2	0	0	0	0	0	1	0	3	0
Assault Offenses	43	35	32	19	6	5	4	3	85	62
Bribery	0	0	0	0	1	1	0	0	1	1
Burglary/Breaking and Entering	75	16	222	18	12	5	14	1	323	40
Counterfeiting/Forgery	15	12	36	20	3	2	27	11	81	45
Destruction/Damage/Vandalism Of Property	32	13	112	8	9	3	12	2	165	26
Drug/Narcotic Offenses	217	156	92	78	66	34	98	72	473	340
Embezzlement	0	0	0	0	0	0	0	0	0	0
Extortion/Blackmail	0	0	0	0	0	0	0	0	0	0
Fraud Offenses	9	4	43	18	0	0	29	15	81	37
Gambling Offenses	0	0	0	0	0	0	0	0	0	0
Homicide Offenses	1	0	1	1	1	1	0	0	3	2
Kidnapping/Abduction	0	0	0	0	0	0	0	0	0	0
Larceny/Theft Offenses	95	21	186	11	35	9	86	21	402	62
Motor Vehicle Theft	22	8	25	1	4	1	2	0	53	10
Pornography/Obscene Material	3	0	2	2	0	0	0	0	5	2
Prostitution Offenses	0	0	0	0	0	0	0	0	0	0
Robbery	2	0	7	3	3	2	3	0	15	5
Sex Offenses, Forcible	3002	2	4	3	0	0	1	0	3007	5
Sex Offenses, Nonforcible	0	0	0	0	0	0	0	0	0	0
Stolen Property Offenses (Receiving, etc.)	14	11	19	8	7	7	8	7	48	33
Weapon Law Violations	2	2	10	8	9	7	2	1	23	18
Total	3534	280	791	198	156	77	287	133	4768	688

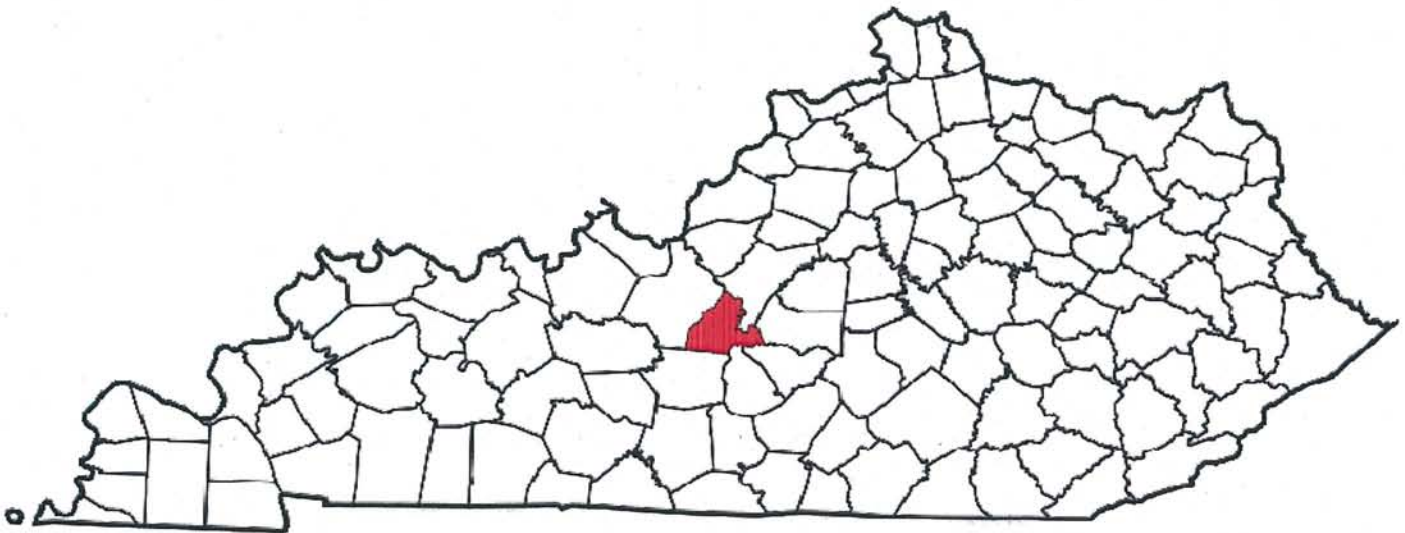
Larue County

A CRIME IS COMMITTED IN LARUE COUNTY
EVERY 14 HOURS AND 50 MINUTES

FULL TIME SWORN LAW ENFORCEMENT EMPLOYEES

Agency	Male	Female	Total
STATE POLICE	2	0	2
LARUE COUNTY SHERIFF'S OFFICE	3	0	3
HODGENVILLE POLICE DEPARTMENT	4	0	4
ALL OTHER AGENCIES	1	0	1

**Kentucky State Police Troopers may be assigned to multiple counties per post.



County Seat: Hodgenville
Population: 14,193
Registered Sex Offenders: 24

LARUE COUNTY

Group A Offenses	State Police		Sheriff		Hodgenville		All Other Agencies		Total	
By Category	Offenses		Offenses		Offenses		Offenses		Offenses	
	Reported	Cleared	Reported	Cleared	Reported	Cleared	Reported	Cleared	Reported	Cleared
Arson	0	0	0	0	0	0	0	0	0	0
Assault Offenses	8	7	21	18	18	14	0	0	47	39
Bribery	0	0	0	0	0	0	0	0	0	0
Burglary/Breaking and Entering	14	2	33	5	16	1	0	0	63	8
Counterfeiting/Forgery	0	0	2	0	0	0	0	0	2	0
Destruction/Damage/Vandalism Of Property	1	1	18	6	19	7	0	0	38	14
Drug/Narcotic Offenses	9	6	55	34	23	21	3	3	90	64
Embezzlement	0	0	0	0	0	0	0	0	0	0
Extortion/Blackmail	0	0	0	0	0	0	0	0	0	0
Fraud Offenses	8	2	3	0	3	3	0	0	14	5
Gambling Offenses	0	0	0	0	0	0	0	0	0	0
Homicide Offenses	1	1	0	0	0	0	0	0	1	1
Kidnapping/Abduction	0	0	0	0	0	0	0	0	0	0
Larceny/Theft Offenses	12	4	40	4	22	7	0	0	74	15
Motor Vehicle Theft	7	5	8	1	3	1	0	0	18	7
Pornography/Obscene Material	1	0	0	0	0	0	0	0	1	0
Prostitution Offenses	0	0	0	0	0	0	0	0	0	0
Robbery	0	0	0	0	2	2	0	0	2	2
Sex Offenses, Forcible	14	12	103	2	2	0	0	0	119	14
Sex Offenses, Nonforcible	0	0	104	3	0	0	0	0	104	3
Stolen Property Offenses (Receiving, etc.)	5	4	2	2	1	1	0	0	8	7
Weapon Law Violations	4	4	4	3	1	1	0	0	9	8
Total	84	48	393	78	110	58	3	3	590	187

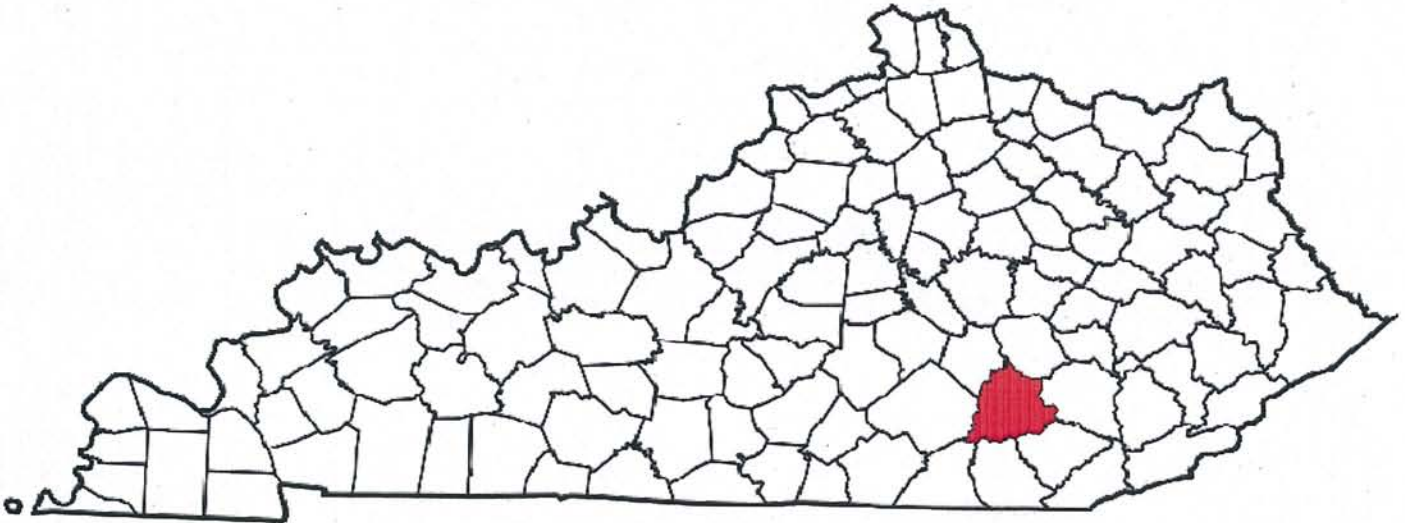
Laurel County

A CRIME IS COMMITTED IN LAUREL COUNTY
EVERY 3 HOURS AND 30 MINUTES

FULL TIME SWORN LAW ENFORCEMENT EMPLOYEES

Agency	Male	Female	Total
STATE POLICE	6	1	7
LAUREL COUNTY SHERIFF'S OFFICE	28	0	28
LONDON POLICE DEPARTMENT	34	0	34
ALL OTHER AGENCIES	4	0	4

**Kentucky State Police Troopers may be assigned to multiple counties per post.



County Seat: London
Population: 58,849
Registered Sex Offenders: 67

**LAUREL
COUNTY**

Group A Offenses	State Police		Sheriff		London		All Other Agencies		Total	
By Category	Offenses		Offenses		Offenses		Offenses		Offenses	
	Reported	Cleared	Reported	Cleared	Reported	Cleared	Reported	Cleared	Reported	Cleared
Arson	7	1	0	0	1	0	0	0	8	1
Assault Offenses	35	31	28	23	29	16	1	1	93	71
Bribery	0	0	1	1	0	0	0	0	1	1
Burglary/Breaking and Entering	51	6	213	14	61	12	2	1	327	33
Counterfeiting/Forgery	24	16	24	11	51	13	0	0	99	40
Destruction/Damage/Vandalism Of Property	12	5	60	6	76	17	0	0	148	28
Drug/Narcotic Offenses	157	92	272	144	194	145	58	26	681	407
Embezzlement	0	0	0	0	0	0	0	0	0	0
Extortion/Blackmail	0	0	0	0	0	0	0	0	0	0
Fraud Offenses	45	21	48	2	33	5	1	0	127	28
Gambling Offenses	0	0	0	0	0	0	1	1	1	1
Homicide Offenses	0	0	2	2	1	0	0	0	3	2
Kidnapping/Abduction	0	0	0	0	2	1	0	0	2	1
Larceny/Theft Offenses	86	24	311	32	380	182	1	0	778	238
Motor Vehicle Theft	20	4	63	1	14	1	0	0	97	6
Pornography/Obscene Material	0	0	1	0	0	0	2	0	3	0
Prostitution Offenses	0	0	0	0	0	0	1	0	1	0
Robbery	2	0	12	5	8	6	0	0	22	11
Sex Offenses, Forcible	23	14	17	2	11	4	0	0	51	20
Sex Offenses, Nonforcible	1	0	0	0	0	0	0	0	1	0
Stolen Property Offenses (Receiving, etc.)	5	1	12	6	18	13	0	0	35	20
Weapon Law Violations	3	3	9	9	5	4	0	0	17	16
Total	471	218	1073	258	884	419	67	29	2495	924

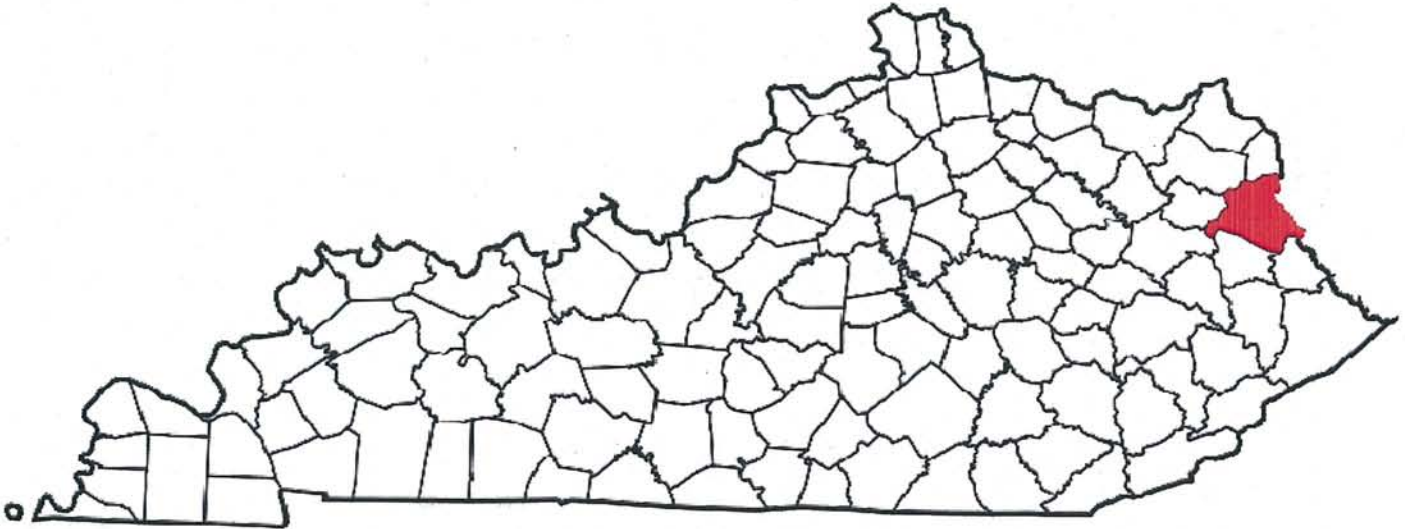
Lawrence County

A CRIME IS COMMITTED IN LAWRENCE COUNTY
EVERY 28 HOURS AND 37 MINUTES

FULL TIME SWORN LAW ENFORCEMENT EMPLOYEES

Agency	Male	Female	Total
STATE POLICE	3	0	3
LAWRENCE COUNTY SHERIFF'S OFFICE	6	0	6
LOUISA POLICE DEPARTMENT	5	0	5
ALL OTHER AGENCIES	1	0	1

**Kentucky State Police Troopers may be assigned to multiple counties per post.



County Seat: Louisa
Population: 15,860
Registered Sex Offenders: 43

**LAWRENCE
COUNTY**

Group A Offenses	State Police		Sheriff		Louisa		All Other Agencies		Total	
By Category	Offenses		Offenses		Offenses		Offenses		Offenses	
	Reported	Cleared	Reported	Cleared	Reported	Cleared	Reported	Cleared	Reported	Cleared
Arson	0	0	0	0	0	0	0	0	0	0
Assault Offenses	11	10	5	1	24	12	0	0	40	23
Bribery	0	0	0	0	0	0	0	0	0	0
Burglary/Breaking and Entering	17	2	22	1	16	1	0	0	55	4
Counterfeiting/Forgery	0	0	1	1	2	0	0	0	3	1
Destruction/Damage/Vandalism Of Property	5	1	8	1	9	0	0	0	22	2
Drug/Narcotic Offenses	3	0	8	7	34	32	5	5	50	44
Embezzlement	0	0	0	0	0	0	0	0	0	0
Extortion/Blackmail	0	0	0	0	0	0	0	0	0	0
Fraud Offenses	1	1	0	0	2	0	0	0	3	1
Gambling Offenses	0	0	0	0	0	0	0	0	0	0
Homicide Offenses	0	0	0	0	0	0	0	0	0	0
Kidnapping/Abduction	0	0	0	0	0	0	0	0	0	0
Larceny/Theft Offenses	11	2	31	5	28	2	0	0	70	9
Motor Vehicle Theft	2	0	12	1	3	0	0	0	17	1
Pornography/Obscene Material	0	0	0	0	0	0	0	0	0	0
Prostitution Offenses	0	0	0	0	0	0	0	0	0	0
Robbery	0	0	1	1	0	0	0	0	1	1
Sex Offenses, Forcible	36	27	5	4	0	0	0	0	41	31
Sex Offenses, Nonforcible	0	0	0	0	0	0	0	0	0	0
Stolen Property Offenses (Receiving, etc.)	1	0	1	0	1	0	0	0	3	0
Weapon Law Violations	0	0	1	1	0	0	0	0	1	1
Total	87	43	95	23	119	47	5	5	306	118

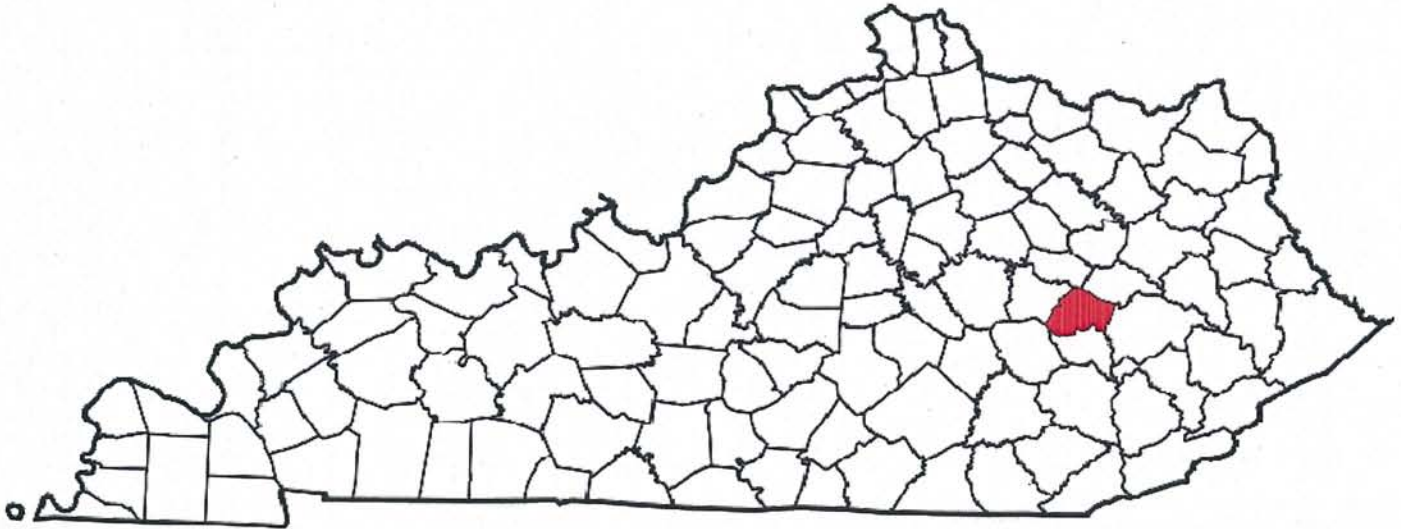
Lee County

A CRIME IS COMMITTED IN LEE COUNTY
EVERY 38 HOURS AND 35 MINUTES

FULL TIME SWORN LAW ENFORCEMENT EMPLOYEES

Agency	Male	Female	Total
STATE POLICE	3	0	3
LEE COUNTY SHERIFF'S OFFICE	2	0	2
BEATTYVILLE POLICE DEPARTMENT	5	0	5
ALL OTHER AGENCIES	6	1	7

**Kentucky State Police Troopers may be assigned to multiple counties per post.



County Seat: Beattyville
Population: 7,887
Registered Sex Offenders: 12

**LEE
COUNTY**

Group A Offenses	State Police		Sheriff		Beattyville		All Other Agencies		Total	
By Category	Offenses		Offenses		Offenses		Offenses		Offenses	
	Reported	Cleared	Reported	Cleared	Reported	Cleared	Reported	Cleared	Reported	Cleared
Arson	3	0	0	0	0	0	0	0	3	0
Assault Offenses	10	9	0	0	0	0	0	0	10	9
Bribery	0	0	0	0	0	0	0	0	0	0
Burglary/Breaking and Entering	10	1	2	2	1	0	0	0	13	3
Counterfeiting/Forgery	4	4	0	0	1	1	0	0	5	5
Destruction/Damage/Vandalism Of Property	4	1	1	1	2	0	0	0	7	2
Drug/Narcotic Offenses	62	4	0	0	2	2	64	15	128	21
Embezzlement	0	0	0	0	0	0	0	0	0	0
Extortion/Blackmail	0	0	0	0	0	0	0	0	0	0
Fraud Offenses	7	4	0	0	2	2	0	0	9	6
Gambling Offenses	0	0	0	0	0	0	0	0	0	0
Homicide Offenses	0	0	0	0	0	0	0	0	0	0
Kidnapping/Abduction	0	0	0	0	0	0	0	0	0	0
Larceny/Theft Offenses	17	3	6	5	9	3	0	0	32	11
Motor Vehicle Theft	0	0	4	4	2	2	0	0	6	6
Pornography/Obscene Material	0	0	0	0	0	0	0	0	0	0
Prostitution Offenses	0	0	0	0	0	0	0	0	0	0
Robbery	0	0	0	0	0	0	0	0	0	0
Sex Offenses, Forcible	7	5	0	0	0	0	0	0	7	5
Sex Offenses, Nonforcible	0	0	0	0	0	0	0	0	0	0
Stolen Property Offenses (Receiving, etc.)	3	3	1	1	1	0	0	0	5	4
Weapon Law Violations	2	2	0	0	0	0	0	0	2	2
Total	129	36	14	13	20	10	64	15	227	74

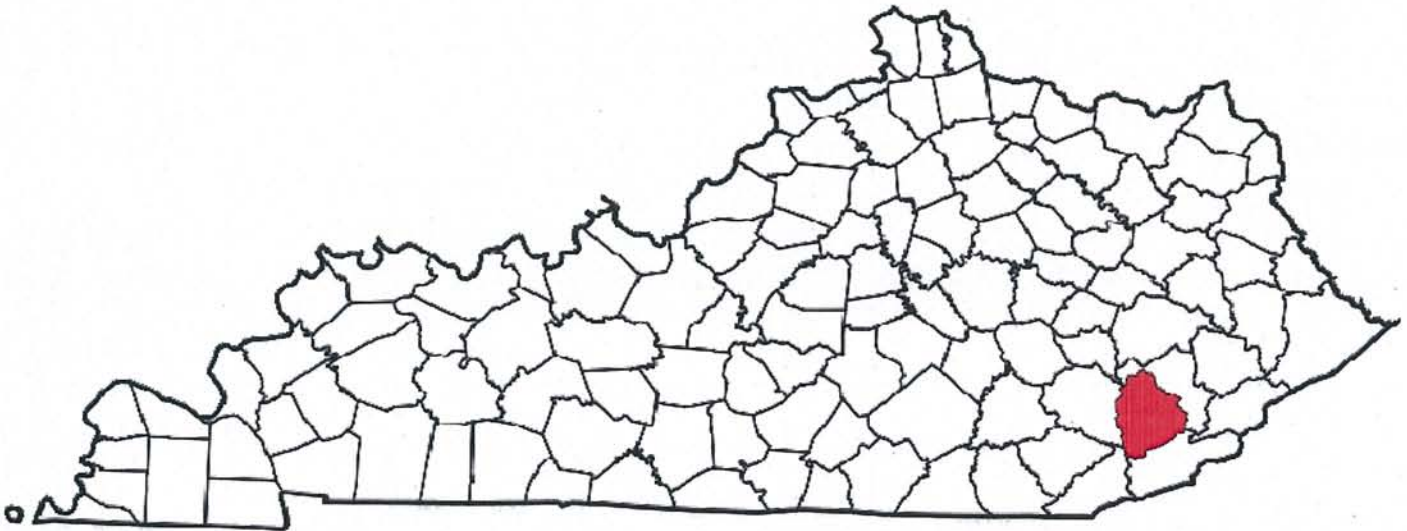
Leslie County

A CRIME IS COMMITTED IN LESLIE COUNTY
EVERY 42 HOURS AND 43 MINUTES

FULL TIME SWORN LAW ENFORCEMENT EMPLOYEES

Agency	Male	Female	Total
STATE POLICE	3	0	3
LESLIE COUNTY SHERIFF'S OFFICE	5	0	5
HYDEN POLICE DEPARTMENT	2	0	2
ALL OTHER AGENCIES	0	0	0

**Kentucky State Police Troopers may be assigned to multiple counties per post.



County Seat: Hyden
Population: 11,310
Registered Sex Offenders: 12

**LESLIE
COUNTY**

Group A Offenses	State Police		Sheriff		Hyden		All Other Agencies		Total	
By Category	Offenses		Offenses		Offenses		Offenses		Offenses	
	Reported	Cleared	Reported	Cleared	Reported	Cleared	Reported	Cleared	Reported	Cleared
Arson	1	0	0	0	0	0	0	0	1	0
Assault Offenses	53	45	0	0	0	0	0	0	53	45
Bribery	0	0	0	0	0	0	0	0	0	0
Burglary/Breaking and Entering	19	3	0	0	0	0	0	0	19	3
Counterfeiting/Forgery	3	0	0	0	0	0	0	0	3	0
Destruction/Damage/Vandalism Of Property	3	2	0	0	0	0	0	0	3	2
Drug/Narcotic Offenses	88	27	0	0	0	0	0	0	88	27
Embezzlement	0	0	0	0	0	0	0	0	0	0
Extortion/Blackmail	0	0	0	0	0	0	0	0	0	0
Fraud Offenses	1	0	0	0	0	0	0	0	1	0
Gambling Offenses	0	0	0	0	0	0	0	0	0	0
Homicide Offenses	0	0	0	0	0	0	0	0	0	0
Kidnapping/Abduction	0	0	0	0	0	0	0	0	0	0
Larceny/Theft Offenses	18	4	0	0	0	0	0	0	18	4
Motor Vehicle Theft	8	1	0	0	0	0	0	0	8	1
Pornography/Obscene Material	2	0	0	0	0	0	0	0	2	0
Prostitution Offenses	0	0	0	0	0	0	0	0	0	0
Robbery	0	0	0	0	0	0	0	0	0	0
Sex Offenses, Forcible	4	3	0	0	0	0	0	0	4	3
Sex Offenses, Nonforcible	0	0	0	0	0	0	0	0	0	0
Stolen Property Offenses (Receiving, etc.)	3	2	0	0	0	0	0	0	3	2
Weapon Law Violations	2	2	0	0	0	0	0	0	2	2
Total	205	89	0	0	0	0	0	0	205	89

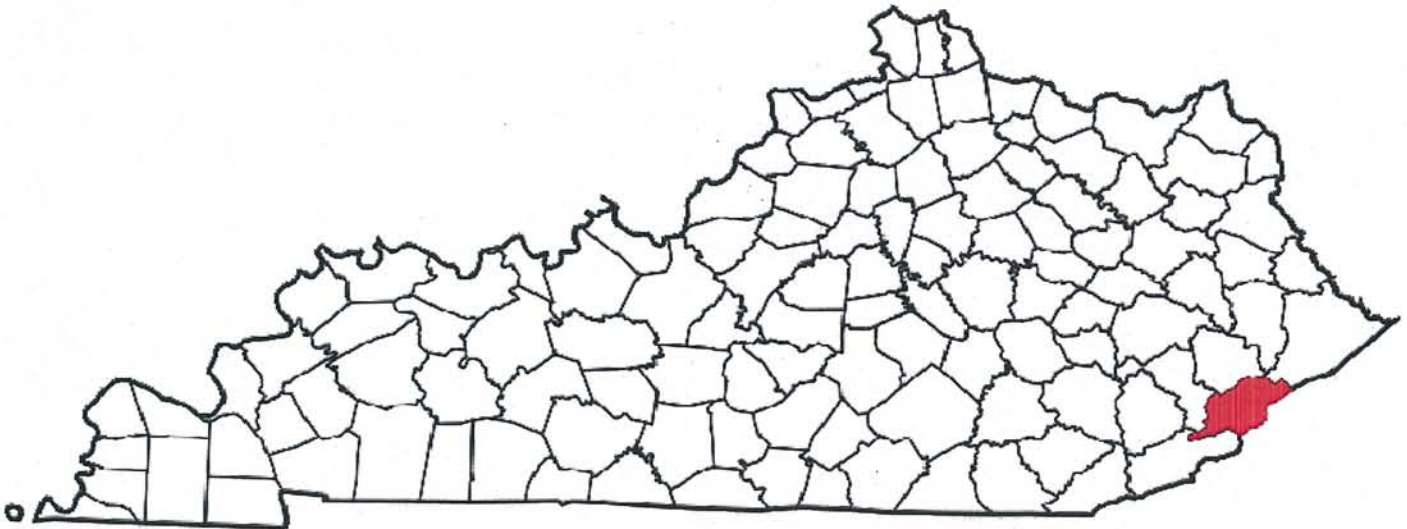
Letcher County

A CRIME IS COMMITTED IN LETCHER COUNTY
EVERY 20 HOURS AND 13 MINUTES

FULL TIME SWORN LAW ENFORCEMENT EMPLOYEES

Agency	Male	Female	Total
STATE POLICE	4	0	4
LETCHER COUNTY SHERIFF'S OFFICE	9	2	11
JENKINS POLICE DEPARTMENT	5	1	6
FLEMING-NEON POLICE DEPARTMENT	2	0	2
ALL OTHER AGENCIES	2	0	2

**Kentucky State Police Troopers may be assigned to multiple counties per post.



County Seat: Whitesburg
Population: 24,519
Registered Sex Offenders: 36

**LETCHER
COUNTY**

Group A Offenses	State Police		Sheriff		Jenkins		Fleming-Neon		All Other Agencies		Total	
By Category	Offenses		Offenses		Offenses		Offenses		Offenses		Offenses	
	Reported	Cleared	Reported	Cleared	Reported	Cleared	Reported	Cleared	Reported	Cleared	Reported	Cleared
Arson	0	0	0	0	0	0	0	0	0	0	0	0
Assault Offenses	41	26	2	0	1	0	0	0	0	0	44	26
Bribery	0	0	0	0	0	0	0	0	2	2	2	2
Burglary/Breaking and Entering	21	1	25	6	4	0	2	2	0	0	52	9
Counterfeiting/Forgery	2	0	3	3	0	0	0	0	0	0	5	3
Destruction/Damage/Vandalism Of Property	13	2	12	4	0	0	1	1	0	0	26	7
Drug/Narcotic Offenses	101	57	18	16	3	3	0	0	38	0	160	76
Embezzlement	0	0	0	0	0	0	0	0	0	0	0	0
Extortion/Blackmail	0	0	0	0	0	0	0	0	0	0	0	0
Fraud Offenses	1	1	9	0	1	0	0	0	5	5	16	6
Gambling Offenses	0	0	0	0	0	0	0	0	0	0	0	0
Homicide Offenses	0	0	0	0	0	0	0	0	0	0	0	0
Kidnapping/Abduction	1	1	0	0	0	0	0	0	0	0	1	1
Larceny/Theft Offenses	43	5	24	4	1	0	3	3	0	0	71	12
Motor Vehicle Theft	7	0	9	0	1	0	0	0	0	0	17	0
Pornography/Obscene Material	1	0	0	0	0	0	0	0	0	0	1	0
Prostitution Offenses	0	0	0	0	0	0	0	0	0	0	0	0
Robbery	7	3	1	0	0	0	0	0	0	0	8	3
Sex Offenses, Forcible	23	17	1	1	0	0	0	0	0	0	24	18
Sex Offenses, Nonforcible	0	0	0	0	0	0	0	0	0	0	0	0
Stolen Property Offenses (Receiving, etc.)	2	0	0	0	0	0	0	0	0	0	2	0
Weapon Law Violations	4	4	0	0	0	0	0	0	0	0	4	4
Total	267	117	104	34	11	3	6	6	45	7	433	167

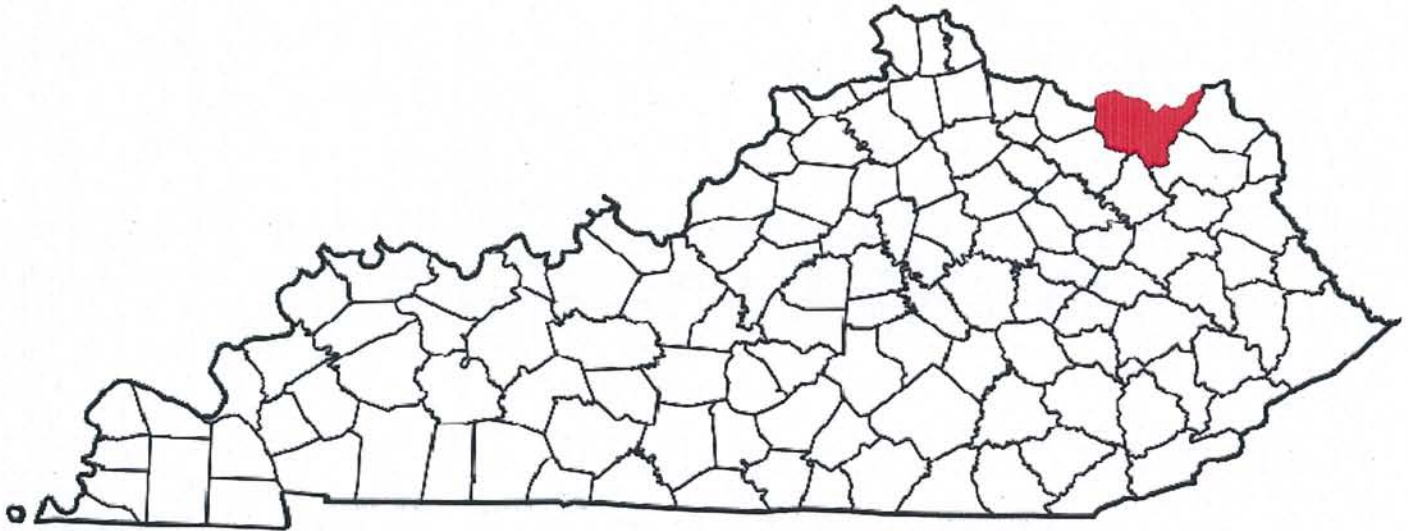
Lewis County

A CRIME IS COMMITTED IN LEWIS COUNTY
EVERY 34 HOURS AND 37 MINUTES

FULL TIME SWORN LAW ENFORCEMENT EMPLOYEES

Agency	Male	Female	Total
STATE POLICE	7	0	7
LEWIS COUNTY SHERIFF'S OFFICE	3	0	3
VANCEBURG POLICE DEPARTMENT	6	0	6
ALL OTHER AGENCIES	4	0	4

**Kentucky State Police Troopers may be assigned to multiple counties per post.



County Seat: Vanceburg
Population: 13,870
Registered Sex Offenders: 23

**LEWIS
COUNTY**

Group A Offenses	State Police		Sheriff		Vanceburg		All Other Agencies		Total	
By Category	Offenses		Offenses		Offenses		Offenses		Offenses	
	Reported	Cleared	Reported	Cleared	Reported	Cleared	Reported	Cleared	Reported	Cleared
Arson	0	0	0	0	0	0	0	0	0	0
Assault Offenses	9	9	8	7	20	8	0	0	37	24
Bribery	1	0	0	0	0	0	0	0	1	0
Burglary/Breaking and Entering	4	1	18	4	1	0	0	0	23	5
Counterfeiting/Forgery	10	9	0	0	20	18	0	0	30	27
Destruction/Damage/Vandalism Of Property	2	0	2	2	10	3	0	0	14	5
Drug/Narcotic Offenses	3	1	16	8	17	15	35	24	71	48
Embezzlement	0	0	0	0	0	0	0	0	0	0
Extortion/Blackmail	0	0	0	0	0	0	0	0	0	0
Fraud Offenses	2	0	1	1	0	0	0	0	3	1
Gambling Offenses	0	0	0	0	0	0	0	0	0	0
Homicide Offenses	1	1	2	2	0	0	0	0	3	3
Kidnapping/Abduction	0	0	0	0	0	0	0	0	0	0
Larceny/Theft Offenses	4	1	15	5	20	10	2	2	41	18
Motor Vehicle Theft	0	0	4	2	1	0	0	0	5	2
Pornography/Obscene Material	0	0	0	0	0	0	0	0	0	0
Prostitution Offenses	0	0	0	0	0	0	0	0	0	0
Robbery	0	0	2	1	0	0	0	0	2	1
Sex Offenses, Forcible	11	4	3	3	0	0	0	0	14	7
Sex Offenses, Nonforcible	1	0	0	0	0	0	0	0	1	0
Stolen Property Offenses (Receiving, etc.)	1	1	5	3	0	0	0	0	6	4
Weapon Law Violations	0	0	1	1	1	0	0	0	2	1
Total	49	27	77	39	90	54	37	26	253	146

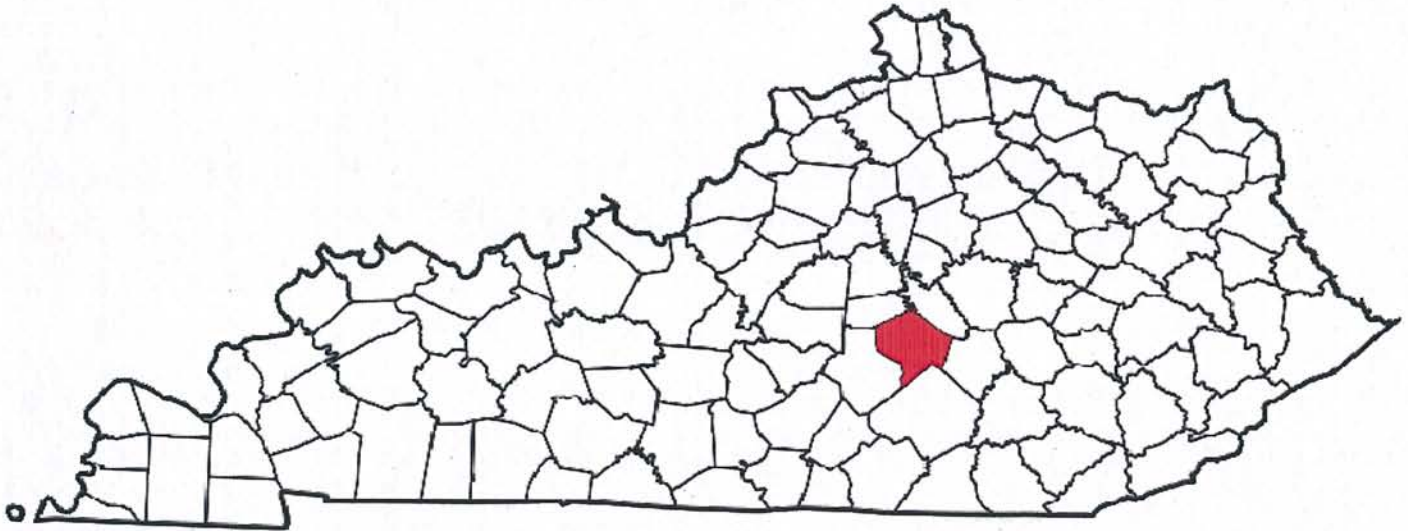
Lincoln County

A CRIME IS COMMITTED IN LINCOLN COUNTY
EVERY 16 HOURS AND 26 MINUTES

FULL TIME SWORN LAW ENFORCEMENT EMPLOYEES

Agency	Male	Female	Total
STATE POLICE	2	0	2
LINCOLN COUNTY SHERIFF'S OFFICE	8	1	9
STANFORD POLICE DEPARTMENT	11	0	11
ALL OTHER AGENCIES	1	0	1

**Kentucky State Police Troopers may be assigned to multiple counties per post.



County Seat: Stanford
Population: 24,742
Registered Sex Offenders: 39

**LINCOLN
COUNTY**

Group A Offenses	State Police		Sheriff		Stanford		All Other Agencies		Total	
By Category	Offenses		Offenses		Offenses		Offenses		Offenses	
	Reported	Cleared	Reported	Cleared	Reported	Cleared	Reported	Cleared	Reported	Cleared
Arson	3	0	0	0	0	0	0	0	3	0
Assault Offenses	11	11	24	23	20	20	0	0	55	54
Bribery	0	0	0	0	0	0	0	0	0	0
Burglary/Breaking and Entering	27	3	38	15	10	3	0	0	75	21
Counterfeiting/Forgery	19	18	3	3	0	0	0	0	22	21
Destruction/Damage/Vandalism Of Property	5	2	5	2	1	1	0	0	11	5
Drug/Narcotic Offenses	81	28	42	37	30	28	9	8	162	101
Embezzlement	0	0	0	0	0	0	0	0	0	0
Extortion/Blackmail	0	0	0	0	0	0	0	0	0	0
Fraud Offenses	7	3	1	0	0	0	1	1	9	4
Gambling Offenses	0	0	0	0	0	0	0	0	0	0
Homicide Offenses	0	0	0	0	0	0	0	0	0	0
Kidnapping/Abduction	0	0	0	0	0	0	0	0	0	0
Larceny/Theft Offenses	34	21	42	13	35	31	0	0	111	65
Motor Vehicle Theft	3	1	23	3	0	0	0	0	26	4
Pornography/Obscene Material	6	2	0	0	0	0	0	0	6	2
Prostitution Offenses	0	0	0	0	0	0	0	0	0	0
Robbery	0	0	4	3	1	1	0	0	5	4
Sex Offenses, Forcible	25	15	0	0	0	0	0	0	25	15
Sex Offenses, Nonforcible	0	0	0	0	0	0	0	0	0	0
Stolen Property Offenses (Receiving, etc.)	5	5	15	1	1	1	0	0	21	7
Weapon Law Violations	0	0	2	2	0	0	0	0	2	2
Total	226	109	199	102	98	85	10	9	533	305

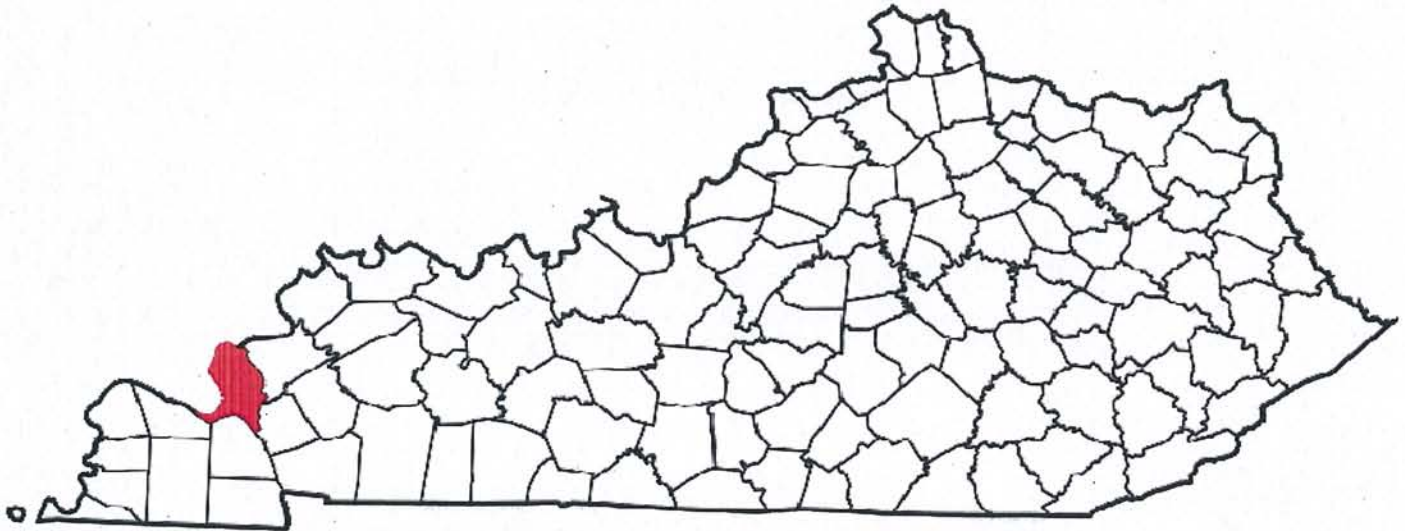
Livingston County

A CRIME IS COMMITTED IN LIVINGSTON COUNTY
EVERY 22 HOURS AND 45 MINUTES

FULL TIME SWORN LAW ENFORCEMENT EMPLOYEES

Agency	Male	Female	Total
STATE POLICE	2	1	3
LIVINGSTON COUNTY SHERIFF'S OFFICE	6	0	6
ALL OTHER AGENCIES	2	0	2

**Kentucky State Police Troopers may be assigned to multiple counties per post.



County Seat: Smithland
Population: 9,519
Registered Sex Offenders: 18

**LIVINGSTON
COUNTY**

Group A Offenses	State Police		Sheriff		All Other Agencies		-		Total	
By Category	Offenses		Offenses		Offenses		Offenses		Offenses	
	Reported	Cleared	Reported	Cleared	Reported	Cleared	Reported	Cleared	Reported	Cleared
Arson	0	0	0	0	0	0			0	0
Assault Offenses	39	38	20	9	0	0			59	47
Bribery	0	0	0	0	0	0			0	0
Burglary/Breaking and Entering	7	3	30	3	0	0			37	6
Counterfeiting/Forgery	71	71	0	0	1	0			72	71
Destruction/Damage/Vandalism Of Property	15	11	31	5	0	0			46	16
Drug/Narcotic Offenses	22	20	40	10	10	7			72	37
Embezzlement	0	0	0	0	0	0			0	0
Extortion/Blackmail	0	0	0	0	0	0			0	0
Fraud Offenses	2	1	1	0	0	0			3	1
Gambling Offenses	0	0	0	0	0	0			0	0
Homicide Offenses	1	0	0	0	0	0			1	0
Kidnapping/Abduction	1	1	0	0	0	0			1	1
Larceny/Theft Offenses	13	4	43	2	0	0			56	6
Motor Vehicle Theft	0	0	8	0	0	0			8	0
Pornography/Obscene Material	0	0	1	1	0	0			1	1
Prostitution Offenses	0	0	0	0	0	0			0	0
Robbery	0	0	0	0	0	0			0	0
Sex Offenses, Forcible	4	3	5	0	0	0			9	3
Sex Offenses, Nonforcible	0	0	0	0	0	0			0	0
Stolen Property Offenses (Receiving, etc.)	15	13	1	1	0	0			16	14
Weapon Law Violations	2	2	2	0	0	0			4	2
Total	192	167	182	31	11	7	0	0	385	205

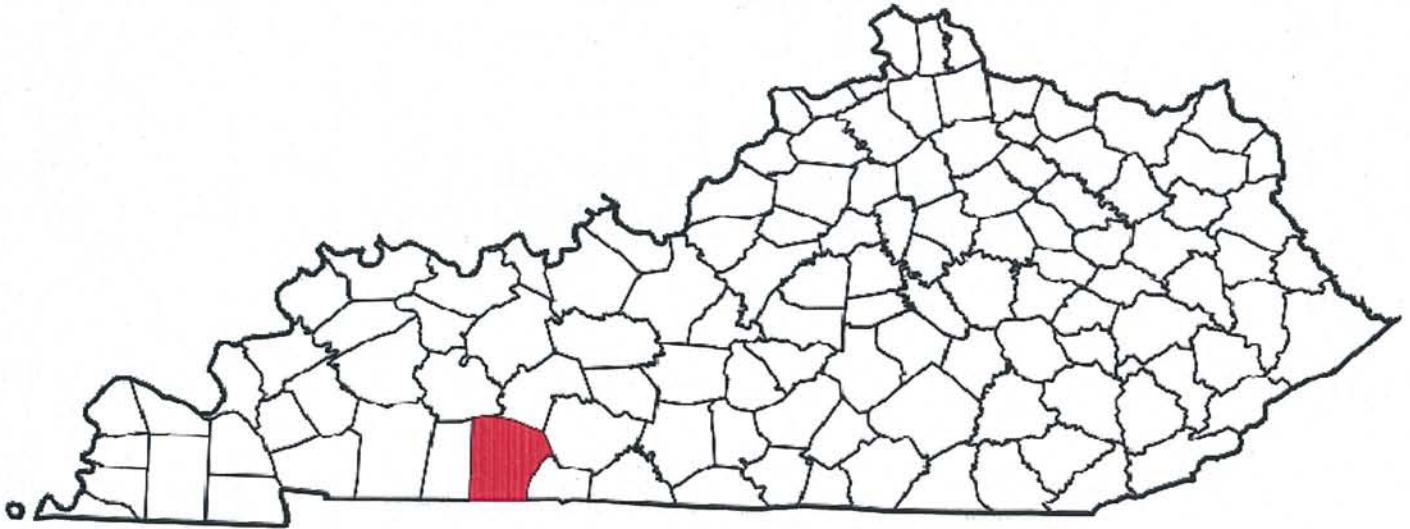
Logan County

A CRIME IS COMMITTED IN LOGAN COUNTY
EVERY 5 HOURS AND 18 MINUTES

FULL TIME SWORN LAW ENFORCEMENT EMPLOYEES

Agency	Male	Female	Total
STATE POLICE	1	0	1
LOGAN COUNTY SHERIFF'S OFFICE	16	3	19
RUSSELLVILLE POLICE DEPARTMENT	13	5	18
AUBURN POLICE DEPARTMENT	2	0	2
LEWISBURG POLICE DEPARTMENT	1	0	1
SOUTH CENTRAL TASK FORCE	4	1	5
ALL OTHER AGENCIES	1	0	1

**Kentucky State Police Troopers may be assigned to multiple counties per post.



County Seat: Russellville
Population: 26,835
Registered Sex Offenders: 31

LOGAN COUNTY

Group A Offenses	State Police		Sheriff		Russellville		Auburn		Lewisburg	
By Category	Offenses		Offenses		Offenses		Offenses		Offenses	
	Reported	Cleared	Reported	Cleared	Reported	Cleared	Reported	Cleared	Reported	Cleared
Arson	0	0	1	1	2	0	1	1	0	0
Assault Offenses	3	3	99	81	177	56	3	0	3	2
Bribery	0	0	0	0	0	0	0	0	0	0
Burglary/Breaking and Entering	3	1	87	10	72	10	4	1	2	0
Counterfeiting/Forgery	5	4	19	0	33	7	0	0	0	0
Destruction/Damage/Vandalism Of Property	0	0	58	8	92	5	3	1	0	0
Drug/Narcotic Offenses	12	11	283	256	117	72	0	0	0	0
Embezzlement	0	0	0	0	0	0	0	0	0	0
Extortion/Blackmail	0	0	0	0	0	0	0	0	0	0
Fraud Offenses	1	0	9	0	36	5	0	0	0	0
Gambling Offenses	4	3	0	0	0	0	0	0	0	0
Homicide Offenses	0	0	0	0	0	0	0	0	0	0
Kidnapping/Abduction	0	0	1	1	5	4	0	0	0	0
Larceny/Theft Offenses	8	3	137	9	208	47	3	1	1	0
Motor Vehicle Theft	2	0	14	1	15	3	1	1	0	0
Pornography/Obscene Material	0	0	0	0	0	0	0	0	0	0
Prostitution Offenses	0	0	0	0	0	0	0	0	0	0
Robbery	0	0	0	0	7	2	0	0	0	0
Sex Offenses, Forcible	17	9	3	2	32	1	0	0	0	0
Sex Offenses, Nonforcible	9	4	2	1	2	1	0	0	0	0
Stolen Property Offenses (Receiving, etc.)	1	1	17	8	6	2	0	0	1	1
Weapon Law Violations	0	0	16	14	9	7	1	1	1	1
Total	65	39	746	392	813	222	16	6	8	4

LOGAN COUNTY

Group A Offenses	South Central TF		All Other Agencies		-		-		Total	
By Category	Offenses		Offenses		Offenses		Offenses		Offenses	
	Reported	Cleared	Reported	Cleared	Reported	Cleared	Reported	Cleared	Reported	Cleared
Arson	0	0	0	0					4	2
Assault Offenses	1	0	0	0					286	142
Bribery	0	0	0	0					0	0
Burglary/Breaking and Entering	0	0	0	0					168	22
Counterfeiting/Forgery	0	0	0	0					57	11
Destruction/Damage/Vandalism Of Property	0	0	0	0					153	14
Drug/Narcotic Offenses	161	19	0	0					573	358
Embezzlement	0	0	0	0					0	0
Extortion/Blackmail	0	0	0	0					0	0
Fraud Offenses	0	0	0	0					46	5
Gambling Offenses	0	0	0	0					4	3
Homicide Offenses	0	0	0	0					0	0
Kidnapping/Abduction	0	0	0	0					6	5
Larceny/Theft Offenses	0	0	0	0					357	60
Motor Vehicle Theft	0	0	0	0					32	5
Pornography/Obscene Material	0	0	10	5					10	5
Prostitution Offenses	0	0	0	0					0	0
Robbery	0	0	0	0					7	2
Sex Offenses, Forcible	0	0	0	0					52	12
Sex Offenses, Nonforcible	0	0	0	0					13	6
Stolen Property Offenses (Receiving, etc.)	0	0	0	0					25	12
Weapon Law Violations			0	0					27	23
Total	162	19	10	5	0	0	0	0	1820	687

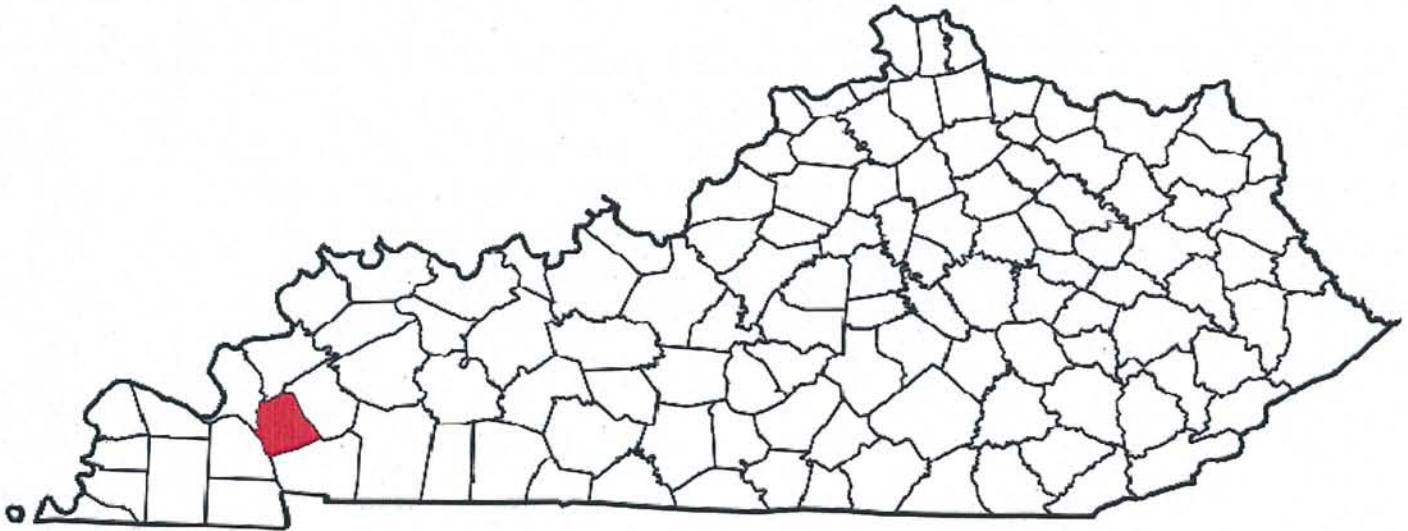
Lyon County

A CRIME IS COMMITTED IN LYON COUNTY
EVERY 22 HOURS AND 27 MINUTES

FULL TIME SWORN LAW ENFORCEMENT EMPLOYEES

Agency	Male	Female	Total
STATE POLICE	3	0	3
LYON COUNTY SHERIFF'S OFFICE	4	1	5
EDDYVILLE POLICE DEPARTMENT	5	1	6
ALL OTHER AGENCIES	1	0	1

**Kentucky State Police Troopers may be assigned to multiple counties per post.



County Seat: Eddyville
Population: 8,314
Registered Sex Offenders: 57

**LYON
COUNTY**

Group A Offenses	State Police		Sheriff		Eddyville		All Other Agencies		Total	
By Category	Offenses		Offenses		Offenses		Offenses		Offenses	
	Reported	Cleared	Reported	Cleared	Reported	Cleared	Reported	Cleared	Reported	Cleared
Arson	1	1	0	0	0	0	0	0	1	1
Assault Offenses	12	10	1	1	39	18	0	0	52	29
Bribery	0	0	0	0	0	0	0	0	0	0
Burglary/Breaking and Entering	14	2	46	6	4	0	0	0	64	8
Counterfeiting/Forgery	20	1	0	0	5	5	1	1	26	7
Destruction/Damage/Vandalism Of Property	8	3	8	4	14	8	0	0	30	15
Drug/Narcotic Offenses	57	56	2	2	17	17	5	0	81	75
Embezzlement	0	0	0	0	0	0	0	0	0	0
Extortion/Blackmail	0	0	0	0	0	0	0	0	0	0
Fraud Offenses	2	1	3	0	3	2	0	0	8	3
Gambling Offenses	0	0	0	0	0	0	0	0	0	0
Homicide Offenses	0	0	0	0	0	0	0	0	0	0
Kidnapping/Abduction	2	2	0	0	1	1	0	0	3	3
Larceny/Theft Offenses	17	3	53	4	27	17	0	0	97	24
Motor Vehicle Theft	1	0	1	1	2	0	0	0	4	1
Pornography/Obscene Material	0	0	0	0	0	0	0	0	0	0
Prostitution Offenses	0	0	0	0	0	0	0	0	0	0
Robbery	2	1	0	0	0	0	0	0	2	1
Sex Offenses, Forcible	4	2	0	0	0	0	0	0	4	2
Sex Offenses, Nonforcible	0	0	0	0	0	0	0	0	0	0
Stolen Property Offenses (Receiving, etc.)	5	4	1	0	7	7	0	0	13	11
Weapon Law Violations	3	3	2	2	0	0	0	0	5	5
Total	148	89	117	20	119	75	6	1	390	185

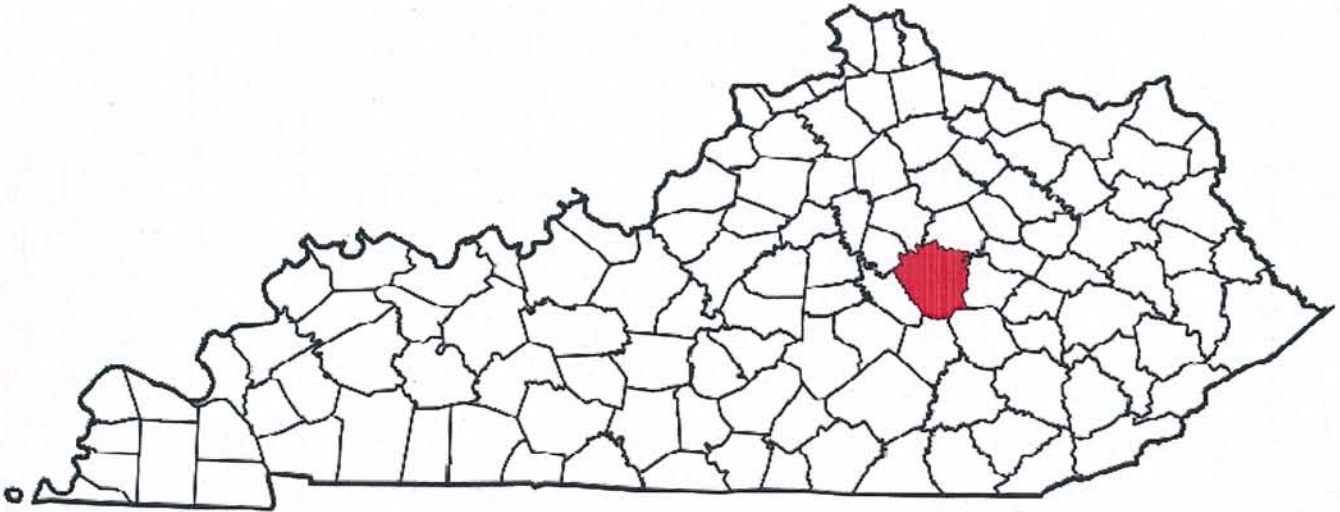
Madison County

A CRIME IS COMMITTED IN MADISON COUNTY
EVERY 1 HOUR AND 9 MINUTES

FULL TIME SWORN LAW ENFORCEMENT EMPLOYEES

Agency	Male	Female	Total
STATE POLICE	5	0	5
MADISON COUNTY SHERIFF'S OFFICE	20	2	22
CENTRAL KY DRUG TASK FORCE	1	0	1
BEREA POLICE DEPARTMENT	29	1	30
RICHMOND POLICE DEPARTMENT	53	4	57
EASTERN KY UNIVERSITY POLICE	22	3	25
ALL OTHER AGENCIES	1	0	1

**Kentucky State Police Troopers may be assigned to multiple counties per post.



County Seat: Richmond
Population: 82,916
Registered Sex Offenders: 87

**MADISON
COUNTY**

Group A Offenses	State Police		Sheriff		Berea		Richmond		EKU Police	
By Category	Offenses		Offenses		Offenses		Offenses		Offenses	
	Reported	Cleared	Reported	Cleared	Reported	Cleared	Reported	Cleared	Reported	Cleared
Arson	4	0	0	0	2	1	3	2	2	2
Assault Offenses	91	78	70	40	114	98	554	344	62	16
Bribery	0	0	0	0	0	0	1	1	0	0
Burglary/Breaking and Entering	168	21	161	10	173	14	440	84	47	5
Counterfeiting/Forgery	33	22	31	8	47	16	276	207	3	0
Destruction/Damage/Vandalism Of Property	43	7	68	7	74	23	552	107	105	7
Drug/Narcotic Offenses	132	53	74	54	132	117	482	431	37	37
Embezzlement	0	0	0	0	0	0	0	0	0	0
Extortion/Blackmail	1	0	0	0	0	0	0	0	0	0
Fraud Offenses	32	23	29	4	61	15	198	86	5	2
Gambling Offenses	0	0	0	0	0	0	0	0	0	0
Homicide Offenses	4	2	1	0	2	2	2	2	0	0
Kidnapping/Abduction	2	2	2	2	0	0	9	7	1	0
Larceny/Theft Offenses	153	49	332	20	424	117	1576	637	180	21
Motor Vehicle Theft	22	4	14	1	37	10	51	30	1	0
Pornography/Obscene Material	14	8	1	1	4	0	14	8	1	0
Prostitution Offenses	0	0	0	0	0	0	3	3	0	0
Robbery	1	0	0	0	16	4	58	34	2	1
Sex Offenses, Forcible	32	25	7	1	20	9	44	33	6	2
Sex Offenses, Nonforcible	6	6	0	0	0	0	4	3	0	0
Stolen Property Offenses (Receiving, etc.)	26	20	15	5	15	10	95	84	5	3
Weapon Law Violations	6	5	4	3	6	5	31	29	0	0
Total	770	325	809	156	1127	441	4393	2132	457	96

**MADISON
COUNTY**

Group A Offenses	Central KY		All Other Agencies		-		-		Total	
By Category	Offenses		Offenses		Offenses		Offenses		Offenses	
	Reported	Cleared	Reported	Cleared	Reported	Cleared	Reported	Cleared	Reported	Cleared
Arson	0	0	0	0					11	5
Assault Offenses	0	0	0	0					891	576
Bribery	0	0	0	0					1	1
Burglary/Breaking and Entering	0	0	0	0					989	134
Counterfeiting/Forgery	0	0	0	0					390	253
Destruction/Damage/Vandalism Of Property	0	0	0	0					842	151
Drug/Narcotic Offenses	127	5	2	2					986	699
Embezzlement	0	0	0	0					0	0
Extortion/Blackmail	0	0	0	0					1	0
Fraud Offenses	0	0	2	2					327	132
Gambling Offenses	0	0	0	0					0	0
Homicide Offenses	0	0	0	0					9	6
Kidnapping/Abduction	0	0	0	0					14	11
Larceny/Theft Offenses	0	0	3	3					2668	847
Motor Vehicle Theft	0	0	1	1					126	46
Pornography/Obscene Material	0	0	6	4					40	21
Prostitution Offenses	0	0	0	0					3	3
Robbery	0	0	0	0					77	39
Sex Offenses, Forcible	0	0	0	0					109	70
Sex Offenses, Nonforcible	0	0	0	0					10	9
Stolen Property Offenses (Receiving, etc.)	1	0	1	0					158	122
Weapon Law Violations	2	2	1	1					50	45
Total	130	7	16	13	0	0	0	0	7702	3170

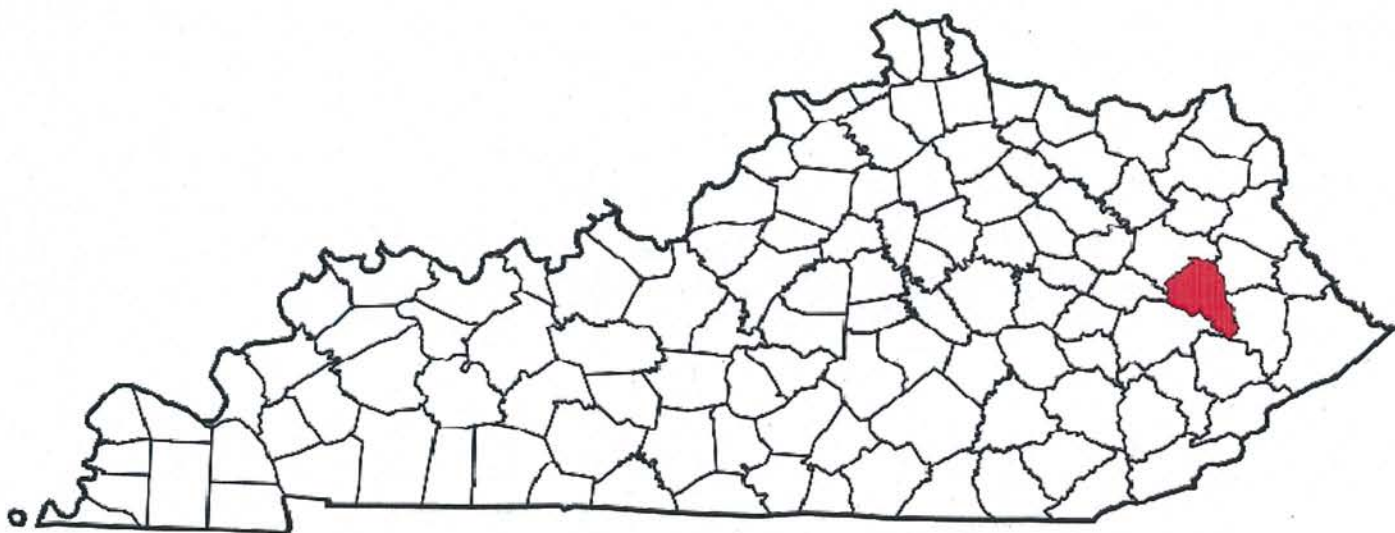
Magoffin County

A CRIME IS COMMITTED IN MAGOFFIN COUNTY
EVERY 41 HOURS AND 30 MINUTES

FULL TIME SWORN LAW ENFORCEMENT EMPLOYEES

Agency	Male	Female	Total
STATE POLICE	9	0	9
MAGOFFIN COUNTY SHERIFF'S OFFICE	4	0	4
SALYERSVILLE POLICE DEPARTMENT	2	0	2
ALL OTHER AGENCIES	2	0	2

**Kentucky State Police Troopers may be assigned to multiple counties per post.



County Seat: Salyersville
Population: 13,333
Registered Sex Offenders: 21

**MAGOFFIN
COUNTY**

Group A Offenses	State Police		Sheriff		Salyersville		All Other Agencies		Total	
By Category	Offenses		Offenses		Offenses		Offenses		Offenses	
	Reported	Cleared	Reported	Cleared	Reported	Cleared	Reported	Cleared	Reported	Cleared
Arson	0	0	0	0	0	0	0	0	0	0
Assault Offenses	24	17	3	2	0	0	0	0	27	19
Bribery	0	0	0	0	0	0	0	0	0	0
Burglary/Breaking and Entering	15	0	11	1	0	0	0	0	26	1
Counterfeiting/Forgery	1	1	14	14	0	0	0	0	15	15
Destruction/Damage/Vandalism Of Property	6	0	5	1	2	1	0	0	13	2
Drug/Narcotic Offenses	28	13	6	6	0	0	26	26	60	45
Embezzlement	0	0	0	0	0	0	0	0	0	0
Extortion/Blackmail	0	0	0	0	0	0	0	0	0	0
Fraud Offenses	3	0	1	0	0	0	0	0	4	0
Gambling Offenses	0	0	0	0	0	0	0	0	0	0
Homicide Offenses	4	3	0	0	0	0	0	0	4	3
Kidnapping/Abduction	1	1	0	0	0	0	0	0	1	1
Larceny/Theft Offenses	22	6	13	3	1	0	0	0	36	9
Motor Vehicle Theft	3	1	2	0	1	1	0	0	6	2
Pornography/Obscene Material	3	3	0	0	0	0	0	0	3	3
Prostitution Offenses	0	0	0	0	0	0	0	0	0	0
Robbery	1	0	0	0	0	0	0	0	1	0
Sex Offenses, Forcible	10	3	0	0	0	0	0	0	10	3
Sex Offenses, Nonforcible	0	0	0	0	0	0	0	0	0	0
Stolen Property Offenses (Receiving, etc.)	3	1	2	0	0	0	0	0	5	1
Weapon Law Violations	0	0	0	0	0	0	0	0	0	0
Total	124	49	57	27	4	2	26	26	211	104

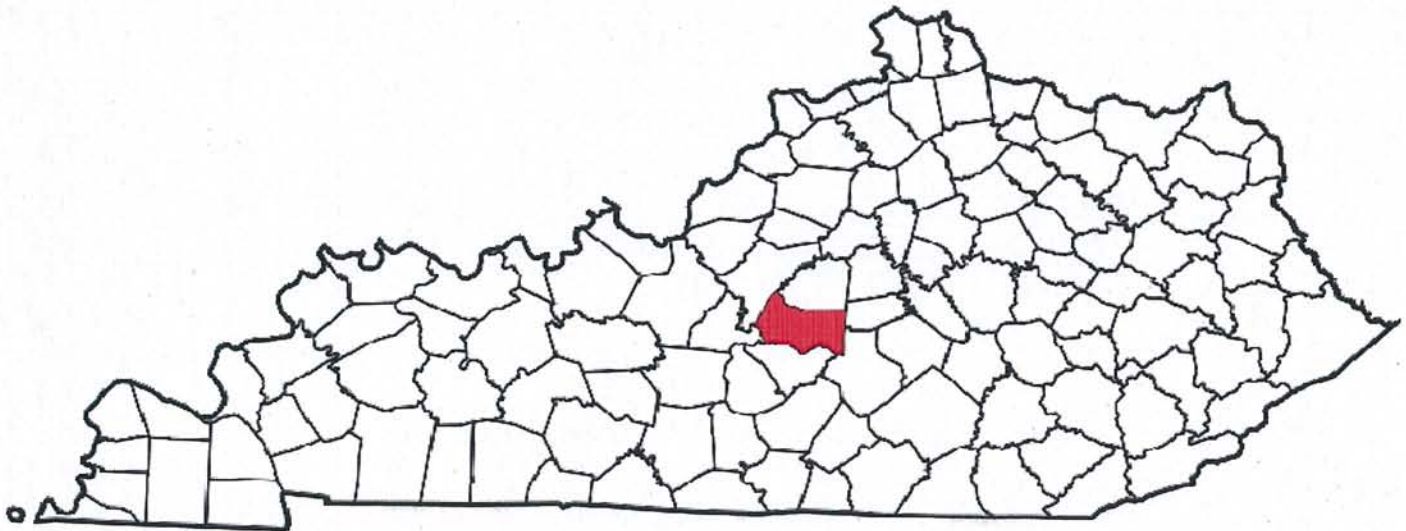
Marion County

A CRIME IS COMMITTED IN MARION COUNTY
EVERY 9 HOURS AND 51 MINUTES

FULL TIME SWORN LAW ENFORCEMENT EMPLOYEES

Agency	Male	Female	Total
STATE POLICE	5	0	5
MARION COUNTY SHERIFF'S OFFICE	7	0	7
LEBANON POLICE DEPARTMENT	14	1	15
ALL OTHER AGENCIES	0	0	0

**Kentucky State Police Troopers may be assigned to multiple counties per post.



County Seat: Lebanon
Population: 19,820
Registered Sex Offenders: 50

**MARION
COUNTY**

Group A Offenses	State Police		Sheriff		Lebanon		All Other Agencies		Total	
By Category	Offenses		Offenses		Offenses		Offenses		Offenses	
	Reported	Cleared	Reported	Cleared	Reported	Cleared	Reported	Cleared	Reported	Cleared
Arson	1	0	0	0	1	0	0	0	2	0
Assault Offenses	43	38	6	2	54	27	0	0	103	67
Bribery	0	0	0	0	0	0	0	0	0	0
Burglary/Breaking and Entering	17	1	36	3	85	3	0	0	138	7
Counterfeiting/Forgery	2	0	20	0	15	2	0	0	37	2
Destruction/Damage/Vandalism Of Property	19	7	32	7	92	8	0	0	143	22
Drug/Narcotic Offenses	103	40	7	0	33	24	0	0	143	64
Embezzlement	0	0	0	0	0	0	0	0	0	0
Extortion/Blackmail	1	1	0	0	0	0	0	0	1	1
Fraud Offenses	0	0	31	3	7	5	0	0	38	8
Gambling Offenses	0	0	0	0	0	0	0	0	0	0
Homicide Offenses	2	1	0	0	2	1	0	0	4	2
Kidnapping/Abduction	0	0	1	1	0	0	0	0	1	1
Larceny/Theft Offenses	9	2	45	3	91	10	0	0	145	15
Motor Vehicle Theft	2	1	8	0	6	1	0	0	16	2
Pornography/Obscene Material	3	1	0	0	0	0	0	0	3	1
Prostitution Offenses	0	0	0	0	0	0	0	0	0	0
Robbery	1	0	0	0	5	1	0	0	6	1
Sex Offenses, Forcible	50	44	14	2	5	2	0	0	69	48
Sex Offenses, Nonforcible	2	2	7	1	0	0	0	0	9	3
Stolen Property Offenses (Receiving, etc.)	3	2	6	4	3	3	0	0	12	9
Weapon Law Violations	7	3	2	2	9	3	0	0	18	8
Total	265	143	215	28	408	90	0	0	888	261

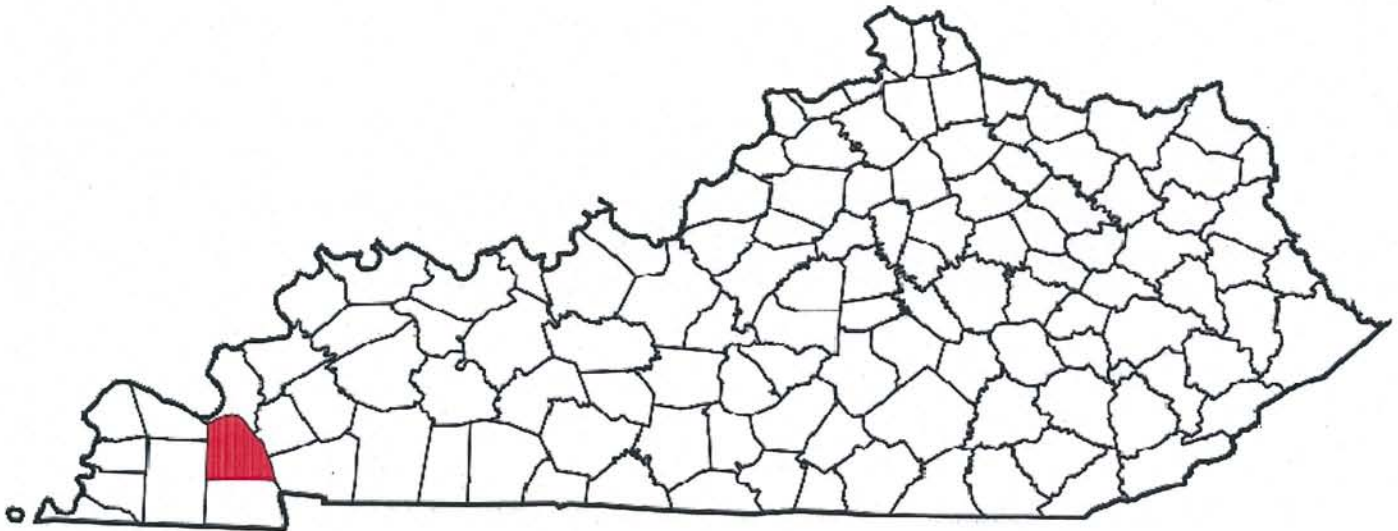
Marshall County

A CRIME IS COMMITTED IN MARSHALL COUNT
EVERY 5 HOURS AND 35 MINUTES

FULL TIME SWORN LAW ENFORCEMENT EMPLOYEES

Agency	Male	Female	Total
STATE POLICE	3	0	3
MARSHALL COUNTY SHERIFF'S OFFICE	20	2	22
BENTON POLICE DEPARTMENT	7	0	7
CALVERT CITY POLICE DEPARTMENT	6	0	6
ALL OTHER AGENCIES	8	1	9

**Kentucky State Police Troopers may be assigned to multiple counties per post.



County Seat: Benton
Population: 31,448
Registered Sex Offenders: 46

**MARSHALL
COUNTY**

Group A Offenses	State Police		Sheriff		Benton		Calvert City		All Other Agencies		Total	
By Category	Offenses		Offenses		Offenses		Offenses		Offenses		Offenses	
	Reported	Cleared	Reported	Cleared	Reported	Cleared	Reported	Cleared	Reported	Cleared	Reported	Cleared
Arson	0	0	0	0	1	0	0	0	0	0	1	0
Assault Offenses	20	17	125	81	45	28	39	38	0	0	229	164
Bribery	1	0	1	1	0	0	0	0	0	0	2	1
Burglary/Breaking and Entering	4	2	125	12	21	5	15	4	0	0	165	23
Counterfeiting/Forgery	8	3	7	0	5	0	18	0	0	0	38	3
Destruction/Damage/Vandalism Of Property	2	2	69	10	14	4	8	3	1	1	94	20
Drug/Narcotic Offenses	36	21	241	200	46	45	100	99	90	52	513	417
Embezzlement	0	0	0	0	0	0	0	0	0	0	0	0
Extortion/Blackmail	0	0	0	0	0	0	0	0	0	0	0	0
Fraud Offenses	9	5	39	12	9	3	1	0	2	0	60	20
Gambling Offenses	0	0	0	0	0	0	0	0	0	0	0	0
Homicide Offenses	1	1	4	4	0	0	0	0	0	0	5	5
Kidnapping/Abduction	1	1	1	1	0	0	2	2	0	0	4	4
Larceny/Theft Offenses	9	2	175	24	91	34	28	15	0	0	303	75
Motor Vehicle Theft	0	0	17	4	3	0	3	1	0	0	23	5
Pornography/Obscene Material	0	0	0	0	1	1	0	0	9	4	10	5
Prostitution Offenses	0	0	0	0	0	0	0	0	0	0	0	0
Robbery	0	0	5	2	1	0	0	0	0	0	6	2
Sex Offenses, Forcible	7	5	11	4	10	1	2	0	0	0	30	10
Sex Offenses, Nonforcible	0	0	2	2	0	0	0	0	0	0	2	2
Stolen Property Offenses (Receiving, etc.)	6	6	12	2	4	3	24	24	0	0	46	35
Weapon Law Violations	2	2	9	8	3	3	2	2	1	1	17	16
Total	106	67	843	367	254	127	242	188	103	58	1548	807

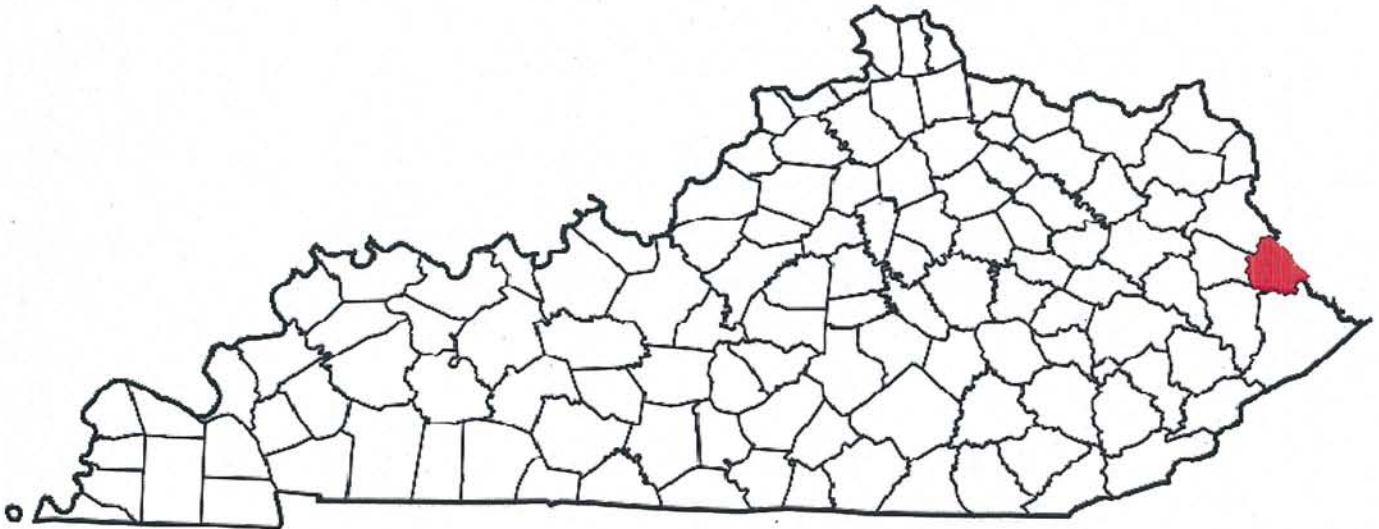
Martin County

A CRIME IS COMMITTED IN MARTIN COUNTY
EVERY 36 HOURS AND 57 MINUTES

FULL TIME SWORN LAW ENFORCEMENT EMPLOYEES

Agency	Male	Female	Total
STATE POLICE	9	0	9
MARTIN COUNTY SHERIFF'S OFFICE	20	0	20
INEZ POLICE DEPARTMENT	2	0	2
ALL OTHER AGENCIES	1	0	1

**Kentucky State Police Troopers may be assigned to multiple counties per post.



County Seat: Inez
Population: 12,929
Registered Sex Offenders: 10

**MARTIN
COUNTY**

Group A Offenses	State Police		Sheriff		Inez		All Other Agencies		Total	
By Category	Offenses		Offenses		Offenses		Offenses		Offenses	
	Reported	Cleared	Reported	Cleared	Reported	Cleared	Reported	Cleared	Reported	Cleared
Arson	1	0	0	0	0	0	0	0	1	0
Assault Offenses	15	9	18	11	1	1	0	0	34	21
Bribery	0	0	0	0	0	0	0	0	0	0
Burglary/Breaking and Entering	18	0	29	4	4	0	0	0	51	4
Counterfeiting/Forgery	0	0	1	0	0	0	0	0	1	0
Destruction/Damage/Vandalism Of Property	2	0	6	0	2	0	0	0	10	0
Drug/Narcotic Offenses	2	0	25	9	0	0	2	2	29	11
Embezzlement	0	0	0	0	0	0	0	0	0	0
Extortion/Blackmail	0	0	0	0	0	0	0	0	0	0
Fraud Offenses	1	1	3	2	0	0	0	0	4	3
Gambling Offenses	0	0	0	0	0	0	0	0	0	0
Homicide Offenses	0	0	0	0	0	0	0	0	0	0
Kidnapping/Abduction	1	1	0	0	0	0	0	0	1	1
Larceny/Theft Offenses	11	1	39	2	19	0	0	0	69	3
Motor Vehicle Theft	6	2	11	2	3	3	0	0	20	7
Pornography/Obscene Material	0	0	0	0	0	0	0	0	0	0
Prostitution Offenses	0	0	0	0	0	0	0	0	0	0
Robbery	4	0	1	0	0	0	0	0	5	0
Sex Offenses, Forcible	6	3	1	1	0	0	0	0	7	4
Sex Offenses, Nonforcible	0	0	0	0	0	0	0	0	0	0
Stolen Property Offenses (Receiving, etc.)	0	0	1	1	0	0	0	0	1	1
Weapon Law Violations	1	1	3	3	0	0	0	0	4	4
Total	68	18	138	35	29	4	2	2	237	59

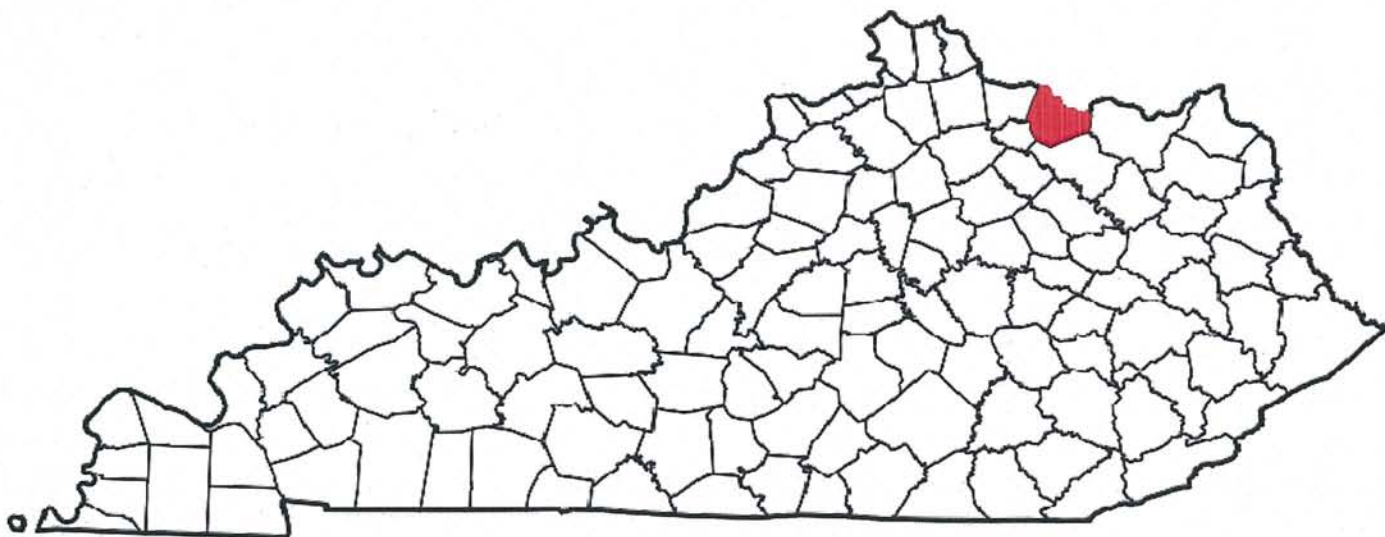
Mason County

A CRIME IS COMMITTED IN MASON COUNTY
EVERY 5 HOURS AND 45 MINUTES

FULL TIME SWORN LAW ENFORCEMENT EMPLOYEES

Agency	Male	Female	Total
STATE POLICE	7	0	7
BUFFALO POLICE DEPARTMENT	4	0	4
MASON COUNTY SHERIFF'S OFFICE	11	2	13
MAYSVILLE POLICE DEPARTMENT	19	2	21
ALL OTHER AGENCIES	1	0	1

**Kentucky State Police Troopers may be assigned to multiple counties per post.



County Seat: Maysville
Population: 17,490
Registered Sex Offenders: 27

**MASON
COUNTY**

Group A Offenses	State Police		Sheriff		Maysville		Buffalo		All Other Aencies		Total	
By Category	Offenses		Offenses		Offenses		Offenses				Offenses	
	Reported	Cleared	Reported	Cleared	Reported	Cleared	Reported	Cleared	Reported	Cleared	Reported	Cleared
Arson	0	0	0	0	1	0	0	0	0	0	1	0
Assault Offenses	4	3	35	11	220	47	0	0	0	0	259	61
Bribery	0	0	0	0	0	0	0	0	0	0	0	0
Burglary/Breaking and Entering	1	0	88	4	102	2	0	0	0	0	191	6
Counterfeiting/Forgery	0	0	21	2	25	10	0	0	0	0	46	12
Destruction/Damage/Vandalism Of Property	0	0	24	1	95	10	0	0	0	0	119	11
Drug/Narcotic Offenses	7	5	26	9	165	76	76	76	0	0	274	166
Embezzlement	0	0	0	0	0	0	0	0	0	0	0	0
Extortion/Blackmail	0	0	0	0	0	0	0	0	0	0	0	0
Fraud Offenses	0	0	4	1	21	3	0	0	1	1	26	5
Gambling Offenses	0	0	0	0	0	0	0	0	0	0	0	0
Homicide Offenses	0	0	0	0	0	0	0	0	0	0	0	0
Kidnapping/Abduction	0	0	0	0	4	2	0	0	0	0	4	2
Larceny/Theft Offenses	3	0	111	12	390	92	0	0	0	0	504	104
Motor Vehicle Theft	0	0	3	0	19	2	0	0	0	0	22	2
Pornography/Obscene Material	0	0	2	1	0	0	0	0	0	0	2	1
Prostitution Offenses	0	0	0	0	0	0	0	0	0	0	0	0
Robbery	0	0	2	0	9	4	0	0	0	0	11	4
Sex Offenses, Forcible	9	9	3	0	25	5	0	0	0	0	37	14
Sex Offenses, Nonforcible	0	0	0	0	1	1	0	0	0	0	1	1
Stolen Property Offenses (Receiving, etc.)	1	1	4	1	13	6	0	0	0	0	18	8
Weapon Law Violations	0	0	0	0	5	3	0	0	0	0	5	3
Total	25	18	323	42	1095	263	76	76	1	1	1520	400

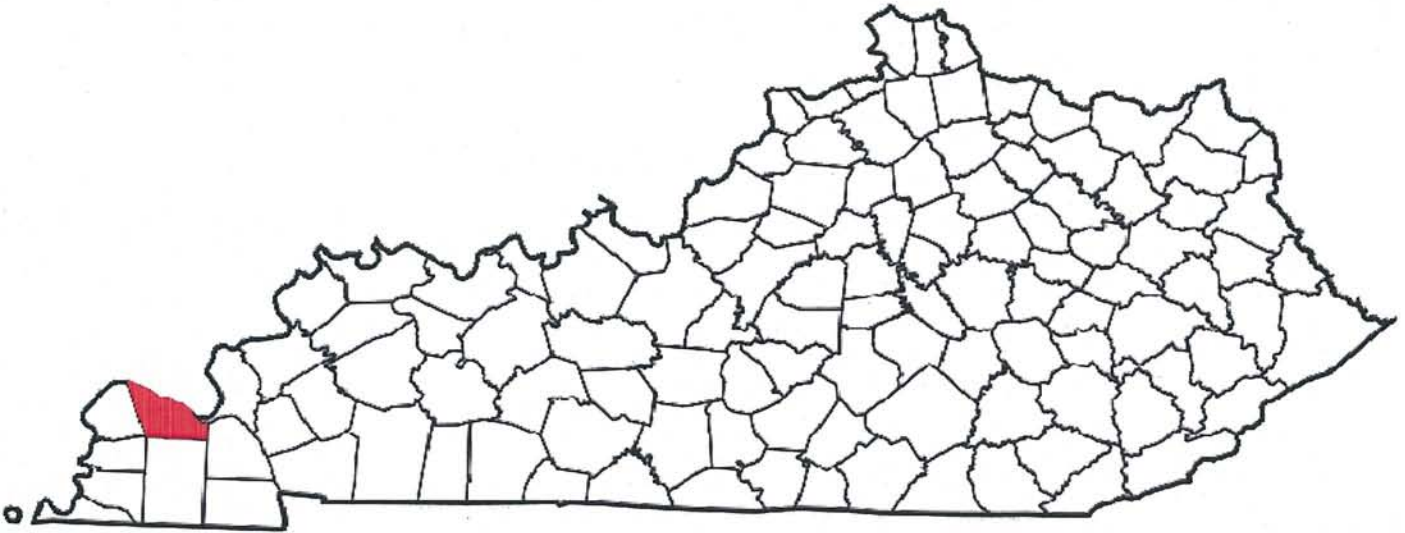
McCracken County

A CRIME IS COMMITTED IN MCCRACKEN COUNTY
EVERY 1 HOUR AND 32 MINUTES

FULL TIME SWORN LAW ENFORCEMENT EMPLOYEES

Agency	Male	Female	Total
STATE POLICE	1	0	1
MCCRACKEN COUNTY SHERIFF'S OFFICE	35	3	38
PADUCAH POLICE DEPARTMENT	66	5	71
MCCRACKEN CO. SCHOOLS	5	0	5
ALL OTHER AGENCIES	1	0	1

**Kentucky State Police Troopers may be assigned to multiple counties per post.



County Seat: Paducah
Population: 65,565
Registered Sex Offenders: 104

**MCCRACKEN
COUNTY**

Group A Offenses	State Police		Sheriff		Paducah		McCracken Co. School		All Other Agencies		Total	
By Category	Offenses		Offenses		Offenses		Offenses		Offenses		Offenses	
	Reported	Cleared	Reported	Cleared	Reported	Cleared	Reported	Cleared	Reported	Cleared	Reported	Cleared
Arson	0	0	1	0	5	3	0	0	0	0	6	3
Assault Offenses	20	17	426	201	801	204	12	2	0	0	1259	424
Bribery	1	0	0	0	0	0	0	0	0	0	1	0
Burglary/Breaking and Entering	1	0	182	21	143	27	1	0	0	0	327	48
Counterfeiting/Forgery	39	38	50	2	99	25	0	0	0	0	188	65
Destruction/Damage/Vandalism Of Property	3	3	112	19	422	40	4	0	0	0	541	62
Drug/Narcotic Offenses	66	54	467	348	762	659	0	0	2	2	1297	1063
Embezzlement	0	0	0	0	0	0	0	0	0	0	0	0
Extortion/Blackmail	0	0	2	0	0	0	0	0	0	0	2	0
Fraud Offenses	4	3	57	4	86	21	1	0	1	1	149	29
Gambling Offenses	0	0	0	0	0	0	0	0	0	0	0	0
Homicide Offenses	1	1	1	0	4	4	0	0	0	0	6	5
Kidnapping/Abduction	0	0	8	6	4	3	0	0	0	0	12	9
Larceny/Theft Offenses	18	9	401	47	1044	334	4	2	0	0	1467	392
Motor Vehicle Theft	2	2	48	6	50	5	0	0	0	0	100	13
Pornography/Obscene Material	4	3	10	1	1	1	0	0	0	0	15	5
Prostitution Offenses	0	0	1	0	1	1	0	0	0	0	2	1
Robbery	1	0	17	6	28	18	0	0	0	0	46	24
Sex Offenses, Forcible	23	11	50	12	41	34	0	0	0	0	114	57
Sex Offenses, Nonforcible	0	0	4	1	2	2	0	0	0	0	6	3
Stolen Property Offenses (Receiving, etc.)	4	2	17	7	35	22	0	0	0	0	56	31
Weapon Law Violations	9	8	14	9	55	47	1	1	0	0	79	65
Total	196	151	1868	690	3583	1450	23	5	3	3	5673	2299

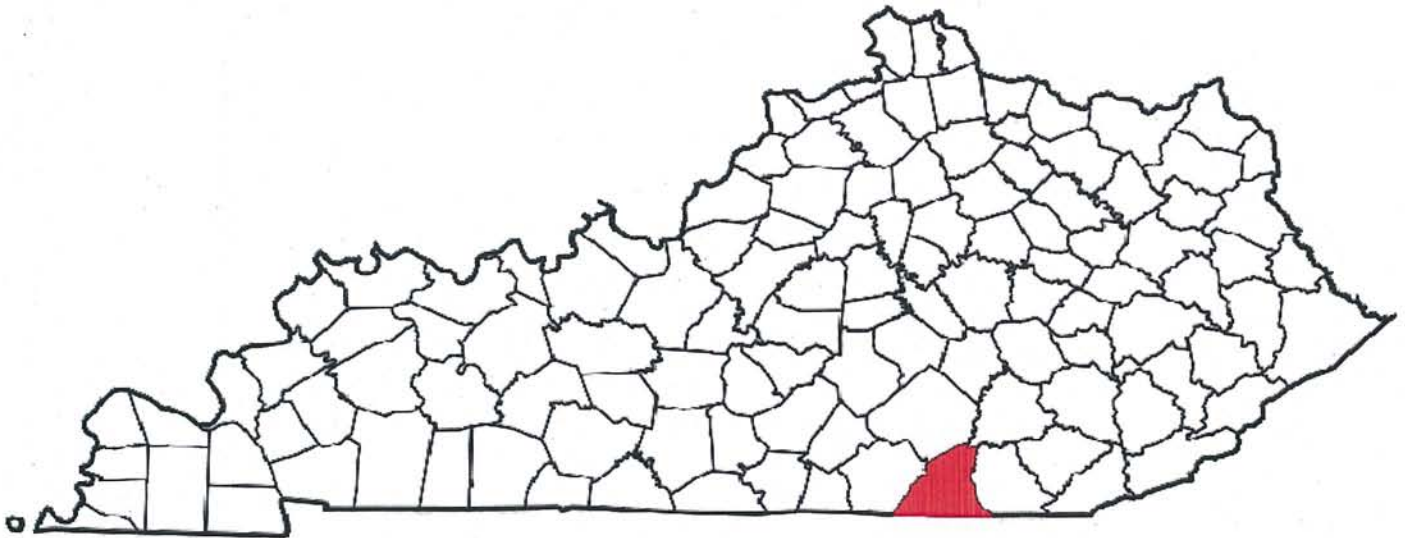
McCreary County

A CRIME IS COMMITTED IN MCCREARY COUNTY
EVERY 18 HOURS AND 35 MINUTES

FULL TIME SWORN LAW ENFORCEMENT EMPLOYEES

Agency	Male	Female	Total
STATE POLICE	5	0	5
MCCREARY COUNTY SHERIFF'S OFFICE	6	0	6
ALL OTHER AGENCIES	2	0	2

**Kentucky State Police Troopers may be assigned to multiple counties per post.



County Seat: Whitley City
Population: 18,306
Registered Sex Offenders: 30

**MCCREARY
COUNTY**

Group A Offenses	State Police		Sheriff		All Other Agencies		-		Total	
By Category	Offenses		Offenses		Offenses		Offenses		Offenses	
	Reported	Cleared	Reported	Cleared	Reported	Cleared	Reported	Cleared	Reported	Cleared
Arson	1	1	1	0	0	0			2	1
Assault Offenses	37	34	5	0	0	0			42	34
Bribery	0	0	0	0	0	0			0	0
Burglary/Breaking and Entering	38	5	79	3	0	0			117	8
Counterfeiting/Forgery	12	9	2	1	0	0			14	10
Destruction/Damage/Vandalism Of Property	25	4	31	4	0	0			56	8
Drug/Narcotic Offenses	46	34	4	0	14	14			64	48
Embezzlement	0	0	0	0	0	0			0	0
Extortion/Blackmail	0	0	0	0	0	0			0	0
Fraud Offenses	20	19	1	0	0	0			21	19
Gambling Offenses	0	0	0	0	0	0			0	0
Homicide Offenses	0	0	1	0	0	0			1	0
Kidnapping/Abduction	0	0	0	0	0	0			0	0
Larceny/Theft Offenses	38	14	63	2	0	0			101	16
Motor Vehicle Theft	11	0	6	0	0	0			17	0
Pornography/Obscene Material	1	0	0	0	0	0			1	0
Prostitution Offenses	0	0	0	0	0	0			0	0
Robbery	1	1	4	1	0	0			5	2
Sex Offenses, Forcible	15	10	0	0	0	0			15	10
Sex Offenses, Nonforcible	0	0	0	0	0	0			0	0
Stolen Property Offenses (Receiving, etc.)	6	4	4	1	0	0			10	5
Weapon Law Violations	5	4	0	0	0	0			5	4
Total	256	139	201	12	14	14	0	0	471	165

McLean County

A CRIME IS COMMITTED IN MCLEAN COUNTY
EVERY 31 HOURS AND 17 MINUTES

FULL TIME SWORN LAW ENFORCEMENT EMPLOYEES

Agency	Male	Female	Total
STATE POLICE	8	0	8
MCLEAN COUNTY SHERIFF'S OFFICE	8	0	8
ALL OTHER AGENCIES	0	0	0

**Kentucky State Police Troopers may be assigned to multiple counties per post.



County Seat: Calhoun
Population: 9,531
Registered Sex Offenders: 15

**MCLEAN
COUNTY**

Group A Offenses	State Police		Sheriff		All Other Agencies		-		Total	
By Category	Offenses		Offenses		Offenses		Offenses		Offenses	
	Reported	Cleared	Reported	Cleared	Reported	Cleared	Reported	Cleared	Reported	Cleared
Arson	1	0	0	0	0	0			1	0
Assault Offenses	5	4	10	8	0	0			15	12
Bribery	0	0	0	0	0	0			0	0
Burglary/Breaking and Entering	7	1	30	6	0	0			37	7
Counterfeiting/Forgery	9	2	36	11	0	0			45	13
Destruction/Damage/Vandalism Of Property	9	0	6	3	0	0			15	3
Drug/Narcotic Offenses	6	2	33	26	0	0			39	28
Embezzlement	0	0	0	0	0	0			0	0
Extortion/Blackmail	0	0	0	0	0	0			0	0
Fraud Offenses	3	0	1	0	0	0			4	0
Gambling Offenses	0	0	0	0	0	0			0	0
Homicide Offenses	1	1	0	0	0	0			1	1
Kidnapping/Abduction	0	0	1	1	0	0			1	1
Larceny/Theft Offenses	55	1	38	7	0	0			93	8
Motor Vehicle Theft	1	1	5	0	0	0			6	1
Pornography/Obscene Material	0	0	0	0	0	0			0	0
Prostitution Offenses	0	0	0	0	0	0			0	0
Robbery	0	0	0	0	0	0			0	0
Sex Offenses, Forcible	9	6	4	4	0	0			13	10
Sex Offenses, Nonforcible	0	0	1	1	0	0			1	1
Stolen Property Offenses (Receiving, etc.)	1	0	1	0	0	0			2	0
Weapon Law Violations	0	0	7	7	0	0			7	7
Total	107	18	173	74	0	0			280	92

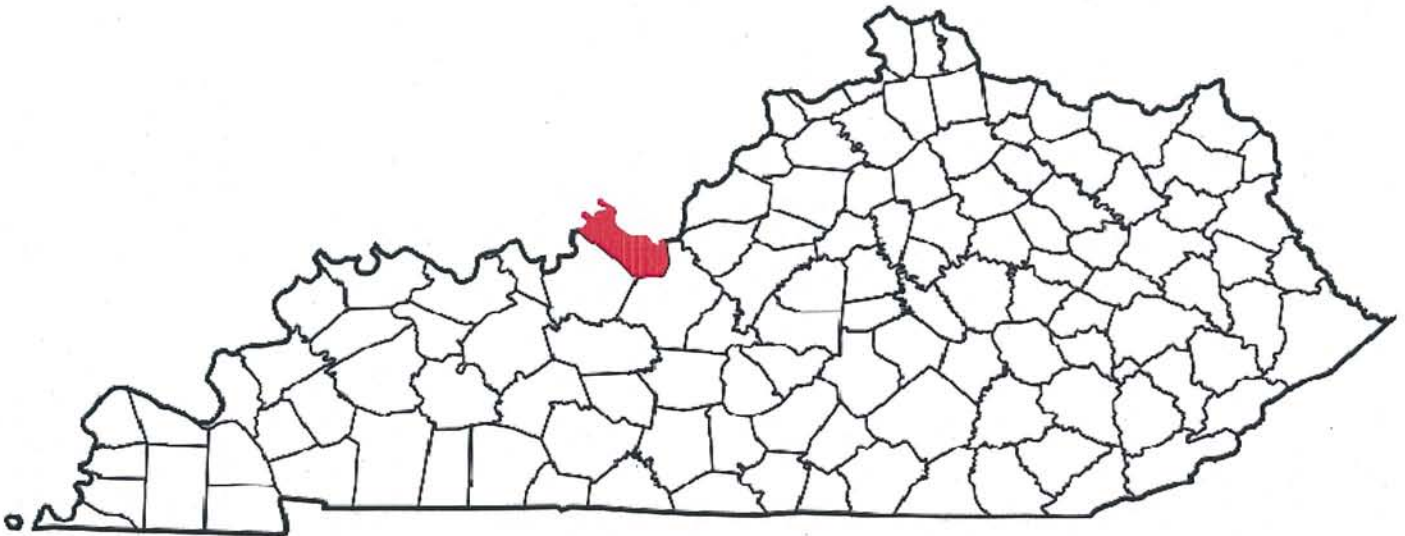
Meade County

A CRIME IS COMMITTED IN MEADE COUNTY
EVERY 16 HOURS AND 46 MINUTES

FULL TIME SWORN LAW ENFORCEMENT EMPLOYEES

Agency	Male	Female	Total
STATE POLICE	3	0	3
MEADE COUNTY SHERIFF'S OFFICE	9	0	9
BRANDENBURG POLICE DEPARTMENT	4	0	4
MULDRAUGH POLICE DEPARTMENT	4	0	4
ALL OTHER AGENCIES	1	0	1

**Kentucky State Police Troopers may be assigned to multiple counties per post.



County Seat: Brandenburg
Population: 28,602
Registered Sex Offenders: 45

**MEADE
COUNTY**

Group A Offenses	State Police		Sheriff		Brandenburg		Muldraugh		All Other Agencies		Total	
By Category	Offenses		Offenses		Offenses		Offenses		Offenses		Offenses	
	Reported	Cleared	Reported	Cleared	Reported	Cleared	Reported	Cleared	Reported	Cleared	Reported	Cleared
Arson	3	1	0	0	0	0	0	0	0	0	3	1
Assault Offenses	28	26	22	6	5	3	13	10	0	0	68	45
Bribery	0	0	0	0	0	0	0	0	0	0	0	0
Burglary/Breaking and Entering	9	1	68	3	11	1	3	0	0	0	91	5
Counterfeiting/Forgery	1	1	2	0	3	2	1	0	0	0	7	3
Destruction/Damage/Vandalism Of Property	3	2	16	2	10	5	13	5	1	1	43	15
Drug/Narcotic Offenses	9	1	43	15	25	25	21	21	2	0	100	62
Embezzlement	0	0	0	0	0	0	0	0	0	0	0	0
Extortion/Blackmail	0	0	0	0	0	0	0	0	0	0	0	0
Fraud Offenses	1	1	3	0	6	0	1	1	1	0	12	2
Gambling Offenses	0	0	0	0	0	0	0	0	0	0	0	0
Homicide Offenses	1	1	0	0	0	0	0	0	0	0	1	1
Kidnapping/Abduction	1	1	0	0	0	0	0	0	0	0	1	1
Larceny/Theft Offenses	6	3	75	9	29	11	19	6	0	0	129	29
Motor Vehicle Theft	1	1	7	2	7	2	2	1	0	0	17	6
Pornography/Obscene Material	0	0	0	0	0	0	0	0	0	0	0	0
Prostitution Offenses	0	0	0	0	0	0	0	0	0	0	0	0
Robbery	0	0	2	0	0	0	0	0	0	0	2	0
Sex Offenses, Forcible	34	29	1	1	1	0	0	0	0	0	36	30
Sex Offenses, Nonforcible	0	0	0	0	0	0	0	0	0	0	0	0
Stolen Property Offenses (Receiving, etc.)	2	2	2	0	3	2	0	0	0	0	7	4
Weapon Law Violations	1	1	1	0	2	2	1	1	0	0	5	4
Total	100	71	242	38	102	53	74	45	4	1	522	208

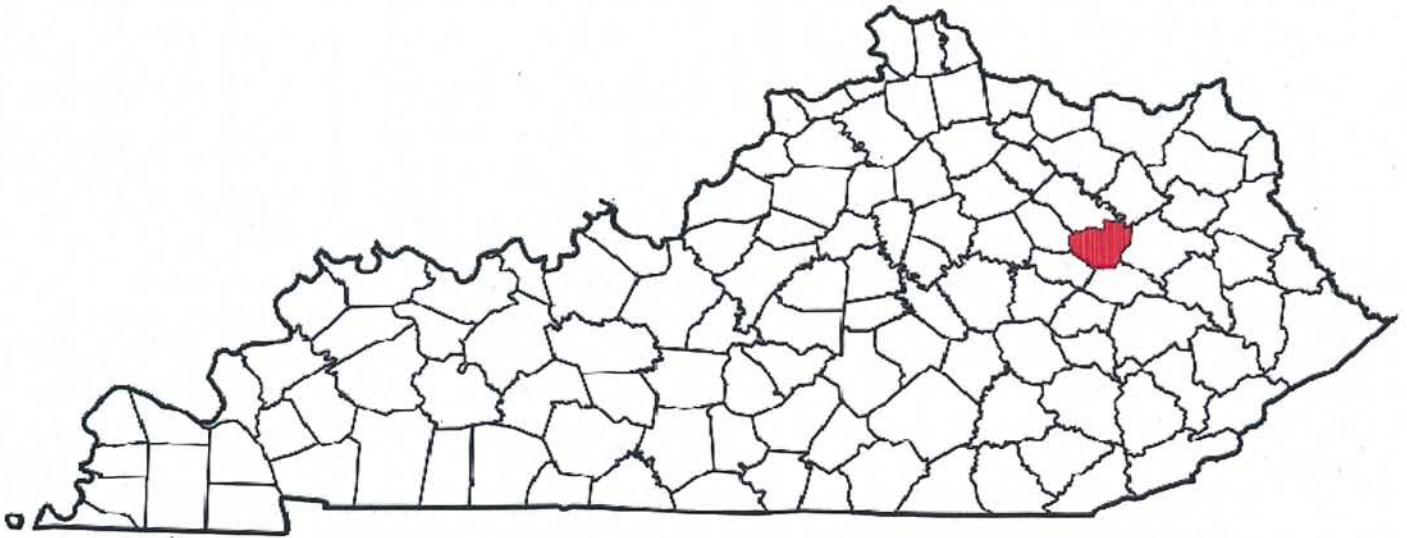
Menifee County

A CRIME IS COMMITTED IN MENIFEE COUNTY
EVERY 2 DAYS AND 14 HOURS

FULL TIME SWORN LAW ENFORCEMENT EMPLOYEES

Agency	Male	Female	Total
STATE POLICE	6	0	6
MENIFEE COUNTY SHERIFF'S OFFICE	2	0	2
ALL OTHER AGENCIES	2	0	2

**Kentucky State Police Troopers may be assigned to multiple counties per post.



County Seat: Frenchburg
Population: 6,306
Registered Sex Offenders: 11

**MENIFEE
COUNTY**

Group A Offenses	State Police		Sheriff		All Other Agencies		-		Total	
By Category	Offenses		Offenses		Offenses		Offenses		Offenses	
	Reported	Cleared	Reported	Cleared	Reported	Cleared	Reported	Cleared	Reported	Cleared
Arson	1	0	2	1	0	0			3	1
Assault Offenses	11	11	0	0	0	0			11	11
Bribery	0	0	0	0	0	0			0	0
Burglary/Breaking and Entering	11	0	29	12	0	0			40	12
Counterfeiting/Forgery	3	3	4	2	0	0			7	5
Destruction/Damage/Vandalism Of Property	0	0	6	4	0	0			6	4
Drug/Narcotic Offenses	9	0	5	5	7	0			21	5
Embezzlement	0	0	0	0	0	0			0	0
Extortion/Blackmail	0	0	0	0	0	0			0	0
Fraud Offenses	1	0	1	0	1	1			3	1
Gambling Offenses	0	0	0	0	0	0			0	0
Homicide Offenses	0	0	0	0	0	0			0	0
Kidnapping/Abduction	0	0	0	0	0	0			0	0
Larceny/Theft Offenses	7	4	26	15	0	0			33	19
Motor Vehicle Theft	3	0	2	1	0	0			5	1
Pornography/Obscene Material	0	0	0	0	0	0			0	0
Prostitution Offenses	0	0	0	0	0	0			0	0
Robbery	0	0	0	0	0	0			0	0
Sex Offenses, Forcible	5	2	0	0	0	0			5	2
Sex Offenses, Nonforcible	1	0	0	0	0	0			1	0
Stolen Property Offenses (Receiving, etc.)	3	2	0	0	0	0			3	2
Weapon Law Violations	0	0	1	1	1	0			2	1
Total	55	22	76	41	9	1	0	0	140	64

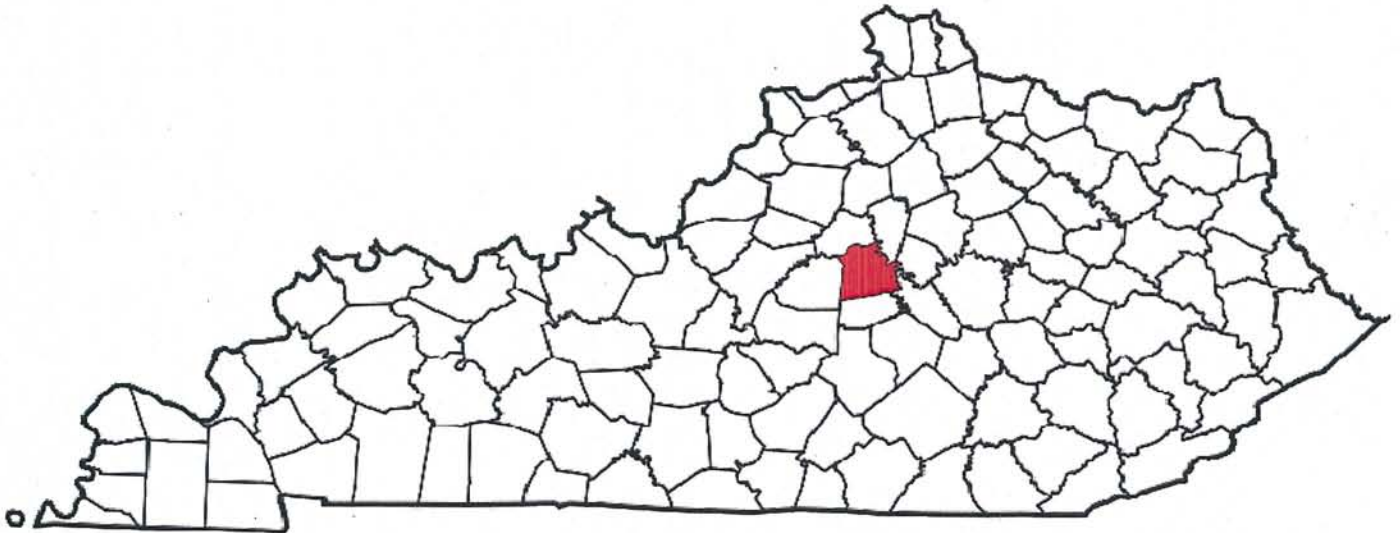
Mercer County

A CRIME IS COMMITTED IN MERCER COUNTY
EVERY 11 HOURS AND 29 MINUTES

FULL TIME SWORN LAW ENFORCEMENT EMPLOYEES

Agency	Male	Female	Total
STATE POLICE	2	0	2
MERCER COUNTY SHERIFF'S OFFICE	7	0	7
HARRODSBURG POLICE DEPARTMENT	13	0	13
ALL OTHER AGENCIES	1	0	1

**Kentucky State Police Troopers may be assigned to multiple counties per post.



County Seat: Harrodsburg
Population: 21,331
Registered Sex Offenders: 74

**MERCER
COUNTY**

Group A Offenses	State Police		Sheriff		Harrodsburg		All Other Agencies		Total	
By Category	Offenses		Offenses		Offenses		Offenses		Offenses	
	Reported	Cleared	Reported	Cleared	Reported	Cleared	Reported	Cleared	Reported	Cleared
Arson	1	0	0	0	1	1	0	0	2	1
Assault Offenses	0	0	17	15	125	86	0	0	142	101
Bribery	0	0	0	0	0	0	0	0	0	0
Burglary/Breaking and Entering	11	1	52	8	57	4	0	0	120	13
Counterfeiting/Forgery	1	1	7	0	34	7	0	0	42	8
Destruction/Damage/Vandalism Of Property	1	1	7	4	29	8	0	0	37	13
Drug/Narcotic Offenses	16	1	63	17	121	94	0	0	200	112
Embezzlement	0	0	0	0	0	0	0	0	0	0
Extortion/Blackmail	0	0	0	0	0	0	0	0	0	0
Fraud Offenses	2	0	6	3	8	4	1	0	17	7
Gambling Offenses	0	0	0	0	0	0	0	0	0	0
Homicide Offenses	0	0	2	1	0	0	0	0	2	1
Kidnapping/Abduction	0	0	0	0	0	0	0	0	0	0
Larceny/Theft Offenses	3	1	36	7	99	32	1	1	139	41
Motor Vehicle Theft	0	0	6	3	5	2	0	0	11	5
Pornography/Obscene Material	1	1	0	0	0	0	0	0	1	1
Prostitution Offenses	0	0	0	0	0	0	0	0	0	0
Robbery	0	0	0	0	7	3	0	0	7	3
Sex Offenses, Forcible	5	1	4	2	14	9	0	0	23	12
Sex Offenses, Nonforcible	0	0	0	0	1	1	0	0	1	1
Stolen Property Offenses (Receiving, etc.)	2	2	5	2	6	6	0	0	13	10
Weapon Law Violations	0	0	4	4	1	1	0	0	5	5
Total	43	9	209	66	508	258	2	1	762	334

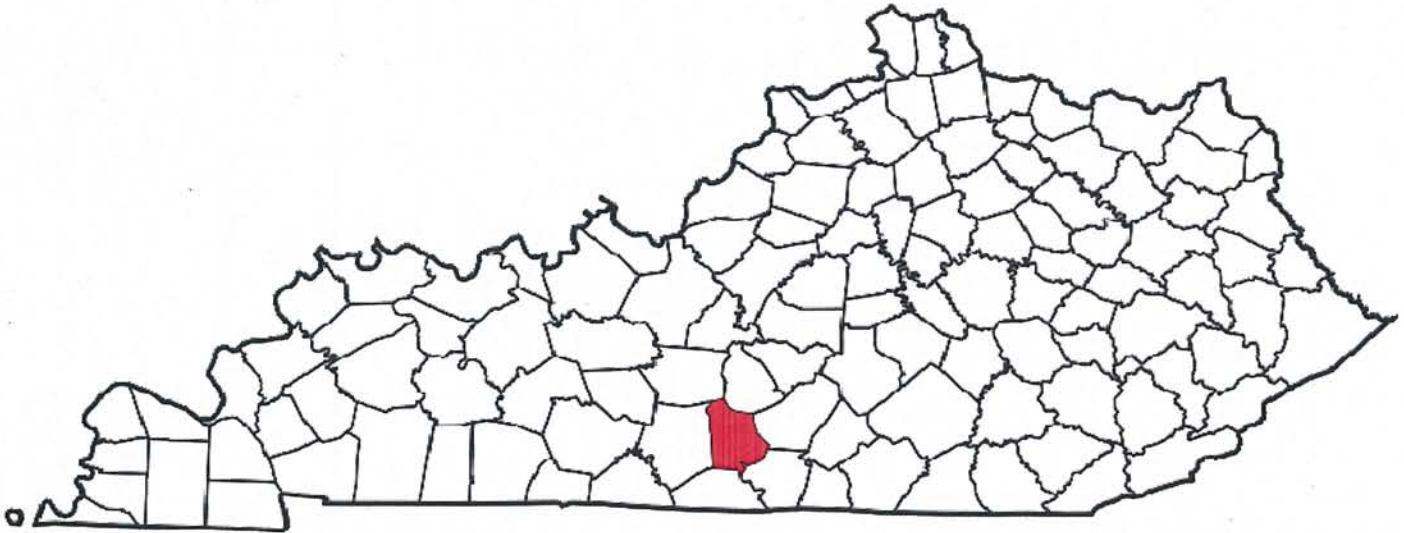
Metcalfe County

A CRIME IS COMMITTED IN METCALFE COUNTY
EVERY 34 HOURS AND 29 MINUTES

FULL TIME SWORN LAW ENFORCEMENT EMPLOYEES

Agency	Male	Female	Total
STATE POLICE	4	0	4
METCALFE COUNTY SHERIFF'S OFFICE	4	0	4
EDMONTON POLICE DEPARTMENT	6	0	6
ALL OTHER AGENCIES	0	0	0

**Kentucky State Police Troopers may be assigned to multiple counties per post.



County Seat: Edmonton
Population: 10,099
Registered Sex Offenders: 29

**METCALFE
COUNTY**

Group A Offenses	State Police		Sheriff		Edmonton		All Other Agencies		Total	
By Category	Offenses		Offenses		Offenses		Offenses		Offenses	
	Reported	Cleared	Reported	Cleared	Reported	Cleared	Reported	Cleared	Reported	Cleared
Arson	1	0	0	0	0	0	0	0	1	0
Assault Offenses	23	23	8	4	2	1	0	0	33	28
Bribery	0	0	0	0	0	0	0	0	0	0
Burglary/Breaking and Entering	5	1	20	0	4	0	0	0	29	1
Counterfeiting/Forgery	0	0	3	1	2	0	0	0	5	1
Destruction/Damage/Vandalism Of Property	4	3	17	3	3	1	0	0	24	7
Drug/Narcotic Offenses	45	34	24	9	2	2	0	0	71	45
Embezzlement	0	0	0	0	0	0	0	0	0	0
Extortion/Blackmail	0	0	0	0	0	0	0	0	0	0
Fraud Offenses	1	0	2	0	0	0	0	0	3	0
Gambling Offenses	0	0	0	0	0	0	0	0	0	0
Homicide Offenses	3	3	0	0	0	0	0	0	3	3
Kidnapping/Abduction	1	1	0	0	1	1	0	0	2	2
Larceny/Theft Offenses	9	3	38	4	5	0	0	0	52	7
Motor Vehicle Theft	2	2	2	0	0	0	0	0	4	2
Pornography/Obscene Material	1	1	0	0	0	0	0	0	1	1
Prostitution Offenses	0	0	0	0	0	0	0	0	0	0
Robbery	1	1	0	0	0	0	0	0	1	1
Sex Offenses, Forcible	11	8	1	0	0	0	0	0	12	8
Sex Offenses, Nonforcible	1	0	0	0	0	0	0	0	1	0
Stolen Property Offenses (Receiving, etc.)	2	0	5	3	1	0	0	0	8	3
Weapon Law Violations	3	2	1	0	0	0	0	0	4	2
Total	113	82	121	24	20	5	0	0	254	111

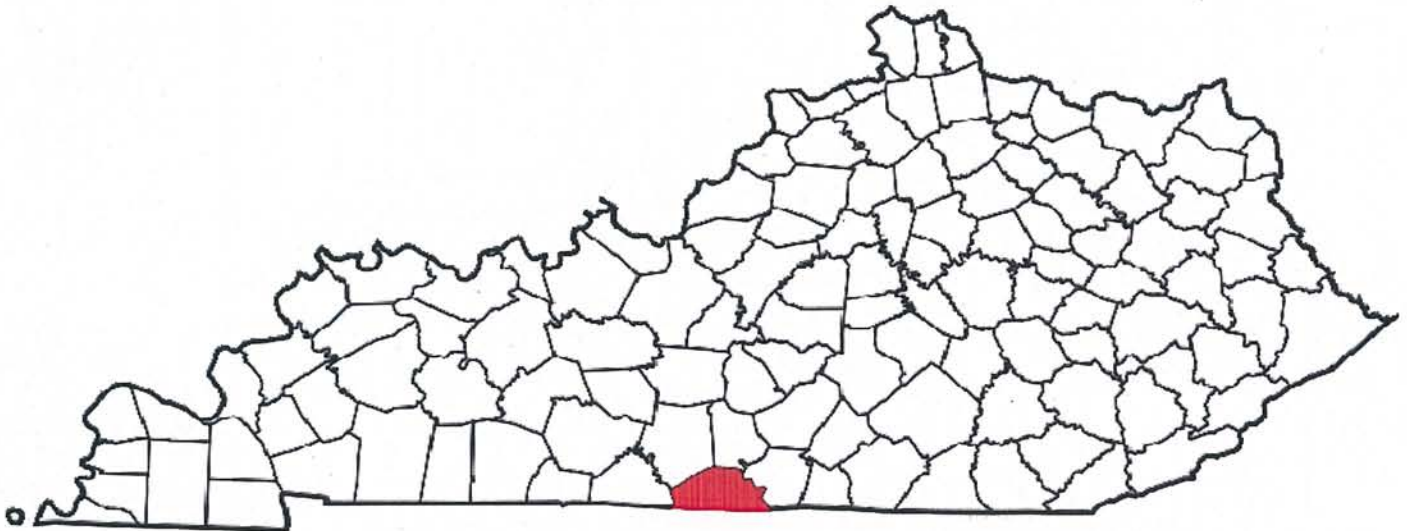
Monroe County

A CRIME IS COMMITTED IN MONROE COUNTY
EVERY 3 DAYS AND 16 HOURS

FULL TIME SWORN LAW ENFORCEMENT EMPLOYEES

Agency	Male	Female	Total
STATE POLICE	4	0	4
MONROE COUNTY SHERIFF'S OFFICE	4	0	4
TOMPKINSVILLE POLICE DEPARTMENT	8	1	9
GAMALIEL POLICE DEPARTMENT	1	0	1
ALL OTHER AGENCIES	1	0	1

**Kentucky State Police Troopers may be assigned to multiple counties per post.



County Seat: Tompkinsville
Population: 10,963
Registered Sex Offenders: 23

**MONROE
COUNTY**

Group A Offenses	State Police		Sheriff		Tompkinsville		Gamailiel		All Other Agencies		Total		
By Category	Offenses		Offenses		Offenses		Offenses		Offenses		Offenses		
	Reported	Cleared	Reported	Cleared	Reported	Cleared	Reported	Cleared	Reported	Cleared	Reported	Cleared	
Arson	1	0	0	0	0	0	0	0	0	0	0	1	0
Assault Offenses	7	5	0	0	10	9	0	0	0	0	0	17	14
Bribery	0	0	0	0	0	0	0	0	0	0	0	0	0
Burglary/Breaking and Entering	5	2	0	0	2	1	0	0	0	0	0	7	3
Counterfeiting/Forgery	2	1	0	0	1	1	0	0	0	0	0	3	2
Destruction/Damage/Vandalism Of Property	1	0	0	0	1	0	0	0	0	0	0	2	0
Drug/Narcotic Offenses	35	17	0	0	4	4	1	1	1	1	1	41	23
Embezzlement	0	0	0	0	0	0	0	0	0	0	0	0	0
Extortion/Blackmail	0	0	0	0	0	0	0	0	0	0	0	0	0
Fraud Offenses	1	1	0	0	0	0	0	0	1	1	1	2	2
Gambling Offenses	0	0	0	0	0	0	0	0	0	0	0	0	0
Homicide Offenses	1	0	0	0	0	0	0	0	0	0	0	1	0
Kidnapping/Abduction	1	1	0	0	0	0	0	0	0	0	0	1	1
Larceny/Theft Offenses	4	2	1	0	1	0	1	1	0	0	0	7	3
Motor Vehicle Theft	2	0	1	1	0	0	0	0	0	0	0	3	1
Pornography/Obscene Material	1	0	0	0	0	0	0	0	0	0	0	1	0
Prostitution Offenses	0	0	0	0	0	0	0	0	0	0	0	0	0
Robbery	0	0	0	0	0	0	0	0	0	0	0	0	0
Sex Offenses, Forcible	12	5	0	0	0	0	0	0	0	0	0	12	5
Sex Offenses, Nonforcible	1	1	0	0	0	0	0	0	0	0	0	1	1
Stolen Property Offenses (Receiving, etc.)	0	0	0	0	0	0	0	0	0	0	0	0	0
Weapon Law Violations	0	0	0	0	0	0	0	0	0	0	0	0	0
Total	74	35	2	1	19	15	2	2	2	2	2	99	55

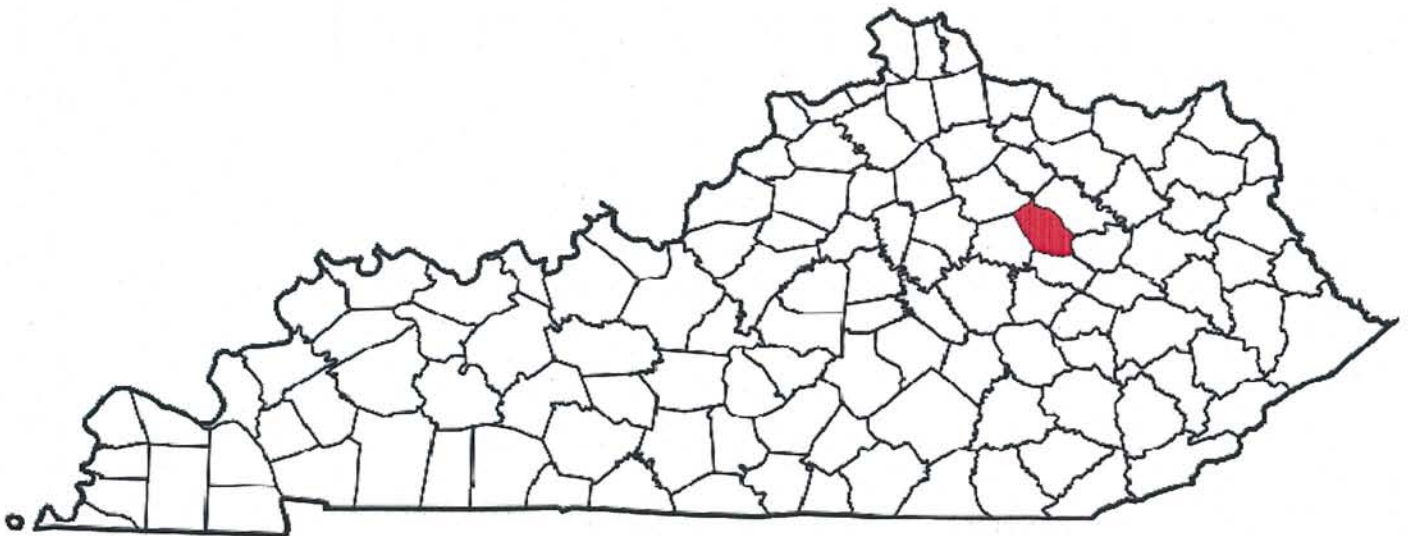
Montgomery County

A CRIME IS COMMITTED IN MONTGOMERY COUNTY
EVERY 3 HOURS AND 30 MINUTES

FULL TIME SWORN LAW ENFORCEMENT EMPLOYEES

Agency	Male	Female	Total
STATE POLICE	6	0	6
MONTGOMERY COUNTY SHERIFF'S OFFICE	17	1	18
MONTGOMERY COUNTY SCHOOL	2	0	2
MOUNT STERLING POLICE DEPARTMENT	20	2	22
ALL OTHER AGENCIES	4	0	4

**Kentucky State Police Troopers may be assigned to multiple counties per post.



County Seat: Mt. Sterling
Population: 26,499
Registered Sex Offenders: 85

**MONTGOMERY
COUNTY**

Group A Offenses	State Police		Sheriff		Montgomery Co. School		Mount Sterling PD		All Other Agencies		Total	
By Category	Offenses		Offenses		Offenses		Offenses		Offenses		Offenses	
	Reported	Cleared	Reported	Cleared	Reported	Cleared	Reported	Cleared	Reported	Cleared	Reported	Cleared
Arson	0	0	1	0	0	0	1	0	0	0	2	0
Assault Offenses	7	7	112	6	33	30	130	42	0	0	282	85
Bribery	0	0	0	0	0	0	0	0	1	1	1	1
Burglary/Breaking and Entering	11	1	276	11	3	0	134	5	0	0	424	17
Counterfeiting/Forgery	4	4	57	2	0	0	148	31	0	0	209	37
Destruction/Damage/Vandalism Of Property	3	3	79	1	1	1	92	13	0	0	175	18
Drug/Narcotic Offenses	13	6	23	14	7	5	249	97	20	0	312	122
Embezzlement	0	0	0	0	0	0	0	0	0	0	0	0
Extortion/Blackmail	0	0	0	0	0	0	0	0	0	0	0	0
Fraud Offenses	4	3	24	0	0	0	24	3	1	0	53	6
Gambling Offenses	0	0	0	0	0	0	0	0	0	0	0	0
Homicide Offenses	1	1	2	0	0	0	0	0	0	0	3	1
Kidnapping/Abduction	0	0	2	1	0	0	0	0	0	0	2	1
Larceny/Theft Offenses	8	3	378	8	3	2	451	137	0	0	840	150
Motor Vehicle Theft	1	0	20	1	0	0	15	0	0	0	36	1
Pornography/Obscene Material	0	0	0	0	0	0	1	0	0	0	1	0
Prostitution Offenses	0	0	0	0	0	0	0	0	0	0	0	0
Robbery	0	0	10	1	0	0	20	4	0	0	30	5
Sex Offenses, Forcible	27	20	4	0	0	0	13	2	0	0	44	22
Sex Offenses, Nonforcible	14	14	0	0	0	0	1	1	0	0	15	15
Stolen Property Offenses (Receiving, etc.)	1	1	16	2	9	5	29	9	0	0	55	17
Weapon Law Violations	0	0	3	0	0	0	11	6	0	0	14	6
Total	94	63	1007	47	56	43	1319	350	22	1	2498	504

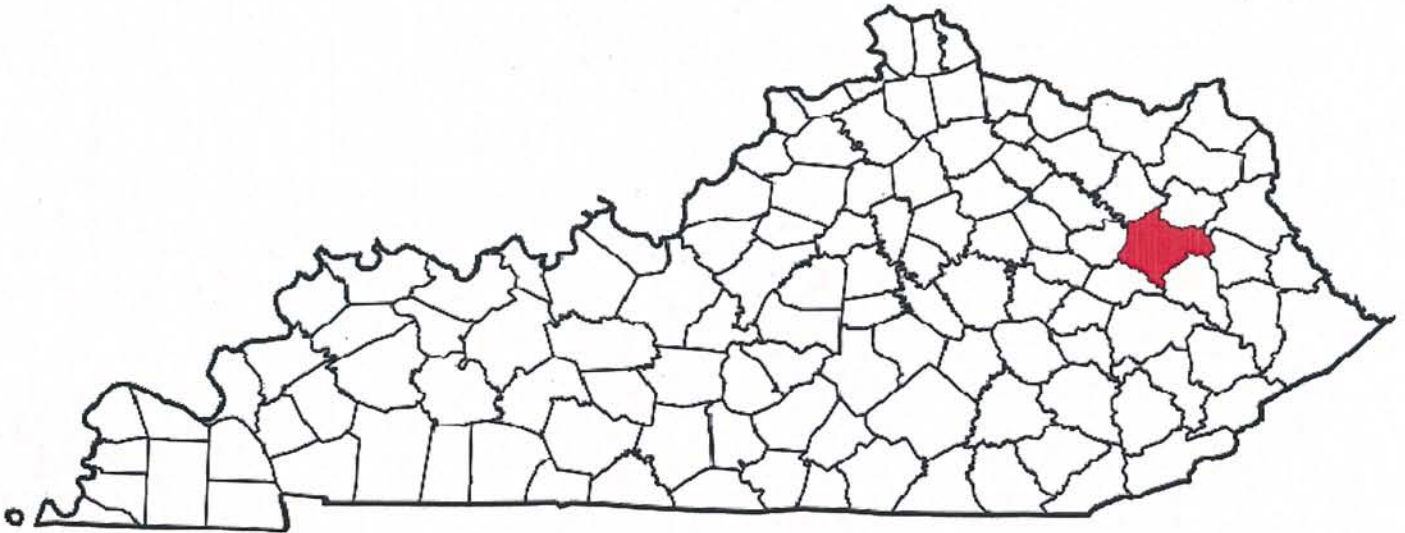
Morgan County

A CRIME IS COMMITTED IN MORGAN COUNTY
EVERY 25 HOURS AND 6 MINUTES

FULL TIME SWORN LAW ENFORCEMENT EMPLOYEES

Agency	Male	Female	Total
STATE POLICE	6	0	6
MORGAN COUNTY SHERIFF'S OFFICE	3	0	3
WEST LIBERTY POLICE DEPARTMENT	7	0	7
ALL OTHER AGENCIES	0	0	0

**Kentucky State Police Troopers may be assigned to multiple counties per post.



County Seat: West Liberty
Population: 13,923
Registered Sex Offenders: 99

**MORGAN
COUNTY**

Group A Offenses	State Police		Sheriff		West Liberty		All Other Agencies		Total	
By Category	Offenses		Offenses		Offenses		Offenses		Offenses	
	Reported	Cleared	Reported	Cleared	Reported	Cleared	Reported	Cleared	Reported	Cleared
Arson	0	0	0	0	0	0	0	0	0	0
Assault Offenses	30	22	0	0	38	14	0	0	68	36
Bribery	0	0	0	0	1	0	0	0	1	0
Burglary/Breaking and Entering	29	9	0	0	16	4	0	0	45	13
Counterfeiting/Forgery	3	2	0	0	4	1	0	0	7	3
Destruction/Damage/Vandalism Of Property	2	0	0	0	12	1	0	0	14	1
Drug/Narcotic Offenses	15	12	0	0	78	27	0	0	93	39
Embezzlement	0	0	0	0	0	0	0	0	0	0
Extortion/Blackmail	0	0	0	0	0	0	0	0	0	0
Fraud Offenses	4	0	0	0	1	0	0	0	5	0
Gambling Offenses	0	0	0	0	0	0	0	0	0	0
Homicide Offenses	1	1	0	0	0	0	0	0	1	1
Kidnapping/Abduction	0	0	0	0	0	0	0	0	0	0
Larceny/Theft Offenses	18	10	0	0	50	10	0	0	68	20
Motor Vehicle Theft	4	0	0	0	5	5	0	0	9	5
Pornography/Obscene Material	0	0	0	0	0	0	0	0	0	0
Prostitution Offenses	0	0	0	0	0	0	0	0	0	0
Robbery	3	0	0	0	2	0	0	0	5	0
Sex Offenses, Forcible	13	6	0	0	3	1	0	0	16	7
Sex Offenses, Nonforcible	0	0	0	0	1	0	0	0	1	0
Stolen Property Offenses (Receiving, etc.)	4	3	0	0	0	0	0	0	4	3
Weapon Law Violations	8	6	0	0	4	1	0	0	12	7
Total	134	71	0	0	215	64	0	0	349	135

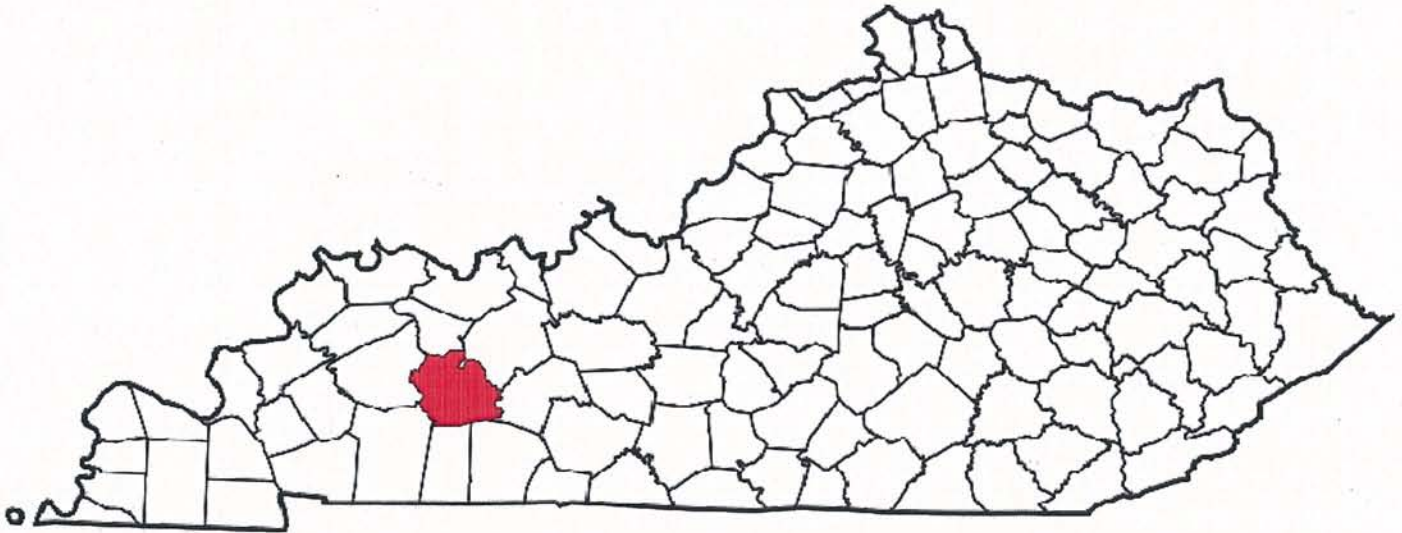
Muhlenberg County

A CRIME IS COMMITTED IN MUHLENBERG COUNTY
EVERY 4 HOURS AND 54 MINUTES

FULL TIME SWORN LAW ENFORCEMENT EMPLOYEES

Agency	Male	Female	Total
STATE POLICE	5	0	5
MUHLENBERG COUNTY SHERIFF'S OFFICE	13	2	15
GREENVILLE POLICE DEPARTMENT	9	0	9
CENTRAL CITY POLICE DEPARTMENT	12	0	12
POWDERLY POLICE DEPARTMENT	2	0	2
ALL OTHER AGENCIES	6	1	7

**Kentucky State Police Troopers may be assigned to multiple counties per post.



County Seat: Greenville
Population: 31,499
Registered Sex Offenders: 83

**MUHLENBERG
COUNTY**

Group A Offenses	State Police		Sheriff		Greenville		Central City		Powderly	
By Category	Offenses		Offenses		Offenses		Offenses		Offenses	
	Reported	Cleared	Reported	Cleared	Reported	Cleared	Reported	Cleared	Reported	Cleared
Arson	4	2	0	0	0	0	0	0	1	1
Assault Offenses	33	31	9	8	866	865	31	30	0	0
Bribery	0	0	0	0	0	0	0	0	0	0
Burglary/Breaking and Entering	20	5	33	10	8	1	2	2	0	0
Counterfeiting/Forgery	25	24	13	9	5	2	25	24	0	0
Destruction/Damage/Vandalism Of Property	10	3	4	2	2	1	8	5	2	2
Drug/Narcotic Offenses	65	56	225	171	21	17	67	64	0	0
Embezzlement	0	0	0	0	0	0	0	0	0	0
Extortion/Blackmail	0	0	0	0	0	0	0	0	0	0
Fraud Offenses	2	2	32	2	3	3	6	4	0	0
Gambling Offenses	0	0	0	0	0	0	0	0	0	0
Homicide Offenses	0	0	0	0	0	0	0	0	0	0
Kidnapping/Abduction	1	1	1	0	1	1	1	1	0	0
Larceny/Theft Offenses	19	9	25	12	23	14	82	68	0	0
Motor Vehicle Theft	6	4	14	2	7	2	3	3	0	0
Pornography/Obscene Material	0	0	0	0	0	0	0	0	0	0
Prostitution Offenses	0	0	0	0	0	0	0	0	0	0
Robbery	0	0	3	1	0	0	0	0	0	0
Sex Offenses, Forcible	22	15	6	3	2	0	0	0	0	0
Sex Offenses, Nonforcible	1	0	0	0	0	0	0	0	0	0
Stolen Property Offenses (Receiving, etc.)	11	10	6	6	5	2	11	10	0	0
Weapon Law Violations	5	5	3	3	1	1	2	2	0	0
Total	224	167	374	229	944	909	238	213	3	3

**MUHLENBERG
COUNTY**

Group A Offenses	All Other Agencies		-		-		-		Total	
By Category	Offenses		Offenses		Offenses		Offenses		Offenses	
	Reported	Cleared	Reported	Cleared	Reported	Cleared	Reported	Cleared	Reported	Cleared
Arson	0	0							5	3
Assault Offenses	0	0							939	934
Bribery	0	0							0	0
Burglary/Breaking and Entering	0	0							63	18
Counterfeiting/Forgery	0	0							68	59
Destruction/Damage/Vandalism Of Property	0	0							26	13
Drug/Narcotic Offenses	60	36							438	344
Embezzlement	0	0							0	0
Extortion/Blackmail	0	0							0	0
Fraud Offenses	2	1							45	12
Gambling Offenses	0	0							0	0
Homicide Offenses	0	0							0	0
Kidnapping/Abduction	0	0							4	3
Larceny/Theft Offenses	0	0							149	103
Motor Vehicle Theft	0	0							30	11
Pornography/Obscene Material	0	0							0	0
Prostitution Offenses	0	0							0	0
Robbery	0	0							3	1
Sex Offenses, Forcible	0	0							30	18
Sex Offenses, Nonforcible	0	0							1	0
Stolen Property Offenses (Receiving, etc.)	0	0							33	28
Weapon Law Violations	0	0							11	11
Total	62	37	0	0	0	0	0	0	1845	1558

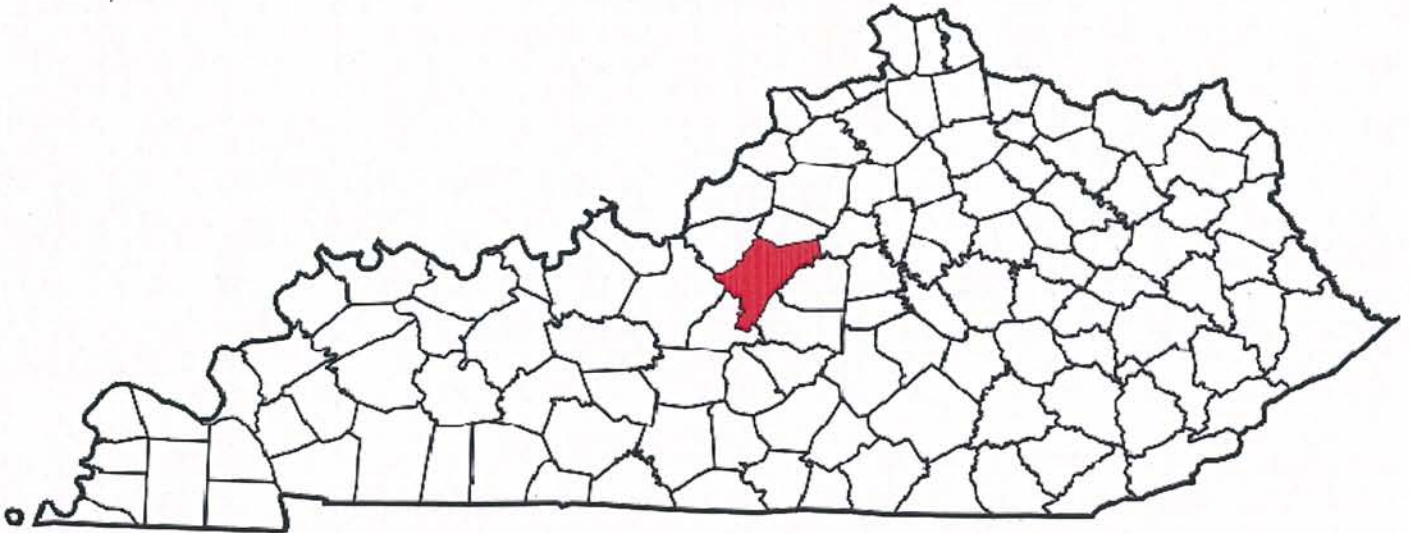
Nelson County

A CRIME IS COMMITTED IN NELSON COUNTY
EVERY 5 HOURS AND 3 MINUTES

FULL TIME SWORN LAW ENFORCEMENT EMPLOYEES

Agency	Male	Female	Total
STATE POLICE	4	0	4
NELSON COUNTY SHERIFF'S OFFICE	23	0	23
BARDSTOWN POLICE DEPARTMENT	23	2	25
ALL OTHER AGENCIES	2	0	2

**Kentucky State Police Troopers may be assigned to multiple counties per post.



County Seat: Bardstowrn
Population: 43,437
Registered Sex Offenders: 56

**NELSON
COUNTY**

Group A Offenses	State Police		Sheriff		Bardstown		All Other Agencies		Total	
By Category	Offenses		Offenses		Offenses		Offenses		Offenses	
	Reported	Cleared	Reported	Cleared	Reported	Cleared	Reported	Cleared	Reported	Cleared
Arson	1	0	0	0	0	0	0	0	1	0
Assault Offenses	24	22	50	39	101	79	0	0	175	140
Bribery	0	0	0	0	2	1	0	0	2	1
Burglary/Breaking and Entering	7	2	158	10	100	10	0	0	265	22
Counterfeiting/Forgery	0	0	42	2	91	4	1	0	134	6
Destruction/Damage/Vandalism Of Property	2	0	67	15	70	11	0	0	139	26
Drug/Narcotic Offenses	53	18	70	58	88	77	68	15	279	168
Embezzlement	0	0	0	0	0	0	0	0	0	0
Extortion/Blackmail	0	0	0	0	0	0	0	0	0	0
Fraud Offenses	3	2	19	0	15	2	4	0	41	4
Gambling Offenses	0	0	0	0	0	0	0	0	0	0
Homicide Offenses	0	0	0	0	0	0	0	0	0	0
Kidnapping/Abduction	1	1	0	0	0	0	0	0	1	1
Larceny/Theft Offenses	7	1	164	21	350	104	0	0	521	126
Motor Vehicle Theft	1	0	11	3	10	2	0	0	22	5
Pornography/Obscene Material	3	3	2	1	2	2	0	0	7	6
Prostitution Offenses	0	0	0	0	0	0	0	0	0	0
Robbery	0	0	2	2	8	3	0	0	10	5
Sex Offenses, Forcible	7	3	18	8	53	6	0	0	78	17
Sex Offenses, Nonforcible	0	0	0	0	3	0	0	0	3	0
Stolen Property Offenses (Receiving, etc.)	2	1	25	14	8	7	0	0	35	22
Weapon Law Violations	2	2	11	6	6	5	2	2	21	15
Total	113	55	639	179	907	313	75	17	1734	564

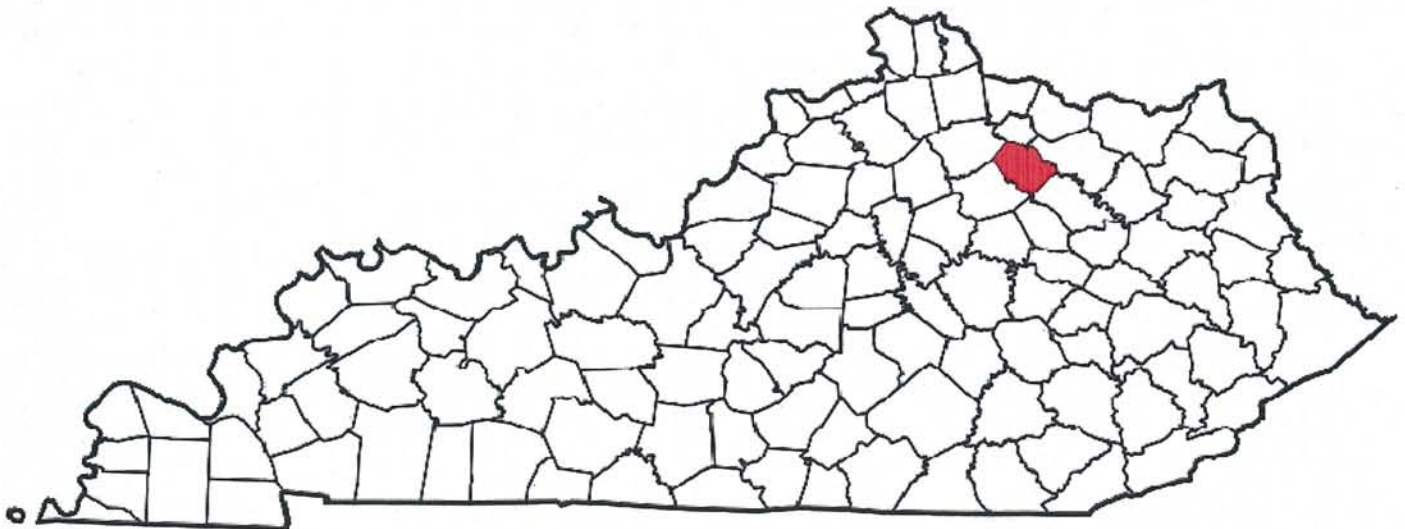
Nicholas County

A CRIME IS COMMITTED IN NICHOLAS COUNTY
EVERY 34 HOURS AND 13 MINUTES

FULL TIME SWORN LAW ENFORCEMENT EMPLOYEES

Agency	Male	Female	Total
STATE POLICE	8	0	8
NICHOLAS COUNTY SHERIFF'S OFFICE	1	0	1
CARLISLE POLICE DEPARTMENT	5	0	5
ALL OTHER AGENCIES	0	0	0

**Kentucky State Police Troopers may be assigned to multiple counties per post.



County Seat: Carlisle
Population: 7,135
Registered Sex Offenders: 7

**NICHOLAS
COUNTY**

Group A Offenses	State Police		Sheriff		Carlisle		All Other Agencies		Total	
By Category	Offenses		Offenses		Offenses		Offenses		Offenses	
	Reported	Cleared	Reported	Cleared	Reported	Cleared	Reported	Cleared	Reported	Cleared
Arson	0	0	0	0	0	0	0	0	0	0
Assault Offenses	18	18	0	0	53	37	0	0	71	55
Bribery	0	0	0	0	0	0	0	0	0	0
Burglary/Breaking and Entering	16	3	2	2	16	5	0	0	34	10
Counterfeiting/Forgery	0	0	0	0	10	8	0	0	10	8
Destruction/Damage/Vandalism Of Property	3	2	1	1	14	2	0	0	18	5
Drug/Narcotic Offenses	10	7	0	0	36	31	0	0	46	38
Embezzlement	0	0	0	0	0	0	0	0	0	0
Extortion/Blackmail	0	0	0	0	0	0	0	0	0	0
Fraud Offenses	6	6	0	0	7	2	0	0	13	8
Gambling Offenses	0	0	0	0	0	0	0	0	0	0
Homicide Offenses	0	0	0	0	1	1	0	0	1	1
Kidnapping/Abduction	0	0	0	0	0	0	0	0	0	0
Larceny/Theft Offenses	10	4	5	5	29	8	0	0	44	17
Motor Vehicle Theft	4	1	0	0	4	1	0	0	8	2
Pornography/Obscene Material	0	0	0	0	0	0	0	0	0	0
Prostitution Offenses	0	0	0	0	0	0	0	0	0	0
Robbery	1	1	0	0	2	0	0	0	3	1
Sex Offenses, Forcible	1	0	0	0	0	0	0	0	1	0
Sex Offenses, Nonforcible	0	0	0	0	0	0	0	0	0	0
Stolen Property Offenses (Receiving, etc.)	1	1	1	1	3	3	0	0	5	5
Weapon Law Violations	2	2	0	0	0	0	0	0	2	2
Total	72	45	9	9	175	98	0	0	256	152

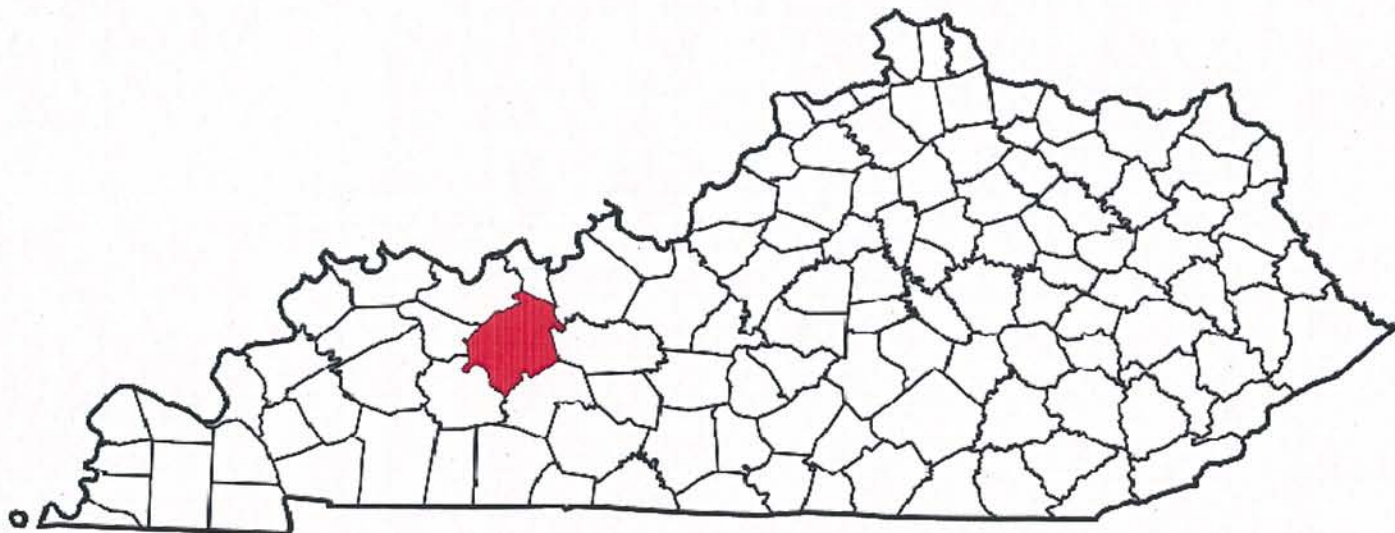
Ohio County

A CRIME IS COMMITTED IN OHIO COUNTY
EVERY 9 HOURS AND 10 MINUTES

FULL TIME SWORN LAW ENFORCEMENT EMPLOYEES

Agency	Male	Female	Total
STATE POLICE	8	0	8
OHIO COUNTY SHERIFF'S OFFICE	22	4	26
HARTFORD POLICE DEPARTMENT	9	2	11
BEAVER DAM POLICE DEPARTMENT	5	0	5
CENTERTOWN POLICE DEPARTMENT	1	0	1
OHIO COUNTY SCHOOLS	1	0	1
ALL OTHER AGENCIES	1	0	1

**Kentucky State Police Troopers may be assigned to multiple counties per post.



County Seat: Hartford
Population: 23,842
Registered Sex Offenders: 43

**OHIO
COUNTY**

Group A Offenses	State Police		Sheriff		Hartford		Beaver Dam		Ohio Co. Schools	
By Category	Offenses		Offenses		Offenses		Offenses		Offenses	
	Reported	Cleared	Reported	Cleared	Reported	Cleared	Reported	Cleared	Reported	Cleared
Arson	9	0	3	1	0	0	0	0	0	0
Assault Offenses	58	32	82	50	6	6	29	20	37	36
Bribery	0	0	0	0	0	0	0	0	0	0
Burglary/Breaking and Entering	24	4	62	11	5	2	5	0	0	0
Counterfeiting/Forgery	27	1	8	1	0	0	11	8	0	0
Destruction/Damage/Vandalism Of Property	5	1	30	7	4	0	9	5	2	2
Drug/Narcotic Offenses	61	50	91	60	6	6	29	24	12	12
Embezzlement	0	0	0	0	0	0	0	0	0	0
Extortion/Blackmail	0	0	0	0	0	0	0	0	1	1
Fraud Offenses	2	0	9	3	0	0	11	1	0	0
Gambling Offenses	0	0	0	0	0	0	0	0	0	0
Homicide Offenses	1	1	0	0	0	0	0	0	0	0
Kidnapping/Abduction	0	0	2	2	0	0	1	0	0	0
Larceny/Theft Offenses	25	5	113	13	4	0	48	21	1	1
Motor Vehicle Theft	5	3	31	6	2	1	5	3	0	0
Pornography/Obscene Material	5	0	1	0	0	0	1	1	0	0
Prostitution Offenses	0	0	0	0	0	0	0	0	0	0
Robbery	1	0	0	0	0	0	1	1	0	0
Sex Offenses, Forcible	27	17	12	2	1	1	3	1	0	0
Sex Offenses, Nonforcible	1	1	1	1	0	0	0	0	0	0
Stolen Property Offenses (Receiving, etc.)	7	4	8	2	0	0	2	2	2	2
Weapon Law Violations	4	3	1	1	0	0	0	0	1	1
Total	262	122	454	160	28	16	155	87	56	55

OHIO COUNTY

Group A Offenses	Centertown		All Other Agencies		-		-		Total	
By Category	Offenses		Offenses		Offenses		Offenses		Offenses	
	Reported	Cleared	Reported	Cleared	Reported	Cleared	Reported	Cleared	Reported	Cleared
Arson	0	0	0	0					12	1
Assault Offenses	0	0	1	1					213	145
Bribery	0	0	0	0					0	0
Burglary/Breaking and Entering	0	0	0	0					96	17
Counterfeiting/Forgery	0	0	0	0					46	10
Destruction/Damage/Vandalism Of Property	0	0	0	0					50	15
Drug/Narcotic Offenses	0	0	0	0					199	152
Embezzlement	0	0	0	0					0	0
Extortion/Blackmail	0	0	0	0					1	1
Fraud Offenses	0	0	0	0					22	4
Gambling Offenses	0	0	0	0					0	0
Homicide Offenses	0	0	0	0					1	1
Kidnapping/Abduction	0	0	0	0					3	2
Larceny/Theft Offenses	1	1	0	0					192	41
Motor Vehicle Theft	0	0	0	0					43	13
Pornography/Obscene Material	0	0	0	0					7	1
Prostitution Offenses	0	0	0	0					0	0
Robbery	0	0	0	0					2	1
Sex Offenses, Forcible	0	0	0	0					43	21
Sex Offenses, Nonforcible	0	0	0	0					2	2
Stolen Property Offenses (Receiving, etc.)	0	0	0	0					19	10
Weapon Law Violations	0	0	0	0					6	5
Total	1	1	1	1	1	0	1	0	957	442

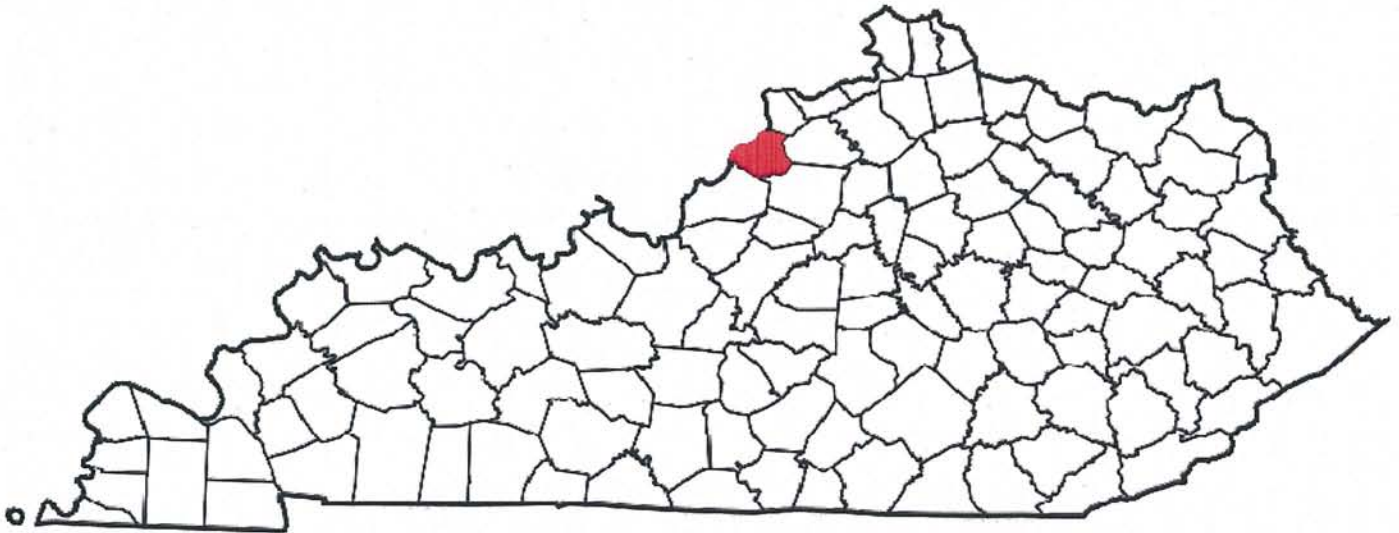
Oldham County

A CRIME IS COMMITTED IN OLDHAM COUNTY
EVERY 5 HOURS AND 40 MINUTES

FULL TIME SWORN LAW ENFORCEMENT EMPLOYEES

Agency	Male	Female	Total
STATE POLICE	6	0	6
OLDHAM COUNTY SHERIFF'S OFFICE	11	3	14
LAGRANGE POLICE DEPARTMENT	13	0	13
PEWEE VALLEY POLICE DEPARTMENT	1	0	1
OLDHAM COUNTY POLICE DEPARTMENT	27	4	31
ALL OTHER AGENCIES	0	0	0

**Kentucky State Police Troopers may be assigned to multiple counties per post.



County Seat: LaGrange
Population: 60,316
Registered Sex Offenders: 337

**OLDHAM
COUNTY**

Group A Offenses	State Police		Sheriff		LaGrange		Pewee Valley		Oldham Co. PD	
By Category	Offenses		Offenses		Offenses		Offenses		Offenses	
	Reported	Cleared	Reported	Cleared	Reported	Cleared	Reported	Cleared	Reported	Cleared
Arson	1	0	0	0	0	0	0	0	2	0
Assault Offenses	9	7	2	2	86	60	0	0	91	37
Bribery	0	0	0	0	0	0	0	0	1	0
Burglary/Breaking and Entering	0	0	3	2	41	6	4	4	185	20
Counterfeiting/Forgery	3	2	0	0	12	5	4	4	33	3
Destruction/Damage/Vandalism Of Property	0	0	3	1	39	6	5	5	152	12
Drug/Narcotic Offenses	29	9	14	4	11	10	0	0	67	24
Embezzlement	0	0	0	0	0	0	0	0	0	0
Extortion/Blackmail	0	0	0	0	0	0	0	0	0	0
Fraud Offenses	2	0	0	0	43	13	0	0	100	3
Gambling Offenses	0	0	0	0	0	0	0	0	0	0
Homicide Offenses	0	0	0	0	1	1	0	0	0	0
Kidnapping/Abduction	0	0	0	0	3	2	0	0	2	0
Larceny/Theft Offenses	8	1	7	2	142	34	3	3	325	35
Motor Vehicle Theft	1	1	0	0	6	4	0	0	15	1
Pornography/Obscene Material	0	0	0	0	0	0	0	0	2	0
Prostitution Offenses	0	0	0	0	0	0	0	0	0	0
Robbery	1	1	0	0	6	5	0	0	8	1
Sex Offenses, Forcible	9	7	0	0	8	3	0	0	25	12
Sex Offenses, Nonforcible	0	0	0	0	0	0	0	0	0	0
Stolen Property Offenses (Receiving, etc.)	4	2	2	1	5	3	0	0	17	6
Weapon Law Violations	0	0	0	0	2	2	0	0	1	0
Total	67	30	31	12	405	154	16	16	1026	154

**OLDHAM
COUNTY**

Group A Offenses	All Other Agencies		-		-		-		Total	
By Category	Offenses		Offenses		Offenses		Offenses		Offenses	
	Reported	Cleared	Reported	Cleared	Reported	Cleared	Reported	Cleared	Reported	Cleared
Arson	0	0							3	0
Assault Offenses	0	0							188	106
Bribery	0	0							1	0
Burglary/Breaking and Entering	0	0							233	32
Counterfeiting/Forgery	0	0							52	14
Destruction/Damage/Vandalism Of Property	0	0							199	24
Drug/Narcotic Offenses	0	0							121	47
Embezzlement	0	0							0	0
Extortion/Blackmail	0	0							0	0
Fraud Offenses	0	0							145	16
Gambling Offenses	0	0							0	0
Homicide Offenses	0	0							1	1
Kidnapping/Abduction	0	0							5	2
Larceny/Theft Offenses	0	0							485	75
Motor Vehicle Theft	0	0							22	6
Pornography/Obscene Material	0	0							2	0
Prostitution Offenses	0	0							0	0
Robbery	0	0							15	7
Sex Offenses, Forcible	0	0							42	22
Sex Offenses, Nonforcible	0	0							0	0
Stolen Property Offenses (Receiving, etc.)	0	0							28	12
Weapon Law Violations	0	0							3	2
Total	0	0	0	0	0	0	0	0	1545	366

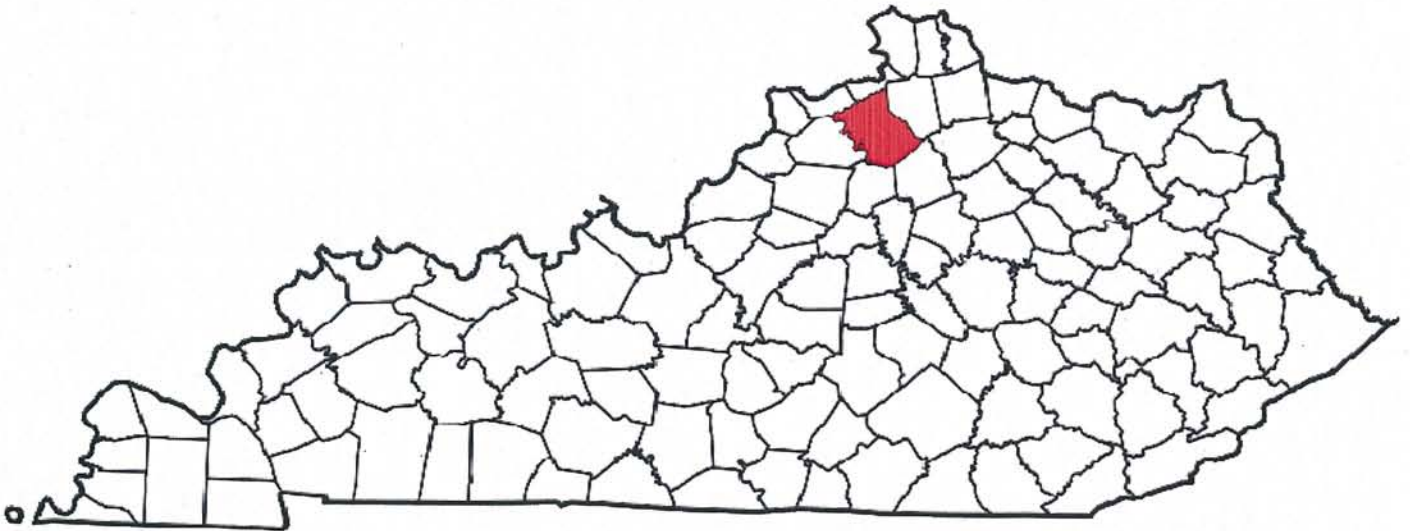
Owen County

A CRIME IS COMMITTED IN OWEN COUNT
EVERY 31 HOURS AND 3 MINUTES

FULL TIME SWORN LAW ENFORCEMENT EMPLOYEES

Agency	Male	Female	Total
STATE POLICE	6	0	6
OWEN COUNTY SHERIFF'S OFFICE	5	0	5
OWENTON POLICE DEPARTMENT	4	0	4
ALL OTHER AGENCIES	0	0	0

**Kentucky State Police Troopers may be assigned to multiple counties per post.



County Seat: Owenton
Population: 10,841
Registered Sex Offenders: 17

**OWEN
COUNTY**

Group A Offenses	State Police		Sheriff		Owenton		All Other Agencies		Total	
By Category	Offenses		Offenses		Offenses		Offenses		Offenses	
	Reported	Cleared	Reported	Cleared	Reported	Cleared	Reported	Cleared	Reported	Cleared
Arson	1	0	0	0	0	0	0	0	1	0
Assault Offenses	28	27	2	2	0	0	0	0	30	29
Bribery	0	0	0	0	0	0	0	0	0	0
Burglary/Breaking and Entering	27	7	36	9	6	2	0	0	69	18
Counterfeiting/Forgery	0	0	0	0	11	8	0	0	11	8
Destruction/Damage/Vandalism Of Property	9	3	2	0	4	1	0	0	15	4
Drug/Narcotic Offenses	24	20	0	0	3	3	0	0	27	23
Embezzlement	0	0	0	0	0	0	0	0	0	0
Extortion/Blackmail	0	0	0	0	0	0	0	0	0	0
Fraud Offenses	5	2	2	0	0	0	0	0	7	2
Gambling Offenses	0	0	0	0	0	0	0	0	0	0
Homicide Offenses	0	0	0	0	0	0	0	0	0	0
Kidnapping/Abduction	0	0	0	0	0	0	0	0	0	0
Larceny/Theft Offenses	32	11	25	6	15	8	0	0	72	25
Motor Vehicle Theft	6	2	5	2	0	0	0	0	11	4
Pornography/Obscene Material	3	0	0	0	0	0	0	0	3	0
Prostitution Offenses	0	0	0	0	0	0	0	0	0	0
Robbery	0	0	1	1	1	0	0	0	2	1
Sex Offenses, Forcible	20	14	0	0	0	0	0	0	20	14
Sex Offenses, Nonforcible	2	2	0	0	0	0	0	0	2	2
Stolen Property Offenses (Receiving, etc.)	4	4	3	3	2	2	0	0	9	9
Weapon Law Violations	0	0	3	3	0	0	0	0	3	3
Total	161	92	79	26	42	24	0	0	282	142

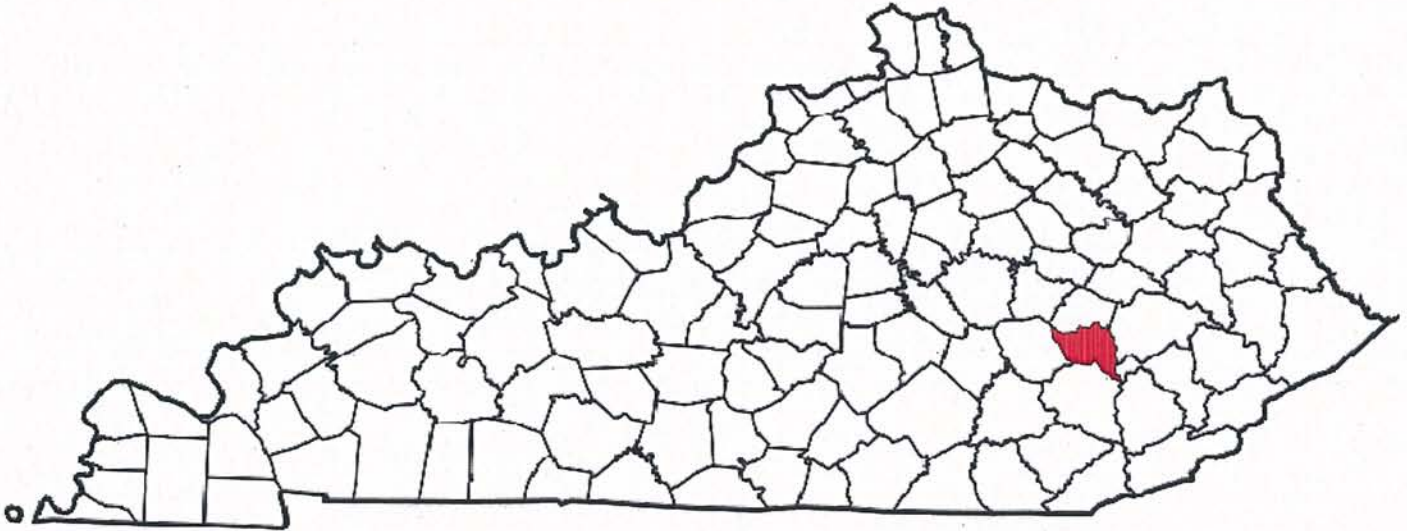
Owsley County

A CRIME IS COMMITTED IN OWSLEY COUNTY
EVERY 2 DAYS AND 8 HOURS

FULL TIME SWORN LAW ENFORCEMENT EMPLOYEES

Agency	Male	Female	Total
STATE POLICE	3	0	3
OWSLEY COUNTY SHERIFF'S OFFICE	2	0	2
BOONEVILLE POLICE DEPARTMENT	3	0	3
ALL OTHER AGENCIES	0	0	0

**Kentucky State Police Troopers may be assigned to multiple counties per post.



County Seat: Booneville
Population: 4,755
Registered Sex Offenders: 4

**OWSLEY
COUNTY**

Group A Offenses	State Police		Sheriff		Booneville PD		All Other Agencies		Total	
By Category	Offenses		Offenses		Offenses		Offenses		Offenses	
	Reported	Cleared	Reported	Cleared	Reported	Cleared	Reported	Cleared	Reported	Cleared
Arson	1	0	0	0	0	0	0	0	1	0
Assault Offenses	20	20	0	0	0	0	0	0	20	20
Bribery	0	0	0	0	0	0	0	0	0	0
Burglary/Breaking and Entering	15	0	0	0	0	0	0	0	15	0
Counterfeiting/Forgery	0	0	0	0	0	0	0	0	0	0
Destruction/Damage/Vandalism Of Property	1	0	0	0	0	0	0	0	1	0
Drug/Narcotic Offenses	96	18	0	0	0	0	0	0	96	18
Embezzlement	0	0	0	0	0	0	0	0	0	0
Extortion/Blackmail	0	0	0	0	0	0	0	0	0	0
Fraud Offenses	1	0	0	0	0	0	0	0	1	0
Gambling Offenses	0	0	0	0	0	0	0	0	0	0
Homicide Offenses	0	0	0	0	0	0	0	0	0	0
Kidnapping/Abduction	0	0	0	0	0	0	0	0	0	0
Larceny/Theft Offenses	7	3	0	0	0	0	0	0	7	3
Motor Vehicle Theft	3	0	0	0	0	0	0	0	3	0
Pornography/Obscene Material	0	0	0	0	0	0	0	0	0	0
Prostitution Offenses	0	0	0	0	0	0	0	0	0	0
Robbery	1	0	0	0	0	0	0	0	1	0
Sex Offenses, Forcible	4	4	0	0	0	0	0	0	4	4
Sex Offenses, Nonforcible	0	0	0	0	0	0	0	0	0	0
Stolen Property Offenses (Receiving, etc.)	1	1	0	0	0	0	0	0	1	1
Weapon Law Violations	4	3	0	0	0	0	0	0	4	3
Total	154	49	0	0	0	0	0	0	154	49

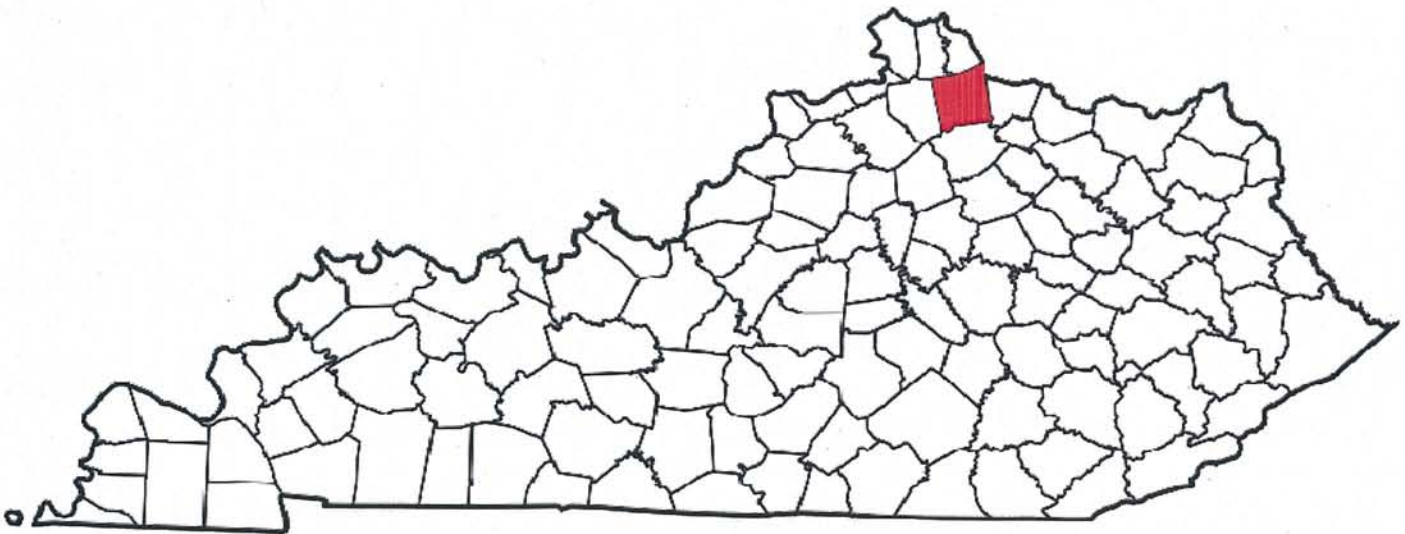
Pendleton County

A CRIME IS COMMITTED IN PENDLETON COUNTY
EVERY 12 HOURS AND 55 MINUTES

FULL TIME SWORN LAW ENFORCEMENT EMPLOYEES

Agency	Male	Female	Total
STATE POLICE	8	0	8
PENDLETON COUNTY SHERIFF'S OFFICE	6	0	6
FALMOUTH POLICE DEPARTMENT	3	0	3
ALL OTHER AGENCIES	2	0	2

**Kentucky State Police Troopers may be assigned to multiple counties per post.



County Seat: Falmouth
Population: 14,877
Registered Sex Offenders: 19

**PENDLETON
COUNTY**

Group A Offenses	State Police		Sheriff		Falmouth		All Other Agencies		Total	
By Category	Offenses		Offenses		Offenses		Offenses		Offenses	
	Reported	Cleared	Reported	Cleared	Reported	Cleared	Reported	Cleared	Reported	Cleared
Arson	1	0	1	0	0	0	0	0	2	0
Assault Offenses	23	21	29	2	32	5	0	0	84	28
Bribery	0	0	0	0	0	0	0	0	0	0
Burglary/Breaking and Entering	48	9	36	11	15	3	0	0	99	23
Counterfeiting/Forgery	3	0	2	1	22	0	0	0	27	1
Destruction/Damage/Vandalism Of Property	3	2	42	8	55	2	0	0	100	12
Drug/Narcotic Offenses	15	15	39	36	40	14	4	4	98	69
Embezzlement	0	0	0	0	0	0	0	0	0	0
Extortion/Blackmail	0	0	0	0	0	0	0	0	0	0
Fraud Offenses	32	31	10	0	0	0	0	0	42	31
Gambling Offenses	0	0	0	0	0	0	0	0	0	0
Homicide Offenses	0	0	0	0	0	0	0	0	0	0
Kidnapping/Abduction	1	0	0	0	0	0	0	0	1	0
Larceny/Theft Offenses	35	11	82	5	50	3	0	0	167	19
Motor Vehicle Theft	6	2	2	1	1	0	0	0	9	3
Pornography/Obscene Material	0	0	0	0	0	0	0	0	0	0
Prostitution Offenses	0	0	0	0	0	0	0	0	0	0
Robbery	0	0	1	1	0	0	0	0	1	1
Sex Offenses, Forcible	28	24	1	0	2	1	0	0	31	25
Sex Offenses, Nonforcible	2	0	0	0	0	0	0	0	2	0
Stolen Property Offenses (Receiving, etc.)	6	5	2	1	0	0	0	0	8	6
Weapon Law Violations	5	5	2	2	0	0	0	0	7	7
Total	208	125	249	68	217	28	4	4	678	225

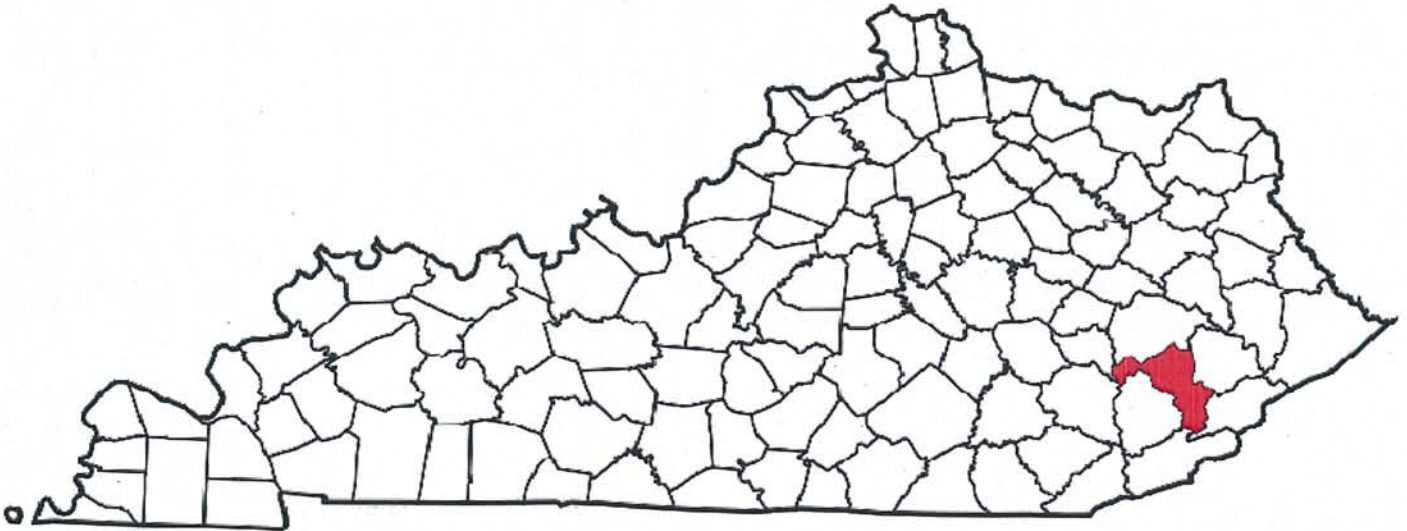
Perry County

A CRIME IS COMMITTED IN PERRY COUNTY
EVERY 5 HOURS AND 10 MINUTES

FULL TIME SWORN LAW ENFORCEMENT EMPLOYEES

Agency	Male	Female	Total
STATE POLICE	8	1	9
PERRY COUNTY SHERIFF'S OFFICE	13	2	15
HAZARD POLICE DEPARTMENT	18	0	18
ALL OTHER AGENCIES	2	0	2

**Kentucky State Police Troopers may be assigned to multiple counties per post.



County Seat: Hazard
Population: 28,712
Registered Sex Offenders: 60

**PERRY
COUNTY**

Group A Offenses	State Police		Sheriff		Hazard		All Other Agencies		Total	
By Category	Offenses		Offenses		Offenses		Offenses		Offenses	
	Reported	Cleared	Reported	Cleared	Reported	Cleared	Reported	Cleared	Reported	Cleared
Arson	3	0	0	0	1	0	0	0	4	0
Assault Offenses	83	58	6	3	79	45	0	0	168	106
Bribery	0	0	0	0	0	0	0	0	0	0
Burglary/Breaking and Entering	83	9	7	0	45	2	0	0	135	11
Counterfeiting/Forgery	20	4	0	0	10	2	0	0	30	6
Destruction/Damage/Vandalism Of Property	19	3	0	0	31	4	5	0	55	7
Drug/Narcotic Offenses	200	96	13	2	351	253	78	17	642	368
Embezzlement	0	0	0	0	0	0	0	0	0	0
Extortion/Blackmail	0	0	0	0	0	0	0	0	0	0
Fraud Offenses	10	5	0	0	27	8	1	0	38	13
Gambling Offenses	0	0	0	0	0	0	0	0	0	0
Homicide Offenses	4	4	2	0	1	1	0	0	7	5
Kidnapping/Abduction	1	0	0	0	0	0	0	0	1	0
Larceny/Theft Offenses	84	26	4	1	393	194	4	0	485	221
Motor Vehicle Theft	17	3	3	0	11	1	0	0	31	4
Pornography/Obscene Material	1	0	0	0	0	0	0	0	1	0
Prostitution Offenses	0	0	0	0	2	2	0	0	2	2
Robbery	9	1	1	0	10	1	0	0	20	2
Sex Offenses, Forcible	22	8	0	0	10	4	0	0	32	12
Sex Offenses, Nonforcible	0	0	0	0	1	0	0	0	1	0
Stolen Property Offenses (Receiving, etc.)	10	2	3	1	15	9	0	0	28	12
Weapon Law Violations	3	3	1	0	9	6	0	0	13	9
Total	569	222	40	7	996	532	88	17	1693	778

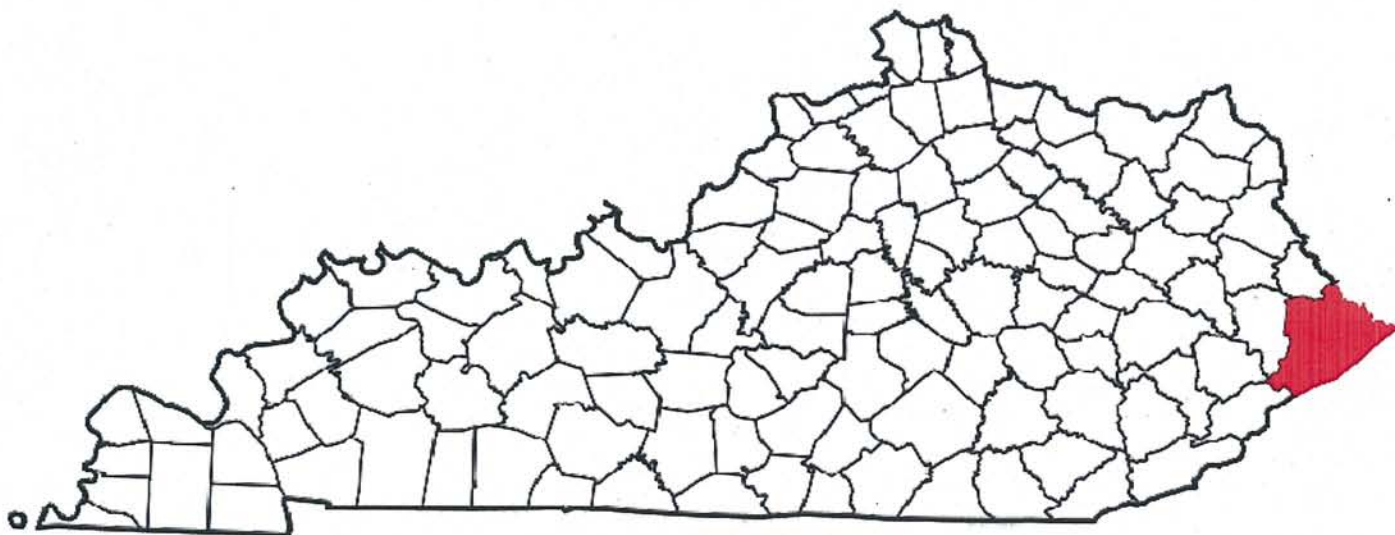
Pike County

A CRIME IS COMMITTED IN PIKE COUNTY
EVERY 7 HOURS AND 5 MINUTES

FULL TIME SWORN LAW ENFORCEMENT EMPLOYEES

Agency	Male	Female	Total
STATE POLICE	17	1	18
PIKE COUNTY SHERIFF'S OFFICE	17	0	17
COAL RUN VILLAGE POLICE DEPARTMENT	4	0	4
PIKEVILLE POLICE DEPARTMENT	20	1	21
ALL OTHER AGENCIES	6	1	7

**Kentucky State Police Troopers may be assigned to multiple counties per post.



County Seat: Pikeville
Population: 65,024
Registered Sex Offenders: 86

**PIKE
COUNTY**

Group A Offenses	State Police		Sheriff		Coal Run Village		Pikeville		All Other Agencies		Total	
By Category	Offenses		Offenses		Offenses		Offenses		Offenses		Offenses	
	Reported	Cleared	Reported	Cleared	Reported	Cleared	Reported	Cleared	Reported	Cleared	Reported	Cleared
Arson	5	1	0	0	0	0	4	2	0	0	5	1
Assault Offenses	308	265	0	0	0	0	64	46	1	1	309	266
Bribery	0	0	0	0	0	0	0	0	0	0	0	0
Burglary/Breaking and Entering	212	24	12	1	9	1	60	15	0	0	224	25
Counterfeiting/Forgery	15	1	4	4	0	0	18	4	0	0	19	5
Destruction/Damage/Vandalism Of Property	38	14	3	0	6	4	92	24	0	0	41	14
Drug/Narcotic Offenses	161	91	5	5	6	6	287	286	50	3	216	99
Embezzlement	0	0	0	0	0	0	0	0	0	0	0	0
Extortion/Blackmail	0	0	0	0	0	0	0	0	0	0	0	0
Fraud Offenses	19	4	1	0	1	1	24	9	1	0	21	4
Gambling Offenses	0	0	0	0	0	0	0	0	0	0	0	0
Homicide Offenses	3	2	0	0	0	0	0	0	0	0	3	2
Kidnapping/Abduction	1	1	0	0	0	0	1	0	0	0	1	1
Larceny/Theft Offenses	241	71	10	3	17	7	441	189	0	0	251	74
Motor Vehicle Theft	62	8	3	2	0	0	16	3	0	0	65	10
Pornography/Obscene Material	19	13	0	0	0	0	0	0	0	0	19	13
Prostitution Offenses	0	0	0	0	0	0	0	0	0	0	0	0
Robbery	16	5	0	0	1	1	2	1	0	0	16	5
Sex Offenses, Forcible	27	17	0	0	0	0	6	3	0	0	27	17
Sex Offenses, Nonforcible	2	1	0	0	0	0	0	0	0	0	2	1
Stolen Property Offenses (Receiving, etc.)	15	8	0	0	0	0	9	9	0	0	15	8
Weapon Law Violations	1	1	0	0	0	0	9	9	0	0	1	1
Total	1145	527	38	15	40	20	1033	600	52	4	1235	546

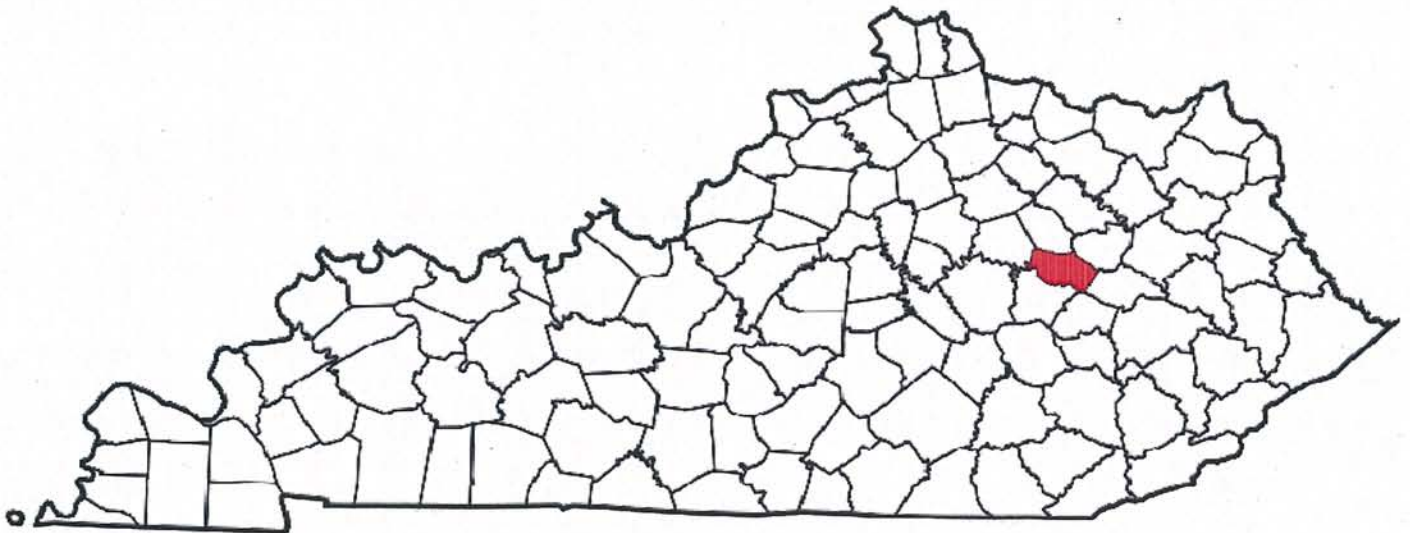
Powell County

A CRIME IS COMMITTED IN POWELL COUNTY
EVERY 21 HOURS AND 3 MINUTES

FULL TIME SWORN LAW ENFORCEMENT EMPLOYEES

Agency	Male	Female	Total
STATE POLICE	6	0	6
POWELL COUNTY SHERIFF'S OFFICE	8	0	8
CLAY CITY POLICE DEPARTMENT	2	0	2
STANTON POLICE DEPARTMENT	7	0	7
ALL OTHER AGENCIES	1	0	1

**Kentucky State Police Troopers may be assigned to multiple counties per post.



County Seat: Stanton
Population: 12,613
Registered Sex Offenders: 33

**POWELL
COUNTY**

Group A Offenses	State Police		Sheriff		Clay City		Stanton		All Other Agencies		Total	
By Category	Offenses		Offenses		Offenses		Offenses		Offenses		Offenses	
	Reported	Cleared	Reported	Cleared	Reported	Cleared	Reported	Cleared	Reported	Cleared	Reported	Cleared
Arson	0	0	0	0	0	0	0	0	0	0	0	0
Assault Offenses	4	4	3	1	9	4	1	0	0	0	16	9
Bribery	0	0	0	0	0	0	0	0	0	0	0	0
Burglary/Breaking and Entering	22	2	48	5	12	3	27	4	0	0	82	10
Counterfeiting/Forgery	16	2	3	1	9	2	29	0	0	0	28	5
Destruction/Damage/Vandalism Of Property	4	1	13	0	6	0	6	1	0	0	23	1
Drug/Narcotic Offenses	52	13	29	9	52	32	17	17	0	0	133	54
Embezzlement	0	0	0	0	0	0	0	0	0	0	0	0
Extortion/Blackmail	0	0	0	0	0	0	0	0	0	0	0	0
Fraud Offenses	2	0	8	0	2	1	16	14	0	0	12	1
Gambling Offenses	0	0	0	0	0	0	0	0	0	0	0	0
Homicide Offenses	0	0	0	0	1	1	0	0	0	0	1	1
Kidnapping/Abduction	1	1	1	0	0	0	0	0	0	0	2	1
Larceny/Theft Offenses	22	11	49	1	20	8	41	4	0	0	91	20
Motor Vehicle Theft	3	1	2	0	2	0	4	0	0	0	7	1
Pornography/Obscene Material	0	0	0	0	0	0	0	0	0	0	0	0
Prostitution Offenses	0	0	0	0	0	0	0	0	0	0	0	0
Robbery	0	0	1	0	0	0	0	0	0	0	1	0
Sex Offenses, Forcible	9	6	1	1	0	0	1	1	0	0	10	7
Sex Offenses, Nonforcible	0	0	0	0	0	0	0	0	0	0	0	0
Stolen Property Offenses (Receiving, etc.)	4	2	2	1	1	0	2	1	0	0	7	3
Weapon Law Violations	2	1	1	1	0	0	3	3	1	1	3	2
Total	141	44	161	20	114	51	147	45	1	1	416	115

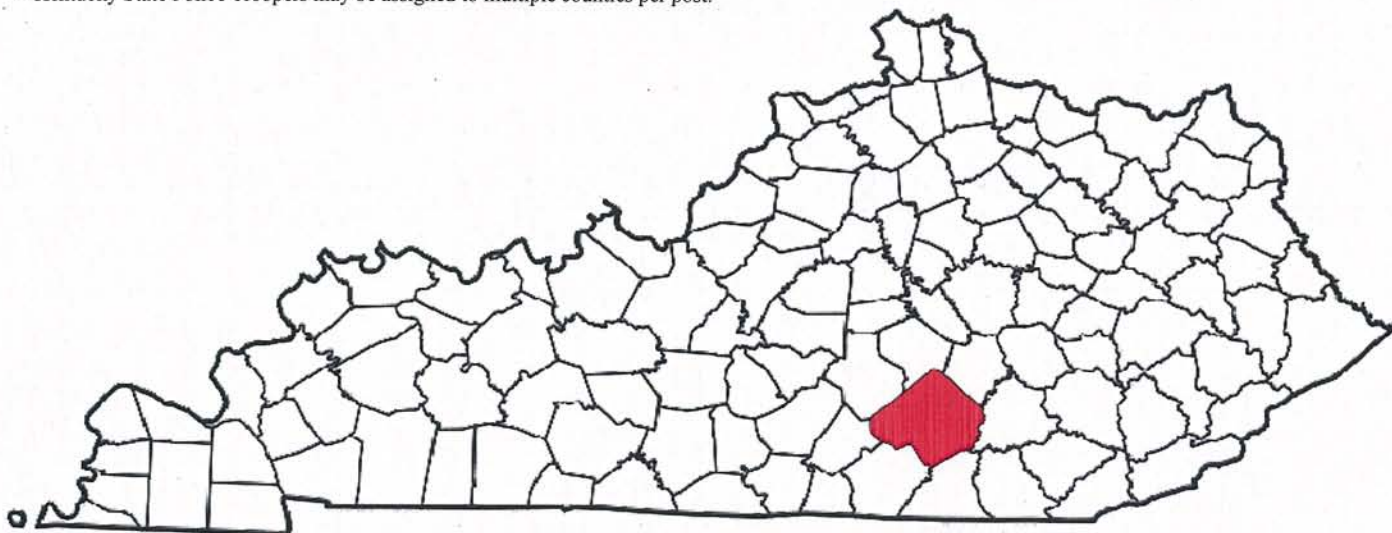
Pulaski County

**A CRIME IS COMMITTED IN PULASKI COUNTY
EVERY 2 HOURS AND 35 MINUTES**

FULL TIME SWORN LAW ENFORCEMENT EMPLOYEES

Agency	Male	Female	Total
STATE POLICE	2	0	2
PULASKI COUNTY SHERIFF'S OFFICE	46	3	49
SCIENCE HILL POLICE DEPARTMENT	4	0	4
SOMERSET POLICE DEPARTMENT	38	1	39
BURNSIDE POLICE DEPARTMENT	4	0	4
FERGUSON POLICE DEPARTMENT	1	0	1
LAKE CUMBERLAND TASK FORCE	4	1	0
UNITE DRUG TASK FORCE	18	3	0
ALL OTHER AGENCIES	2	0	0

**Kentucky State Police Troopers may be assigned to multiple counties per post.



County Seat: Somerset
Population: 63,063
Registered Sex Offenders: 71

**PULASKI
COUNTY**

Group A Offenses	State Police		Sheriff		Science Hill		Somerset		Burnside	
By Category	Offenses		Offenses		Offenses		Offenses		Offenses	
	Reported	Cleared	Reported	Cleared	Reported	Cleared	Reported	Cleared	Reported	Cleared
Arson	0	0	4	1	0	0	1	0	0	0
Assault Offenses	7	6	32	9	0	0	157	66	10	9
Bribery	0	0	1	0	0	0	0	0	0	0
Burglary/Breaking and Entering	3	0	457	11	1	1	118	8	11	3
Counterfeiting/Forgery	1	0	49	0	0	0	145	4	3	1
Destruction/Damage/Vandalism Of Property	2	1	64	2	1	1	88	7	7	0
Drug/Narcotic Offenses	9	0	88	23	0	0	512	365	8	8
Embezzlement	0	0	0	0	0	0	0	0	0	0
Extortion/Blackmail	0	0	1	0	0	0	0	0	0	0
Fraud Offenses	6	1	21	4	0	0	47	3	0	0
Gambling Offenses	0	0	0	0	0	0	0	0	0	0
Homicide Offenses	0	0	1	0	0	0	1	1	0	0
Kidnapping/Abduction	0	0	2	0	0	0	5	4	0	0
Larceny/Theft Offenses	9	2	632	11	6	6	653	221	47	22
Motor Vehicle Theft	0	0	30	0	0	0	14	0	3	0
Pornography/Obscene Material	4	1	0	0	0	0	1	0	0	0
Prostitution Offenses	0	0	0	0	0	0	0	0	0	0
Robbery	0	0	5	0	0	0	12	3	1	0
Sex Offenses, Forcible	12	7	11	0	0	0	16	1	0	0
Sex Offenses, Nonforcible	1	1	2	0	0	0	0	0	0	0
Stolen Property Offenses (Receiving, etc.)	2	0	13	8	0	0	11	8	0	0
Weapon Law Violations	0	0	7	1	0	0	34	29	0	0
Total	56	19	1420	70	8	8	1815	720	90	43

**PULASKI
COUNTY**

Group A Offenses	Ferguson		Lake Cumberland TF		UNITE Drug TF		All Other Agencies		Total	
By Category	Offenses		Offenses		Offenses		Offenses		Offenses	
	Reported	Cleared	Reported	Cleared	Reported	Cleared	Reported	Cleared	Reported	Cleared
Arson	0	0	0	0	0	0	0	0	5	1
Assault Offenses	0	0	0	0	0	0	0	0	206	90
Bribery	0	0	0	0	0	0	0	0	1	0
Burglary/Breaking and Entering	4	4	0	0	0	0	0	0	594	27
Counterfeiting/Forgery	0	0	0	0	0	0	0	0	198	5
Destruction/Damage/Vandalism Of Property	0	0	0	0	0	0	0	0	162	11
Drug/Narcotic Offenses	0	0	0	0	0	0	0	0	617	396
Embezzlement	0	0	0	0	0	0	0	0	0	0
Extortion/Blackmail	0	0	0	0	0	0	0	0	1	0
Fraud Offenses	0	0	0	0	0	0	0	0	74	8
Gambling Offenses	0	0	0	0	0	0	0	0	0	0
Homicide Offenses	0	0	0	0	0	0	0	0	2	1
Kidnapping/Abduction	0	0	0	0	0	0	0	0	7	4
Larceny/Theft Offenses	0	0	0	0	0	0	0	0	1347	262
Motor Vehicle Theft	0	0	0	0	0	0	0	0	47	0
Pornography/Obscene Material	0	0	0	0	0	0	0	0	5	1
Prostitution Offenses	0	0	0	0	0	0	0	0	0	0
Robbery	0	0	0	0	0	0	0	0	18	3
Sex Offenses, Forcible	0	0	0	0	0	0	0	0	39	8
Sex Offenses, Nonforcible	0	0	0	0	0	0	0	0	3	1
Stolen Property Offenses (Receiving, etc.)	0	0	0	0	0	0	0	0	26	16
Weapon Law Violations	0	0	0	0	0	0	0	0	41	30
Total	4	4	0	0	0	0	0	0	3393	864

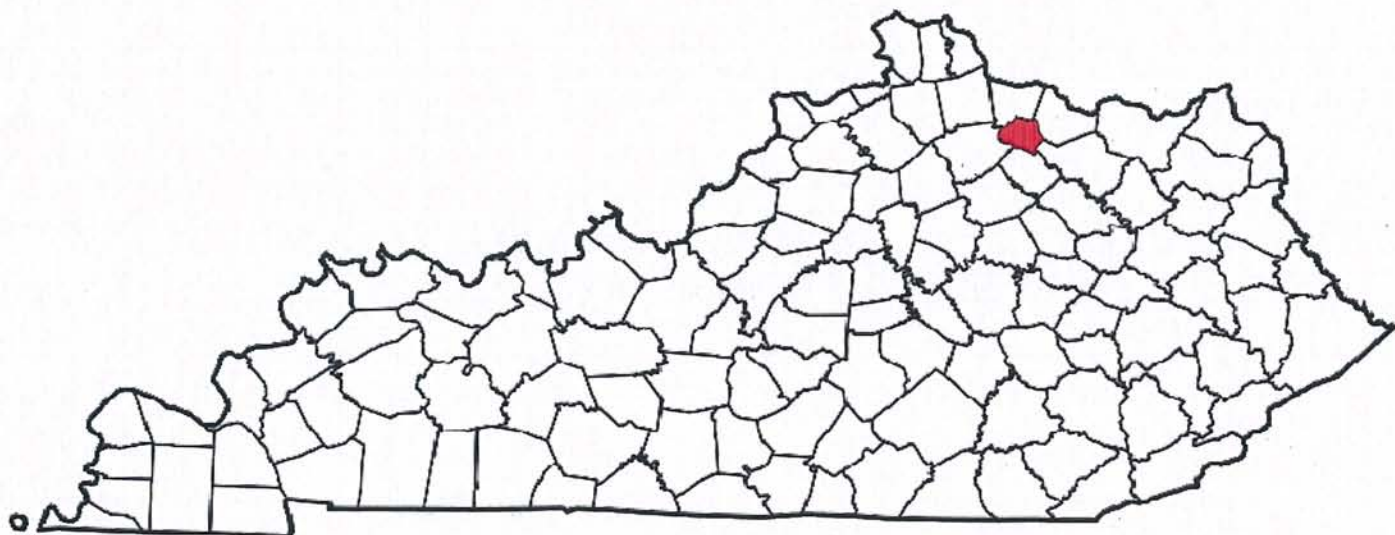
Robertson County

A CRIME IS COMMITTED IN ROBERTSON COUNTY
EVERY 8 DAYS AND 21 HOURS

FULL TIME SWORN LAW ENFORCEMENT EMPLOYEES

Agency	Male	Female	Total
STATE POLICE	8	0	8
ROBERTSON COUNTY SHERIFF'S OFFICE	1	0	1
ALL OTHER AGENCIES	2	0	2

**Kentucky State Police Troopers may be assigned to multiple counties per post.



County Seat: Mt. Olivet

Population: 2,282

Registered Sex Offenders: 11

**ROBERTSON
COUNTY**

Group A Offenses	State Police		Sheriff		All Other Agencies		-		Total	
By Category	Offenses		Offenses		Offenses		Offenses		Offenses	
	Reported	Cleared	Reported	Cleared	Reported	Cleared	Reported	Cleared	Reported	Cleared
Arson	1	0	0	0	0	0			1	0
Assault Offenses	3	3	0	0	0	0			3	3
Bribery	0	0	0	0	0	0			0	0
Burglary/Breaking and Entering	6	0	0	0	0	0			6	0
Counterfeiting/Forgery	0	0	0	0	0	0			0	0
Destruction/Damage/Vandalism Of Property	2	1	0	0	0	0			2	1
Drug/Narcotic Offenses	0	0	0	0	16	16			16	16
Embezzlement	0	0	0	0	0	0			0	0
Extortion/Blackmail	0	0	0	0	0	0			0	0
Fraud Offenses	0	0	0	0	0	0			0	0
Gambling Offenses	0	0	0	0	0	0			0	0
Homicide Offenses	1	1	0	0	0	0			1	1
Kidnapping/Abduction	0	0	0	0	0	0			0	0
Larceny/Theft Offenses	0	0	0	0	0	0			0	0
Motor Vehicle Theft	0	0	0	0	0	0			0	0
Pornography/Obscene Material	0	0	0	0	0	0			0	0
Prostitution Offenses	0	0	0	0	0	0			0	0
Robbery	0	0	0	0	0	0			0	0
Sex Offenses, Forcible	3	1	0	0	0	0			3	1
Sex Offenses, Nonforcible	0	0	0	0	0	0			0	0
Stolen Property Offenses (Receiving, etc.)	2	2	0	0	1	1			3	3
Weapon Law Violations	0	0	0	0	6	6			6	6
Total	18	8	0	0	23	23	0	0	41	31

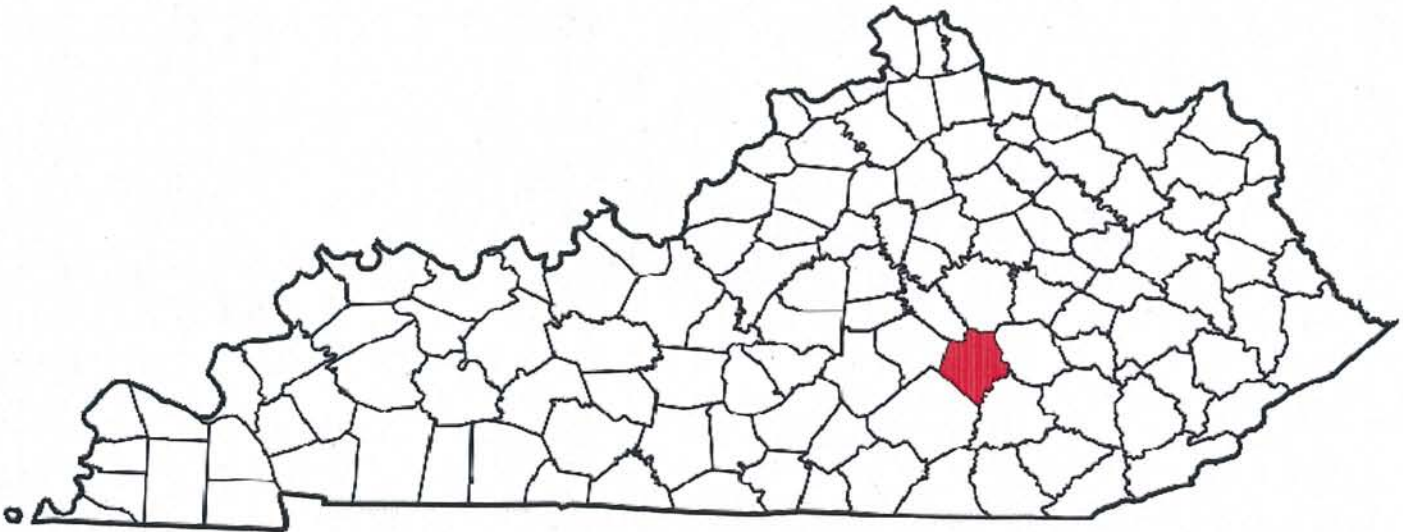
Rockcastle County

A CRIME IS COMMITTED IN ROCKCASTLE COUNTY
EVERY 12 HOURS AND 58 MINUTES

FULL TIME SWORN LAW ENFORCEMENT EMPLOYEES

Agency	Male	Female	Total
STATE POLICE	4	0	4
ROCKCASTLE COUNTY SHERIFF'S OFFICE	3	0	3
MOUNT VERNON POLICE DEPARTMENT	9	0	9
ALL OTHER AGENCIES	2	0	2

**Kentucky State Police Troopers may be assigned to multiple counties per post.



County Seat: Mt. Vernon
Population: 17,056
Registered Sex Offenders: 22

**ROCKCASTLE
COUNTY**

Group A Offenses	State Police		Sheriff		Mount Vernon		All Other Agencies		Total	
By Category	Offenses		Offenses		Offenses		Offenses		Offenses	
	Reported	Cleared	Reported	Cleared	Reported	Cleared	Reported	Cleared	Reported	Cleared
Arson	4	0	0	0	0	0	0	0	4	0
Assault Offenses	44	42	8	1	9	9	1	0	62	52
Bribery	0	0	0	0	0	0	0	0	0	0
Burglary/Breaking and Entering	43	6	58	4	18	4	0	0	119	14
Counterfeiting/Forgery	5	2	17	1	8	2	0	0	30	5
Destruction/Damage/Vandalism Of Property	16	9	6	1	10	4	0	0	32	14
Drug/Narcotic Offenses	87	57	22	11	123	103	7	2	239	173
Embezzlement	0	0	0	0	0	0	0	0	0	0
Extortion/Blackmail	0	0	0	0	0	0	0	0	0	0
Fraud Offenses	11	9	1	0	3	2	0	0	15	11
Gambling Offenses	0	0	0	0	0	0	0	0	0	0
Homicide Offenses	2	2	2	2	0	0	0	0	4	4
Kidnapping/Abduction	0	0	0	0	0	0	0	0	0	0
Larceny/Theft Offenses	43	19	22	3	29	13	0	0	94	35
Motor Vehicle Theft	11	4	18	0	4	0	0	0	33	4
Pornography/Obscene Material	0	0	0	0	0	0	0	0	0	0
Prostitution Offenses	0	0	0	0	0	0	0	0	0	0
Robbery	1	1	2	2	0	0	0	0	3	3
Sex Offenses, Forcible	6	3	2	2	0	0	0	0	8	5
Sex Offenses, Nonforcible	0	0	0	0	0	0	0	0	0	0
Stolen Property Offenses (Receiving, etc.)	10	7	6	0	4	0	0	0	20	7
Weapon Law Violations	3	2	8	0	1	1	0	0	12	3
Total	286	163	172	27	209	138	8	2	675	330

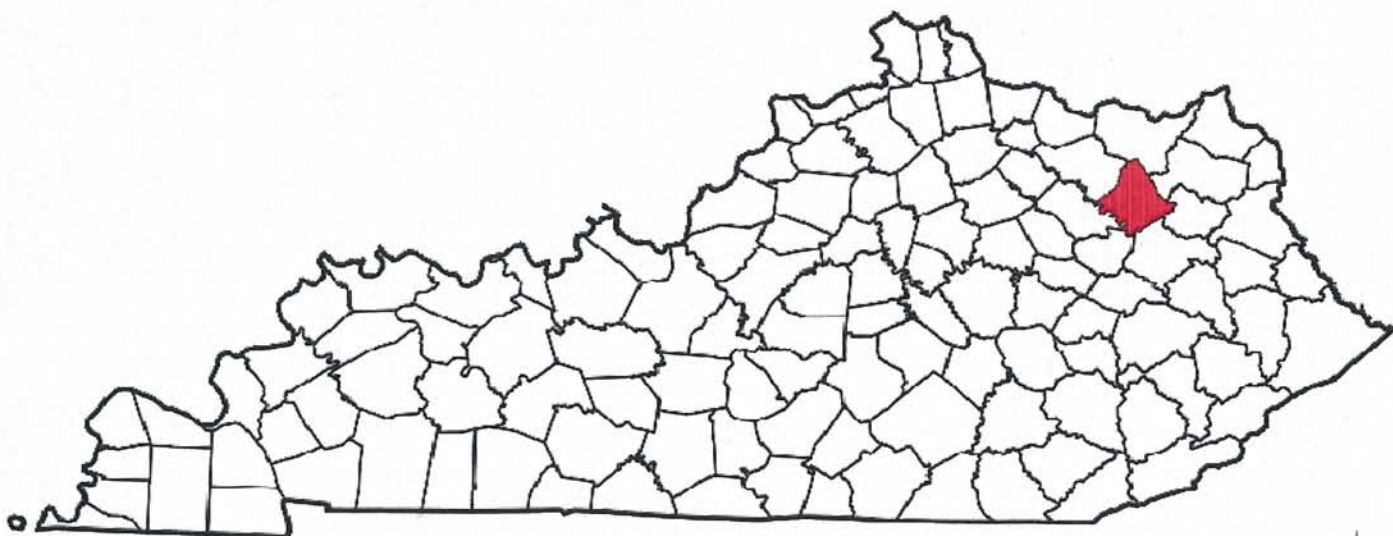
Rowan County

A CRIME IS COMMITTED IN ROWAN COUNTY
EVERY 5 HOURS AND 41 MINUTES

FULL TIME SWORN LAW ENFORCEMENT EMPLOYEES

Agency	Male	Female	Total
STATE POLICE	8	0	8
ROWAN COUNTY SHERIFF'S OFFICE	11	0	11
MOREHEAD POLICE DEPARTMENT	20	0	20
MOREHEAD STATE UNIVERSITY	14	2	16
ALL OTHER AGENCIES	2	0	2

**Kentucky State Police Troopers may be assigned to multiple counties per post.



County Seat: Morehead
Population: 23,333
Registered Sex Offenders: 24

**ROWAN
COUNTY**

Group A Offenses	State Police		Sheriff		Morehead		Morehead University		All Other Agencies		Total	
By Category	Offenses		Offenses		Offenses		Offenses		Offenses		Offenses	
	Reported	Cleared	Reported	Cleared	Reported	Cleared	Reported	Cleared	Reported	Cleared	Reported	Cleared
Arson	2	0	0	0	1	0	1	0	0	0	4	0
Assault Offenses	140	102	42	12	52	31	14	3	0	0	248	148
Bribery	0	0	0	0	0	0	0	0	0	0	0	0
Burglary/Breaking and Entering	126	15	19	12	34	6	9	2	0	0	188	35
Counterfeiting/Forgery	15	7	4	2	22	4	0	0	0	0	41	13
Destruction/Damage/Vandalism Of Property	17	6	10	2	31	9	30	3	0	0	88	20
Drug/Narcotic Offenses	56	48	58	6	276	239	36	29	0	0	426	322
Embezzlement	0	0	0	0	0	0	0	0	0	0	0	0
Extortion/Blackmail	0	0	0	0	0	0	0	0	0	0	0	0
Fraud Offenses	15	4	6	2	17	3	0	0	0	0	38	9
Gambling Offenses	0	0	0	0	0	0	0	0	0	0	0	0
Homicide Offenses	0	0	0	0	0	0	0	0	0	0	0	0
Kidnapping/Abduction	0	0	0	0	0	0	0	0	0	0	0	0
Larceny/Theft Offenses	106	30	28	6	171	89	66	15	0	0	371	140
Motor Vehicle Theft	15	6	3	2	3	1	0	0	0	0	21	9
Pornography/Obscene Material	0	0	0	0	1	0	1	0	10	10	12	10
Prostitution Offenses	0	0	0	0	0	0	0	0	0	0	0	0
Robbery	2	2	1	0	2	1	0	0	0	0	5	3
Sex Offenses, Forcible	7	5	8	2	5	2	3	2	0	0	23	11
Sex Offenses, Nonforcible	0	0	0	0	0	0	0	0	0	0	0	0
Stolen Property Offenses (Receiving, etc.)	34	29	8	7	9	7	0	0	1	1	52	44
Weapon Law Violations	8	8	8	7	8	7	0	0	0	0	24	22
Total	543	262	195	60	632	399	160	54	11	11	1541	786

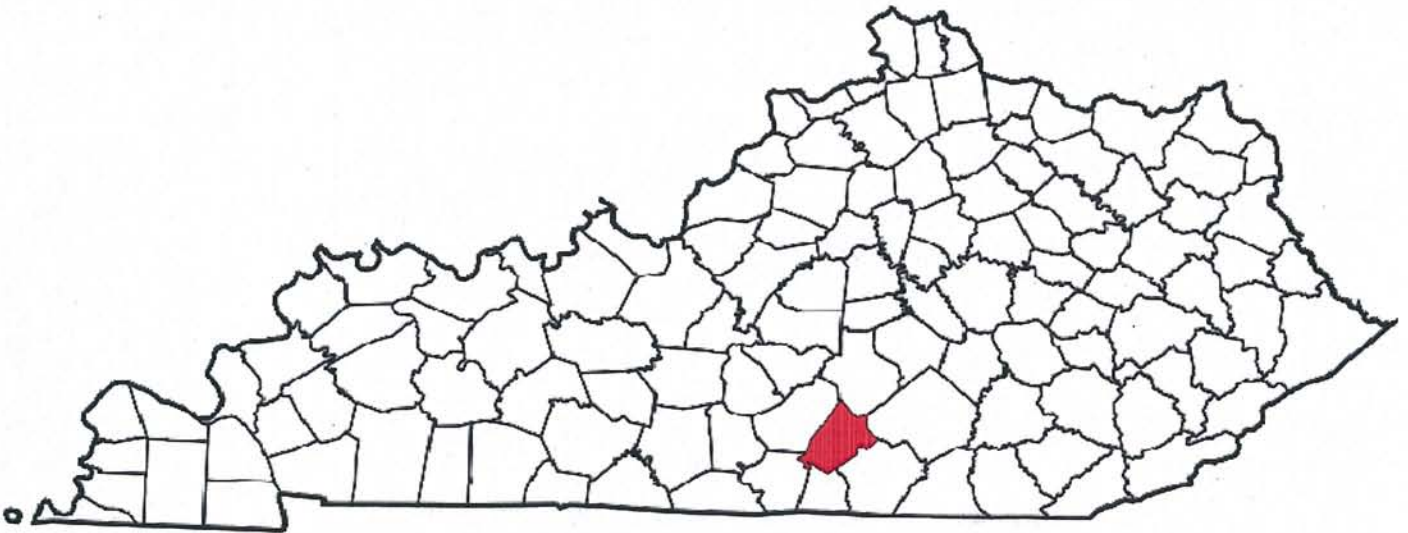
Russell County

A CRIME IS COMMITTED IN RUSSELL COUNTY
EVERY 15 HOURS AND 41 MINUTES

FULL TIME SWORN LAW ENFORCEMENT EMPLOYEES

Agency	Male	Female	Total
STATE POLICE	4	0	4
RUSSELL COUNTY SHERIFF'S OFFICE	9	1	10
JAMESTOWN POLICE DEPARTMENT	4	1	5
RUSSELL SPRINGS POLICE DEPARTMENT	6	2	8
ALL OTHER AGENCIES	1	0	1

**Kentucky State Police Troopers may be assigned to multiple counties per post.



County Seat: Jamestown
Population: 17,565
Registered Sex Offenders: 33

**RUSSELL
COUNTY**

Group A Offenses	State Police		Sheriff		Jamestown		Russell Springs		All Other Agencies		Total		
By Category	Offenses		Offenses		Offenses		Offenses		Offenses		Offenses		
	Reported	Cleared	Reported	Cleared	Reported	Cleared	Reported	Cleared	Reported	Cleared	Reported	Cleared	
Arson	1	1	0	0	0	0	0	0	0	0	0	1	1
Assault Offenses	21	18	34	32	19	19	27	21	0	0	101	90	
Bribery	0	0	0	0	0	0	0	0	0	0	0	0	
Burglary/Breaking and Entering	12	4	26	7	4	3	7	1	6	0	55	15	
Counterfeiting/Forgery	2	1	0	0	5	0	4	0	1	1	12	2	
Destruction/Damage/Vandalism Of Property	5	3	12	3	3	2	8	2	0	0	28	10	
Drug/Narcotic Offenses	48	7	35	33	17	17	44	36	0	0	144	93	
Embezzlement	0	0	0	0	0	0	0	0	0	0	0	0	
Extortion/Blackmail	1	0	0	0	0	0	0	0	0	0	1	0	
Fraud Offenses	0	0	0	0	3	0	2	0	2	2	7	2	
Gambling Offenses	0	0	0	0	0	0	0	0	0	0	0	0	
Homicide Offenses	0	0	0	0	0	0	0	0	0	0	0	0	
Kidnapping/Abduction	0	0	1	1	0	0	0	0	0	0	1	1	
Larceny/Theft Offenses	13	6	23	7	13	5	59	32	2	0	110	50	
Motor Vehicle Theft	5	3	5	0	3	3	4	1	0	0	17	7	
Pornography/Obscene Material	14	13	0	0	0	0	0	0	0	0	14	13	
Prostitution Offenses	1	1	0	0	0	0	0	0	0	0	1	1	
Robbery	0	0	0	0	0	0	1	1	0	0	1	1	
Sex Offenses, Forcible	26	17	3	2	3	3	12	12	0	0	44	34	
Sex Offenses, Nonforcible	4	0	0	0	0	0	0	0	0	0	4	0	
Stolen Property Offenses (Receiving, etc.)	4	2	2	1	2	0	4	4	0	0	12	7	
Weapon Law Violations	0	0	0	0	3	3	1	1	1	1	5	5	
Total	157	76	141	86	75	55	173	111	12	4	558	332	

Scott County

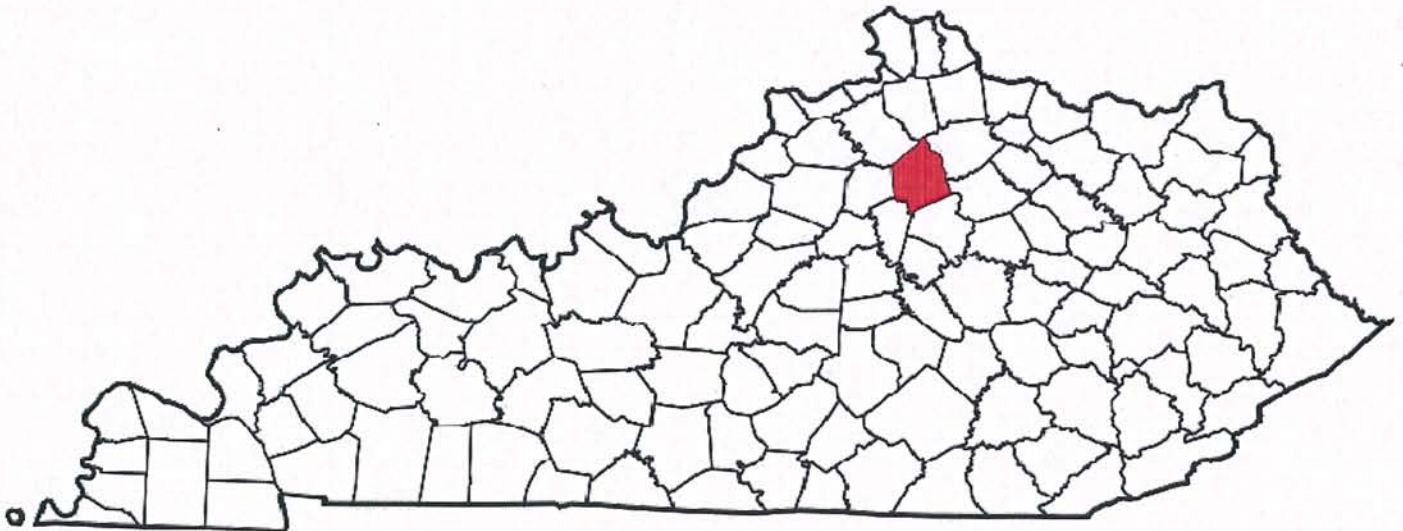
A CRIME IS COMMITTED IN SCOTT COUNTY
EVERY 10 HOURS AND 54 MINUTES

FULL TIME SWORN LAW ENFORCEMENT EMPLOYEES

Agency	Male	Female	Total
STATE POLICE	5	0	5
SCOTT COUNTY SHERIFF'S OFFICE	28	3	31
**GEORGETOWN POLICE DEPARTMENT	41	2	43
STAMPING GROUND POLICE DEPARTMENT	1	0	1
ALL OTHER AGENCIES	1	0	1

**Georgetown PD is a summary agency. Numbers for this agency are not included here. Data for Georgetown PD can be found in the Summary section.

**Kentucky State Police Troopers may be assigned to multiple counties per post.



County Seat: Georgetown
Population: 47,173
Registered Sex Offenders: 47

**SCOTT
COUNTY**

Group A Offenses	State Police		Sheriff		Georgetown PD		Stamping Ground		All Other Agencies		Total	
By Category	Offenses		Offenses		Offenses		Offenses		Offenses		Offenses	
	Reported	Cleared	Reported	Cleared	Reported	Cleared	Reported	Cleared	Reported	Cleared	Reported	Cleared
Arson	5	0	0	0	0	0	0	0	0	0	5	0
Assault Offenses	30	26	84	49	0	0	0	0	0	0	114	75
Bribery	1	1	0	0	0	0	0	0	0	0	1	1
Burglary/Breaking and Entering	5	2	106	7	0	0	0	0	0	0	111	9
Counterfeiting/Forgery	6	2	18	11	0	0	0	0	0	0	24	13
Destruction/Damage/Vandalism Of Property	2	0	57	2	0	0	0	0	0	0	59	2
Drug/Narcotic Offenses	75	39	106	48	0	0	0	0	1	1	182	88
Embezzlement	0	0	0	0	0	0	0	0	0	0	0	0
Extortion/Blackmail	1	0	0	0	0	0	0	0	0	0	1	0
Fraud Offenses	8	3	42	13	0	0	0	0	0	0	50	16
Gambling Offenses	0	0	0	0	0	0	0	0	0	0	0	0
Homicide Offenses	0	0	0	0	0	0	0	0	0	0	0	0
Kidnapping/Abduction	0	0	2	1	0	0	0	0	0	0	2	1
Larceny/Theft Offenses	15	7	156	22	0	0	0	0	0	0	171	29
Motor Vehicle Theft	2	0	18	2	0	0	0	0	0	0	20	2
Pornography/Obscene Material	0	0	15	15	0	0	0	0	0	0	15	15
Prostitution Offenses	0	0	0	0	0	0	0	0	0	0	0	0
Robbery	0	0	3	1	0	0	0	0	0	0	3	1
Sex Offenses, Forcible	4	1	18	16	0	0	0	0	0	0	22	17
Sex Offenses, Nonforcible	0	0	0	0	0	0	0	0	0	0	0	0
Stolen Property Offenses (Receiving, etc.)	5	5	12	8	0	0	0	0	0	0	17	13
Weapon Law Violations	5	5	1	1	0	0	0	0	0	0	6	6
Total	164	91	638	196	0	0	0	0	1	1	803	288

**Note: Georgetown Police Department reported summary during the 2011 year. Data for this agency can be found in the Summary section of this publication.

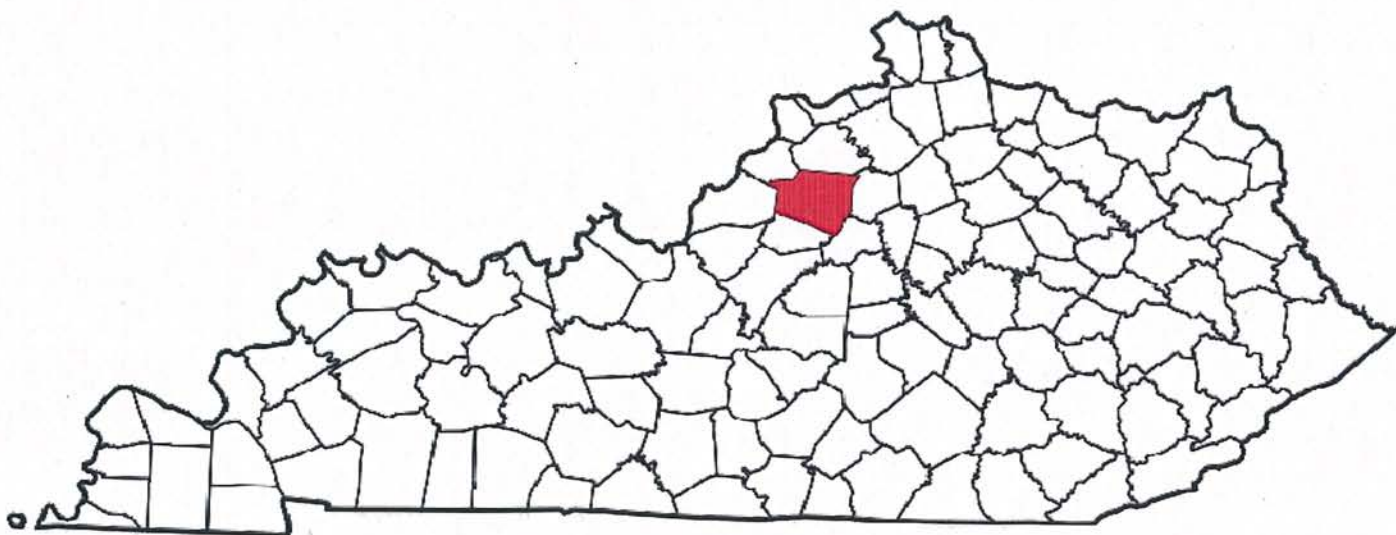
Shelby County

A CRIME IS COMMITTED IN SHELBY COUNTY
EVERY 3 HOURS AND 30 MINUTES

FULL TIME SWORN LAW ENFORCEMENT EMPLOYEES

Agency	Male	Female	Total
STATE POLICE	5	1	6
SHELBY COUNTY SHERIFF'S OFFICE	21	2	23
SHELBYVILLE POLICE DEPARTMENT	21	3	24
SIMPSONVILLE POLICE DEPARTMENT	4	0	4
ALL OTHER AGENCIES	1	0	1

**Kentucky State Police Troopers may be assigned to multiple counties per post.



County Seat: Shelbyville
Population: 42,074
Registered Sex Offenders: 69

**SHELBY
COUNTY**

Group A Offenses	State Police		Sheriff		Shelbyville		Simpsonville		All Other Agencies		Total	
By Category	Offenses		Offenses		Offenses		Offenses		Offenses		Offenses	
	Reported	Cleared	Reported	Cleared	Reported	Cleared	Reported	Cleared	Reported	Cleared	Reported	Cleared
Arson	1	1	0	0	4	3	0	0	0	0	5	4
Assault Offenses	17	14	169	98	115	38	2	0	7	7	310	157
Bribery	0	0	0	0	0	0	0	0	0	0	0	0
Burglary/Breaking and Entering	9	1	137	21	102	14	1	0	0	0	249	36
Counterfeiting/Forgery	328	6	66	14	30	7	21	18	0	0	445	45
Destruction/Damage/Vandalism Of Property	2	2	105	15	126	10	5	1	1	1	239	29
Drug/Narcotic Offenses	60	32	110	95	24	24	0	0	1	1	195	152
Embezzlement	0	0	0	0	0	0	0	0	0	0	0	0
Extortion/Blackmail	0	0	1	1	0	0	0	0	0	0	1	1
Fraud Offenses	23	7	41	4	67	4	2	0	3	2	136	17
Gambling Offenses	0	0	0	0	0	0	0	0	0	0	0	0
Homicide Offenses	0	0	0	0	0	0	0	0	0	0	0	0
Kidnapping/Abduction	1	1	1	1	2	1	0	0	0	0	4	3
Larceny/Theft Offenses	19	5	364	43	224	26	18	6	0	0	625	80
Motor Vehicle Theft	2	1	26	7	18	9	0	0	0	0	46	17
Pornography/Obscene Material	40	40	2	2	0	0	0	0	0	0	42	42
Prostitution Offenses	0	0	0	0	0	0	0	0	0	0	0	0
Robbery	0	0	4	0	15	7	1	0	0	0	20	7
Sex Offenses, Forcible	60	14	17	7	11	6	0	0	0	0	88	27
Sex Offenses, Nonforcible	9	1	0	0	1	0	0	0	0	0	10	1
Stolen Property Offenses (Receiving, etc.)	3	2	40	14	1	1	1	1	0	0	45	18
Weapon Law Violations	1	0	17	16	9	7	0	0	4	4	31	27
Total	575	127	1100	338	749	157	51	26	16	15	2491	663

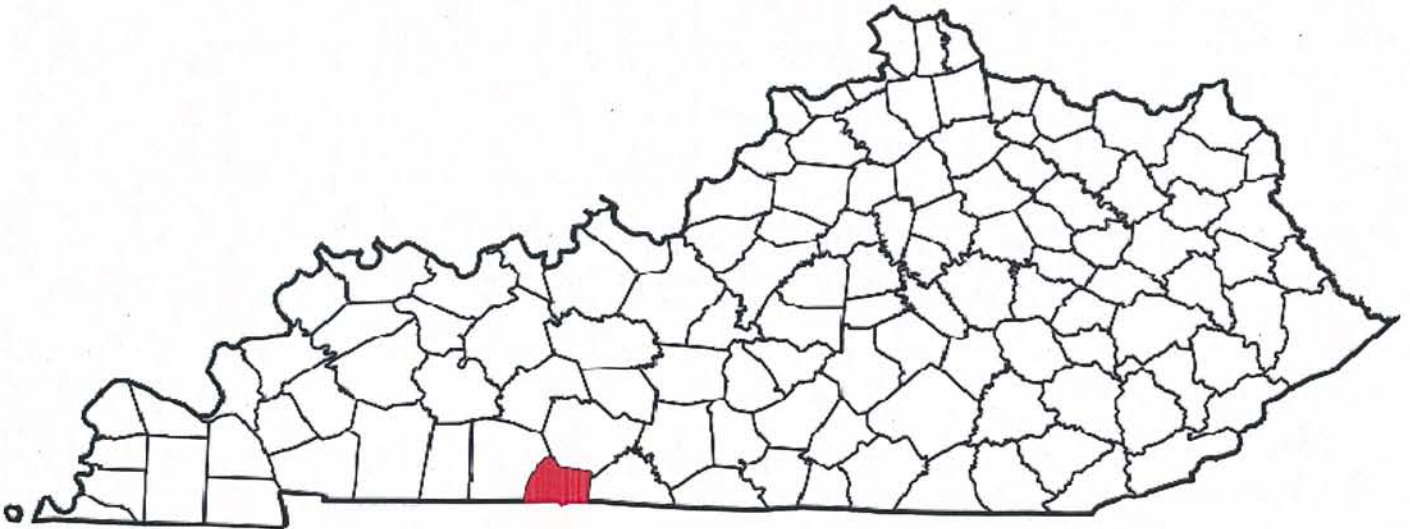
Simpson County

A CRIME IS COMMITTED IN SIMPSON COUNTY
EVERY 6 HOURS AND 23 MINUTES

FULL TIME SWORN LAW ENFORCEMENT EMPLOYEES

Agency	Male	Female	Total
STATE POLICE	2	0	2
SIMPSON COUNTY SHERIFF'S OFFICE	12	1	13
FRANKLIN POLICE DEPARTMENT	22	2	24
ALL OTHER AGENCIES	1	0	1

**Kentucky State Police Troopers may be assigned to multiple counties per post.



County Seat: Franklin
Population: 17,327
Registered Sex Offenders: 28

**SIMPSON
COUNTY**

Group A Offenses	State Police		Sheriff		Franklin		All Other Agencies		Total	
By Category	Offenses		Offenses		Offenses		Offenses		Offenses	
	Reported	Cleared	Reported	Cleared	Reported	Cleared	Reported	Cleared	Reported	Cleared
Arson	2	1	0	0	2	0	0	0	4	1
Assault Offenses	5	4	22	14	71	29	3	3	101	50
Bribery	0	0	0	0	0	0	0	0	0	0
Burglary/Breaking and Entering	4	0	57	11	99	9	0	0	160	20
Counterfeiting/Forgery	0	0	19	1	21	8	0	0	40	9
Destruction/Damage/Vandalism Of Property	3	0	33	5	118	15	0	0	154	20
Drug/Narcotic Offenses	23	20	86	53	125	117	92	20	326	210
Embezzlement	0	0	0	0	0	0	0	0	0	0
Extortion/Blackmail	0	0	0	0	0	0	0	0	0	0
Fraud Offenses	2	0	6	1	36	16	2	1	46	18
Gambling Offenses	0	0	0	0	0	0	0	0	0	0
Homicide Offenses	1	1	0	0	2	0	0	0	3	1
Kidnapping/Abduction	0	0	1	0	2	0	0	0	3	0
Larceny/Theft Offenses	7	0	84	9	323	57	1	0	415	66
Motor Vehicle Theft	2	1	13	3	20	2	0	0	35	6
Pornography/Obscene Material	0	0	0	0	4	4	0	0	4	4
Prostitution Offenses	0	0	0	0	0	0	0	0	0	0
Robbery	2	1	0	0	17	5	0	0	19	6
Sex Offenses, Forcible	1	1	8	2	18	13	0	0	27	16
Sex Offenses, Nonforcible	0	0	1	0	1	0	0	0	2	0
Stolen Property Offenses (Receiving, etc.)	2	0	10	3	11	5	3	2	26	10
Weapon Law Violations	1	1	2	2	1	0	1	0	5	3
Total	55	30	342	104	871	280	102	26	1370	440

Spencer County

A CRIME IS COMMITTED IN SPENCER COUNTY
EVERY 15 HOURS AND 43 MINUTES

FULL TIME SWORN LAW ENFORCEMENT EMPLOYEES

Agency	Male	Female	Total
STATE POLICE	5	0	5
SPENCER COUNTY SHERIFF'S OFFICE	7	0	7
TAYLORSVILLE POLICE DEPARTMENT	7	0	7
ALL OTHER AGENCIES	0	0	0

**Kentucky State Police Troopers may be assigned to multiple counties per post.



County Seat: Taylorsville
Population: 17,061
Registered Sex Offenders: 14

**SPENCER
COUNTY**

Group A Offenses	State Police		Sheriff		Spencer		Taylorsville		All Other Agencies		Total	
By Category	Offenses		Offenses		Offenses		Offenses		Offenses		Offenses	
	Reported	Cleared	Reported	Cleared	Reported	Cleared	Reported	Cleared	Reported	Cleared	Reported	Cleared
Arson	0	0	1	0	0	0	1	1	0	0	2	1
Assault Offenses	37	33	1	0	0	0	6	4	0	0	44	37
Bribery	0	0	0	0	0	0	0	0	0	0	0	0
Burglary/Breaking and Entering	18	1	97	10	0	0	20	12	0	0	135	23
Counterfeiting/Forgery	23	0	2	0	0	0	1	0	0	0	26	0
Destruction/Damage/Vandalism Of Property	2	0	34	2	0	0	16	9	0	0	52	11
Drug/Narcotic Offenses	38	20	7	7	0	0	12	5	0	0	57	32
Embezzlement	0	0	0	0	0	0	0	0	0	0	0	0
Extortion/Blackmail	0	0	0	0	0	0	0	0	0	0	0	0
Fraud Offenses	5	1	16	3	0	0	1	1	0	0	22	5
Gambling Offenses	0	0	0	0	0	0	0	0	0	0	0	0
Homicide Offenses	0	0	0	0	0	0	0	0	0	0	0	0
Kidnapping/Abduction	3	3	0	0	0	0	0	0	0	0	3	3
Larceny/Theft Offenses	6	0	55	6	0	0	45	15	0	0	106	21
Motor Vehicle Theft	2	1	11	0	0	0	2	1	0	0	15	2
Pornography/Obscene Material	1	0	0	0	0	0	1	1	0	0	2	1
Prostitution Offenses	0	0	0	0	0	0	0	0	0	0	0	0
Robbery	1	0	0	0	0	0	0	0	0	0	1	0
Sex Offenses, Forcible	45	39	0	0	0	0	1	0	0	0	46	39
Sex Offenses, Nonforcible	2	0	0	0	0	0	0	0	0	0	2	0
Stolen Property Offenses (Receiving, etc.)	1	0	2	0	0	0	1	0	0	0	4	0
Weapon Law Violations	36	35	4	4	0	0	0	0	0	0	40	39
Total	220	133	230	32	0	0	107	49	0	0	557	214

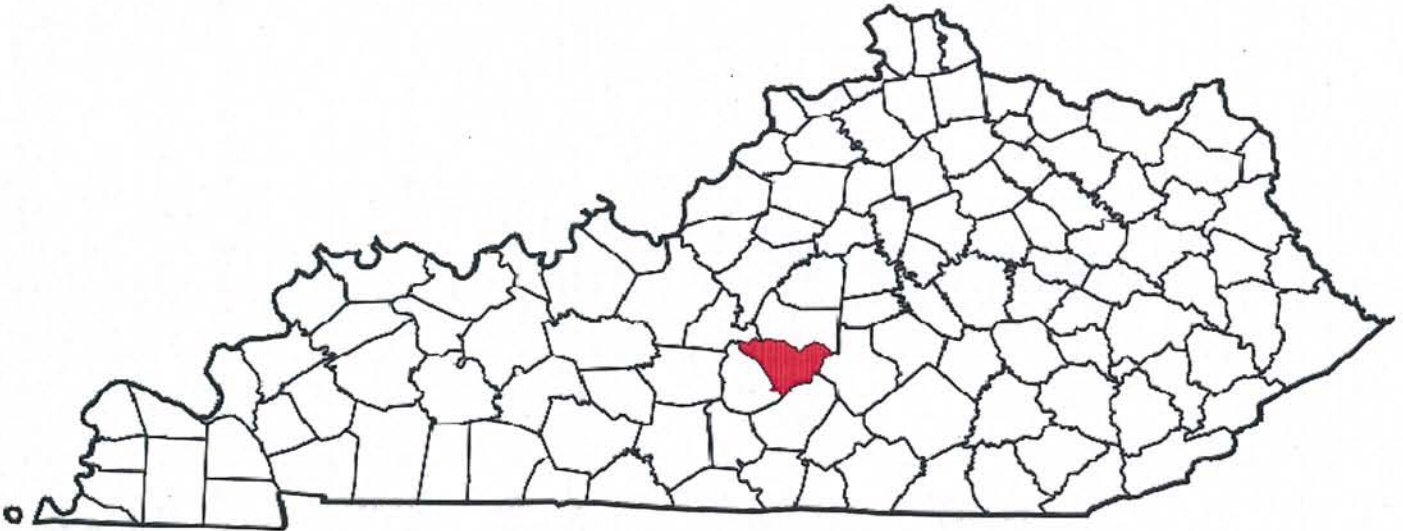
Taylor County

A CRIME IS COMMITTED IN TAYLOR COUNTY
EVERY 5 HOURS AND 3 MINUTES.

FULL TIME SWORN LAW ENFORCEMENT EMPLOYEES

Agency	Male	Female	Total
STATE POLICE	1	0	1
TAYLOR COUNTY SHERIFF'S OFFICE	12	0	12
CAMPBELLSVILLE POLICE DEPARTMENT	21	1	22
ALL OTHER AGENCIES	1	0	1

**Kentucky State Police Troopers may be assigned to multiple counties per post.



County Seat: Campbellsville
Population: 24,512
Registered Sex Offenders: 42

**TAYLOR
COUNTY**

Group A Offenses	State Police		Sheriff		Campbellsville		All Other Agencies		Total	
By Category	Offenses		Offenses		Offenses		Offenses		Offenses	
	Reported	Cleared	Reported	Cleared	Reported	Cleared	Reported	Cleared	Reported	Cleared
Arson	0	0	2	0	1	0	0	0	3	0
Assault Offenses	2	2	77	29	284	73	0	0	363	104
Bribery	0	0	0	0	1	0	0	0	1	0
Burglary/Breaking and Entering	3	1	129	11	102	12	0	0	234	24
Counterfeiting/Forgery	10	1	26	2	62	2	0	0	98	5
Destruction/Damage/Vandalism Of Property	3	3	46	5	140	14	0	0	189	22
Drug/Narcotic Offenses	63	15	30	18	117	88	0	0	210	121
Embezzlement	0	0	0	0	0	0	0	0	0	0
Extortion/Blackmail	0	0	0	0	0	0	0	0	0	0
Fraud Offenses	40	39	11	0	23	5	2	2	76	46
Gambling Offenses	0	0	0	0	0	0	0	0	0	0
Homicide Offenses	0	0	3	2	0	0	0	0	3	2
Kidnapping/Abduction	0	0	0	0	2	1	0	0	2	1
Larceny/Theft Offenses	4	2	122	9	295	47	0	0	421	58
Motor Vehicle Theft	0	0	6	0	14	6	0	0	20	6
Pornography/Obscene Material	0	0	1	0	0	0	0	0	1	0
Prostitution Offenses	2	2	0	0	0	0	0	0	2	2
Robbery	0	0	0	0	7	1	0	0	7	1
Sex Offenses, Forcible	6	3	41	16	16	2	0	0	63	21
Sex Offenses, Nonforcible	1	1	0	0	0	0	0	0	1	1
Stolen Property Offenses (Receiving, etc.)	2	0	2	1	17	13	0	0	21	14
Weapon Law Violations	1	0	3	0	12	10	0	0	16	10
Total	137	69	499	93	1093	274	2	2	1731	438

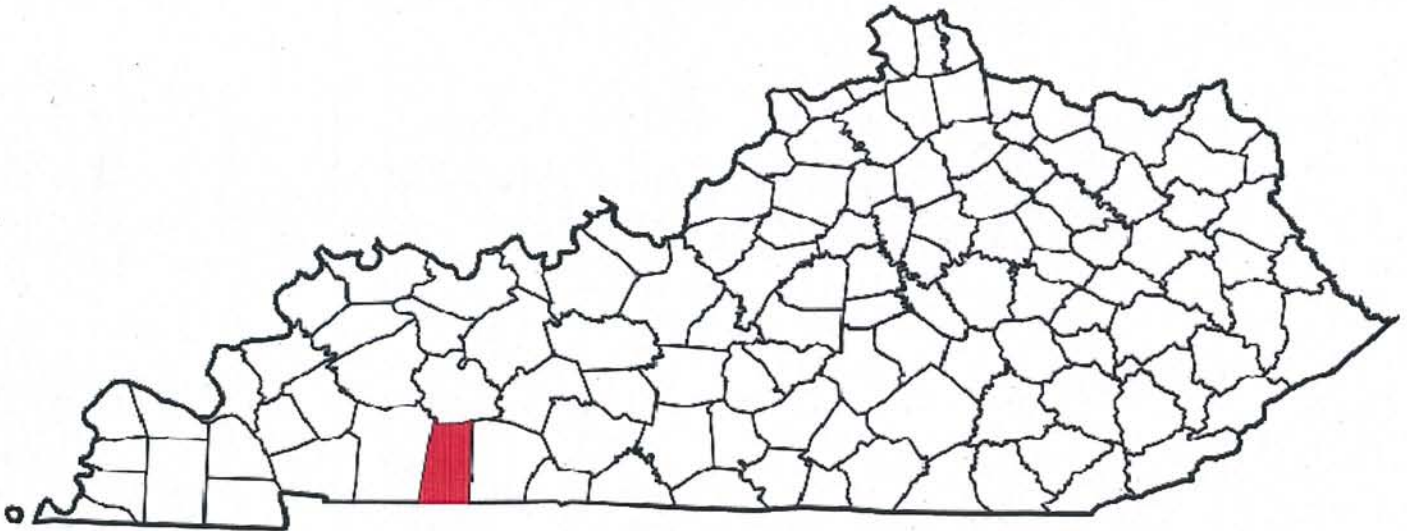
Todd County

A CRIME IS COMMITTED IN TODD COUNTY
EVERY 10 HOURS AND 29 MINUTES

FULL TIME SWORN LAW ENFORCEMENT EMPLOYEES

Agency	Male	Female	Total
STATE POLICE	2	0	2
TODD COUNTY SHERIFF'S OFFICE	4	0	4
ELKTON POLICE DEPARTMENT	7	0	7
GUTHRIE POLICE DEPARTMENT	4	0	4
TRENTON POLICE DEPARTMENT	0	0	0
ALL OTHER AGENCIES	0	0	0

**Kentucky State Police Troopers may be assigned to multiple counties per post.



County Seat: Elkton
Population: 12,460
Registered Sex Offenders: 19

TODD COUNTY

Group A Offenses	State Police		Sheriff		Elkton		Guthrie		Trenton		All Other Agencies		Total	
By Category	Offenses		Offenses		Offenses		Offenses		Offenses		Offenses		Offenses	
	Reported	Cleared	Reported	Cleared	Reported	Cleared	Reported	Cleared	Reported	Cleared	Reported	Cleared	Reported	Cleared
Arson	3	0	0	0	0	0	1	0	0	0	0	0	4	0
Assault Offenses	22	21	28	17	37	22	13	9	0	0	0	0	100	69
Bribery	0	0	0	0	0	0	0	0	0	0	0	0	0	0
Burglary/Breaking and Entering	8	0	42	11	12	3	7	1	1	0	0	0	70	15
Counterfeiting/Forgery	3	0	0	0	4	2	18	1	0	0	0	0	25	3
Destruction/Damage/Vandalism Of Property	3	3	14	2	5	2	3	1	1	0	0	0	26	8
Drug/Narcotic Offenses	14	13	10	7	60	35	23	23	0	0	38	21	145	99
Embezzlement	0	0	0	0	0	0	0	0	0	0	0	0	0	0
Extortion/Blackmail	0	0	0	0	0	0	0	0	0	0	0	0	0	0
Fraud Offenses	3	0	4	1	4	1	2	0	0	0	0	0	13	2
Gambling Offenses	0	0	0	0	0	0	0	0	0	0	0	0	0	0
Homicide Offenses	1	1	0	0	0	0	0	0	0	0	0	0	1	1
Kidnapping/Abduction	0	0	0	0	0	0	1	0	0	0	0	0	1	0
Larceny/Theft Offenses	7	1	56	11	19	12	4	0	2	1	0	0	88	25
Motor Vehicle Theft	2	0	6	2	0	0	1	0	1	0	0	0	10	2
Pornography/Obscene Material	312	312	0	0	1	1	0	0	0	0	0	0	313	313
Prostitution Offenses	0	0	0	0	0	0	0	0	0	0	0	0	0	0
Robbery	0	0	1	0	0	0	1	0	0	0	0	0	2	0
Sex Offenses, Forcible	19	12	0	0	0	0	1	0	0	0	0	0	20	12
Sex Offenses, Nonforcible	1	1	0	0	0	0	0	0	0	0	0	0	1	1
Stolen Property Offenses (Receiving, etc.)	2	1	2	1	4	3	4	3	0	0	0	0	12	8
Weapon Law Violations	1	1	0	0	2	2	1	1	0	0	0	0	4	4
Total	401	366	163	52	148	83	80	39	5	1	38	21	835	562

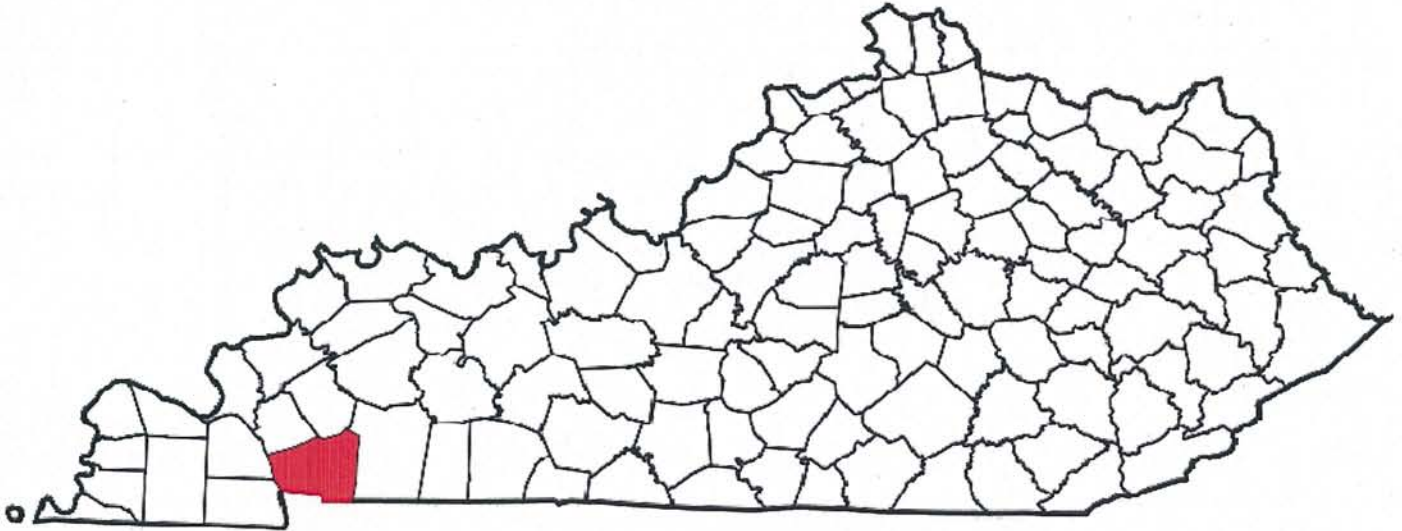
Trigg County

A CRIME IS COMMITTED IN TRIGG COUNTY
EVERY 11 HOURS AND 37 MINUTES

FULL TIME SWORN LAW ENFORCEMENT EMPLOYEES

Agency	Male	Female	Total
STATE POLICE	2	1	3
TRIGG COUNTY SHERIFF'S OFFICE	5	0	5
CADIZ POLICE DEPARTMENT	8	0	8
ALL OTHER AGENCIES	1	0	1

**Kentucky State Police Troopers may be assigned to multiple counties per post.



County Seat: Cadiz
Population: 14,339
Registered Sex Offenders: 13

**TRIGG
COUNTY**

Group A Offenses	State Police		Sheriff		Cadiz		All Other Agencies		Total	
By Category	Offenses		Offenses		Offenses		Offenses		Offenses	
	Reported	Cleared	Reported	Cleared	Reported	Cleared	Reported	Cleared	Reported	Cleared
Arson	0	0	0	0	0	0	0	0	0	0
Assault Offenses	18	16	54	36	47	40	0	0	119	92
Bribery	0	0	0	0	0	0	0	0	0	0
Burglary/Breaking and Entering	15	0	58	7	44	13	0	0	117	20
Counterfeiting/Forgery	0	0	1	0	5	4	1	0	7	4
Destruction/Damage/Vandalism Of Property	4	1	21	6	37	8	0	0	62	15
Drug/Narcotic Offenses	23	5	48	43	51	49	12	8	134	105
Embezzlement	0	0	0	0	0	0	0	0	0	0
Extortion/Blackmail	0	0	0	0	0	0	0	0	0	0
Fraud Offenses	7	0	7	2	8	1	0	0	22	3
Gambling Offenses	0	0	0	0	0	0	0	0	0	0
Homicide Offenses	2	1	0	0	0	0	0	0	2	1
Kidnapping/Abduction	0	0	2	2	3	3	0	0	5	5
Larceny/Theft Offenses	17	6	92	8	111	40	0	0	220	54
Motor Vehicle Theft	0	0	8	1	3	1	0	0	11	2
Pornography/Obscene Material	1	1	2	2	0	0	0	0	3	3
Prostitution Offenses	0	0	0	0	1	0	0	0	1	0
Robbery	0	0	0	0	3	2	0	0	3	2
Sex Offenses, Forcible	9	5	10	7	0	0	0	0	19	12
Sex Offenses, Nonforcible	0	0	0	0	0	0	0	0	0	0
Stolen Property Offenses (Receiving, etc.)	3	2	4	1	8	6	0	0	15	9
Weapon Law Violations	2	2	4	1	8	8	0	0	14	11
Total	101	39	311	116	329	175	13	8	754	338

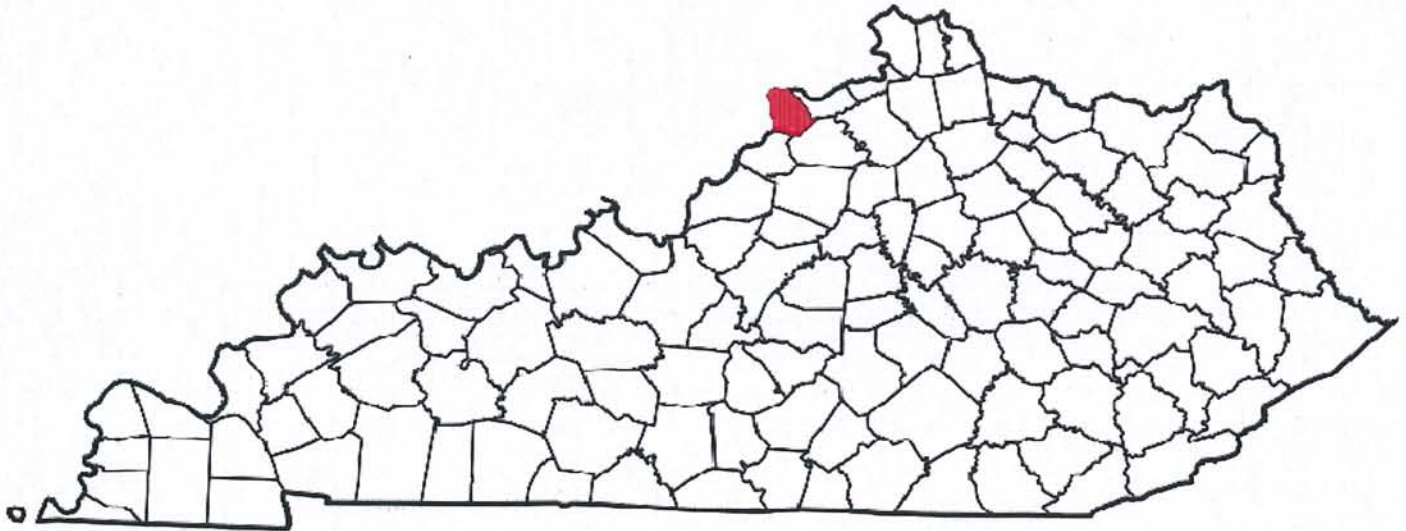
Trimble County

A CRIME IS COMMITTED IN TRIMBLE COUNTY
EVERY 23 HOURS AND 29 MINUTES

FULL TIME SWORN LAW ENFORCEMENT EMPLOYEES

Agency	Male	Female	Total
STATE POLICE	6	0	6
TRIMBLE COUNTY SHERIFF'S OFFICE	1	0	1
ALL OTHER AGENCIES	0	0	0

**Kentucky State Police Troopers may be assigned to multiple counties per post.



County Seat: Bedford
Population: 8,809
Registered Sex Offenders: 16

**TRIMBLE
COUNTY**

Group A Offenses	State Police		Sheriff		All Other Agencies		-		Total	
By Category	Offenses		Offenses		Offenses		Offenses		Offenses	
	Reported	Cleared	Reported	Cleared	Reported	Cleared	Reported	Cleared	Reported	Cleared
Arson	2	1	0	0	0	0			2	1
Assault Offenses	74	67	0	0	0	0			74	67
Bribery	0	0	0	0	0	0			0	0
Burglary/Breaking and Entering	39	11	4	4	0	0			43	15
Counterfeiting/Forgery	2	0	1	1	0	0			3	1
Destruction/Damage/Vandalism Of Property	23	6	4	4	0	0			27	10
Drug/Narcotic Offenses	25	22	1	1	0	0			26	23
Embezzlement	0	0	0	0	0	0			0	0
Extortion/Blackmail	0	0	0	0	0	0			0	0
Fraud Offenses	8	2	0	0	0	0			8	2
Gambling Offenses	0	0	0	0	0	0			0	0
Homicide Offenses	2	2	0	0	0	0			2	2
Kidnapping/Abduction	0	0	0	0	0	0			0	0
Larceny/Theft Offenses	36	12	5	5	0	0			41	17
Motor Vehicle Theft	5	3	2	2	0	0			7	5
Pornography/Obscene Material	1	1	0	0	0	0			1	1
Prostitution Offenses	0	0	0	0	0	0			0	0
Robbery	0	0	0	0	0	0			0	0
Sex Offenses, Forcible	133	23	0	0	0	0			133	23
Sex Offenses, Nonforcible	0	0	0	0	0	0			0	0
Stolen Property Offenses (Receiving, etc.)	5	3	0	0	0	0			5	3
Weapon Law Violations	1	1	0	0	0	0			1	1
Total	356	154	17	17	0	0	0	0	373	171

Union County

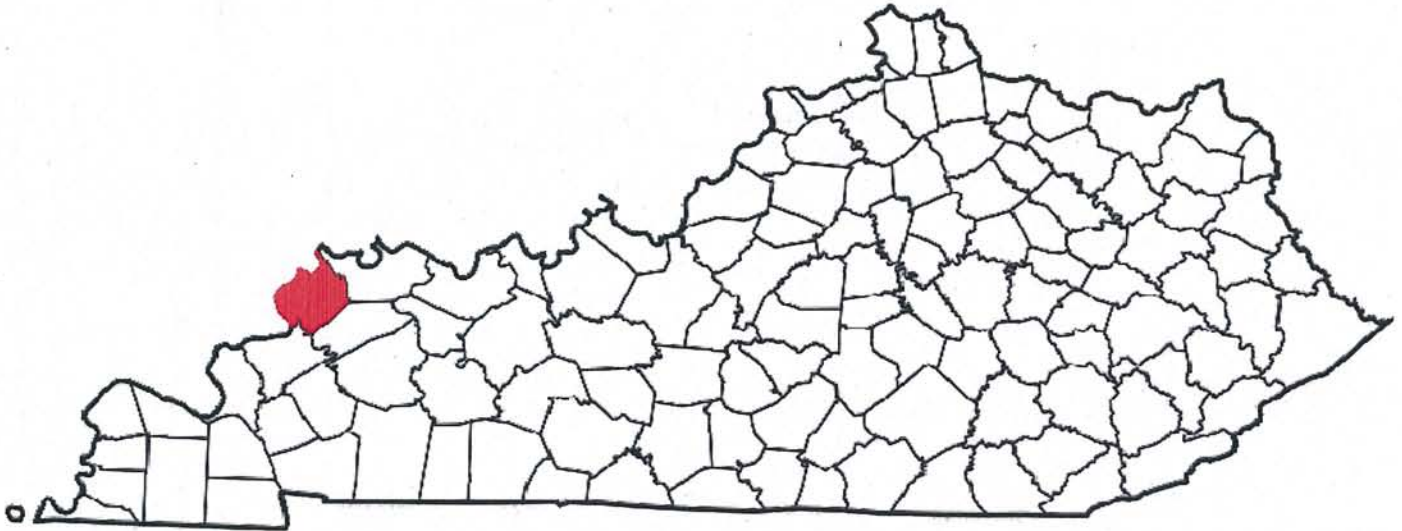
A CRIME IS COMMITTED IN UNION COUNTY
EVERY 11 HOURS AND 48 MINUTES

FULL TIME SWORN LAW ENFORCEMENT EMPLOYEES

Agency	Male	Female	Total
STATE POLICE	8	0	8
UNION COUNTY SHERIFF'S OFFICE	7	1	8
**MORGANFIELD POLICE DEPARTMENT	9	0	9
STURGIS POLICE DEPARTMENT	3	0	3
UNIONTOWN POLICE DEPARTMENT	2	0	2
ALL OTHER AGENCIES	1	0	1

**Note: Morganfield Police Department reported summary for a portion of the year before moving to KYOPS.

**Kentucky State Police Troopers may be assigned to multiple counties per post.



County Seat: Morganfield
Population: 15,007
Registered Sex Offenders: 19

UNION COUNTY

Group A Offenses	State Police		Sheriff		Morganfield		Sturgis		Uniontown		All Other Agencies		Total	
By Category	Offenses		Offenses		Offenses		Offenses		Offenses		Offenses		Offenses	
	Reported	Cleared	Reported	Cleared	Reported	Cleared	Reported	Cleared	Reported	Cleared	Reported	Cleared	Reported	Cleared
Arson	1	1	0	0	0	0	0	0	0	0	0	0	1	1
Assault Offenses	37	32	45	25	28	22	0	0	13	7	0	0	123	86
Bribery	0	0	0	0	0	0	0	0	0	0	0	0	0	0
Burglary/Breaking and Entering	18	5	15	4	33	17	2	0	9	4	0	0	77	30
Counterfeiting/Forgery	13	13	10	4	8	7	0	0	1	0	0	0	32	24
Destruction/Damage/Vandalism Of Property	5	0	9	1	18	8	1	0	8	5	0	0	41	14
Drug/Narcotic Offenses	82	62	34	25	83	81	1	0	10	9	3	0	213	177
Embezzlement	0	0	0	0	0	0	0	0	0	0	0	0	0	0
Extortion/Blackmail	0	0	0	0	0	0	0	0	0	0	0	0	0	0
Fraud Offenses	1	1	14	6	2	1	0	0	4	0	1	1	22	9
Gambling Offenses	0	0	0	0	0	0	0	0	0	0	0	0	0	0
Homicide Offenses	1	0	1	0	1	1	0	0	0	0	0	0	3	1
Kidnapping/Abduction	0	0	0	0	0	0	0	0	1	1	0	0	1	1
Larceny/Theft Offenses	18	11	41	14	109	56	3	1	14	4	0	0	185	86
Motor Vehicle Theft	2	1	8	3	4	3	0	0	0	0	0	0	14	7
Pornography/Obscene Material	0	0	0	0	0	0	0	0	0	0	0	0	0	0
Prostitution Offenses	0	0	0	0	0	0	0	0	0	0	0	0	0	0
Robbery	0	0	1	0	3	2	0	0	0	0	0	0	4	2
Sex Offenses, Forcible	9	5	3	0	1	1	0	0	0	0	0	0	13	6
Sex Offenses, Nonforcible	0	0	1	0	0	0	0	0	0	0	0	0	1	0
Stolen Property Offenses (Receiving, etc.)	0	0	0	0	7	7	0	0	1	1	0	0	8	8
Weapon Law Violations	0	0	2	2	2	2	0	0	0	0	0	0	4	4
Total	187	131	184	84	299	208	7	1	61	31	4	1	742	456

**Note: Morganfield Police Department reported summary for a portion of the year before moving to KYOPS. Additional data can be found in the Summary section of this publication.

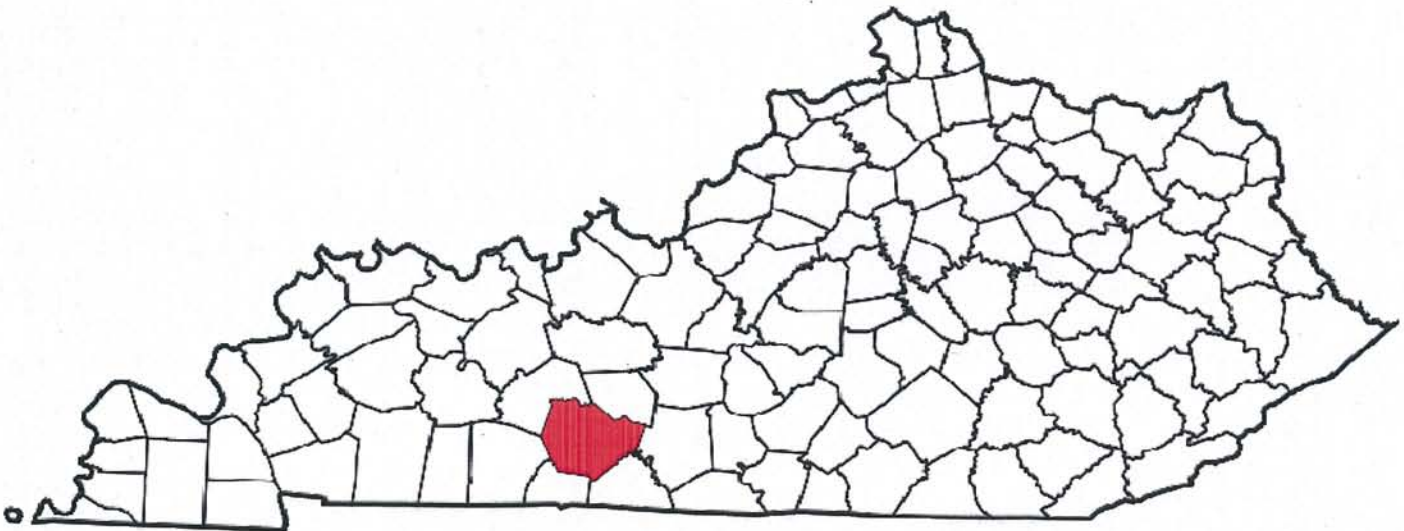
Warren County

A CRIME IS COMMITTED IN WARREN COUNTY
EVERY 1 HOUR AND 59 MINUTES

FULL TIME SWORN LAW ENFORCEMENT EMPLOYEES

Agency	Male	Female	Total
STATE POLICE	14	0	14
WARREN COUNTY SHERIFF'S OFFICE	54	2	56
BOWLING GREEN POLICE DEPARTMENT	92	11	103
SMITHS GROVE POLICE DEPARTMENT	1	0	1
WESTERN KENTUCKY UNIVERSITY	26	1	27
ALL OTHER AGENCIES	1	0	0

**Kentucky State Police Troopers may be assigned to multiple counties per post.



County Seat: Bowling Green
Population: 113,792
Registered Sex Offenders: 125

**WARREN
COUNTY**

Group A Offenses	State Police		Sheriff		Bowling Green		Smiths Grove		Western KY Univ.	
By Category	Offenses		Offenses		Offenses		Offenses		Offenses	
	Reported	Cleared	Reported	Cleared	Reported	Cleared	Reported	Cleared	Reported	Cleared
Arson	1	0	1	0	1	0	0	0	0	0
Assault Offenses	102	86	229	77	753	113	1	0	25	9
Bribery	1	1	0	0	1	1	0	0	0	0
Burglary/Breaking and Entering	45	6	134	5	479	15	0	0	34	2
Counterfeiting/Forgery	13	11	43	4	216	14	0	0	1	1
Destruction/Damage/Vandalism Of Property	22	11	208	22	884	51	2	2	47	4
Drug/Narcotic Offenses	228	190	328	155	575	176	0	0	133	129
Embezzlement	0	0	0	0	0	0	0	0	0	0
Extortion/Blackmail	0	0	0	0	2	0	0	0	0	0
Fraud Offenses	26	5	28	2	241	15	1	1	15	7
Gambling Offenses	0	0	0	0	0	0	0	0	0	0
Homicide Offenses	4	2	0	0	3	0	0	0	0	0
Kidnapping/Abduction	2	2	7	1	11	1	0	0	0	0
Larceny/Theft Offenses	75	41	344	24	2480	488	6	5	153	17
Motor Vehicle Theft	10	1	21	6	137	10	1	0	2	0
Pornography/Obscene Material	1	1	2	1	110	2	0	0	0	0
Prostitution Offenses	0	0	0	0	0	0	0	0	0	0
Robbery	0	0	4	3	62	6	0	0	3	0
Sex Offenses, Forcible	29	26	22	2	111	10	0	0	5	3
Sex Offenses, Nonforcible	5	5	5	0	3	1	0	0	0	0
Stolen Property Offenses (Receiving, etc.)	28	21	8	2	55	13	0	0	4	2
Weapon Law Violations	8	8	16	9	34	7	0	0	3	3
Total	600	417	1400	313	6158	923	11	8	425	177

**WARREN
COUNTY**

Group A Offenses	All Other Agencies		-		-		-		Total	
By Category	Offenses		Offenses		Offenses		Offenses		Offenses	
	Reported	Cleared	Reported	Cleared	Reported	Cleared	Reported	Cleared	Reported	Cleared
Arson	0	0							3	0
Assault Offenses	5	5							1115	290
Bribery	0	0							2	2
Burglary/Breaking and Entering	0	0							692	28
Counterfeiting/Forgery	0	0							273	30
Destruction/Damage/Vandalism Of Property	0	0							1163	90
Drug/Narcotic Offenses	11	11							1275	661
Embezzlement	0	0							0	0
Extortion/Blackmail	0	0							2	0
Fraud Offenses	3	1							314	31
Gambling Offenses	0	0							0	0
Homicide Offenses	0	0							7	2
Kidnapping/Abduction	0	0							20	4
Larceny/Theft Offenses	0	0							3058	575
Motor Vehicle Theft	0	0							171	17
Pornography/Obscene Material	1	0							114	4
Prostitution Offenses	0	0							0	0
Robbery	0	0							69	9
Sex Offenses, Forcible	0	0							167	41
Sex Offenses, Nonforcible	0	0							13	6
Stolen Property Offenses (Receiving, etc.)	0	0							95	38
Weapon Law Violations	3	3							64	30
Total	23	20	0	0	0	0	0	0	8617	1858

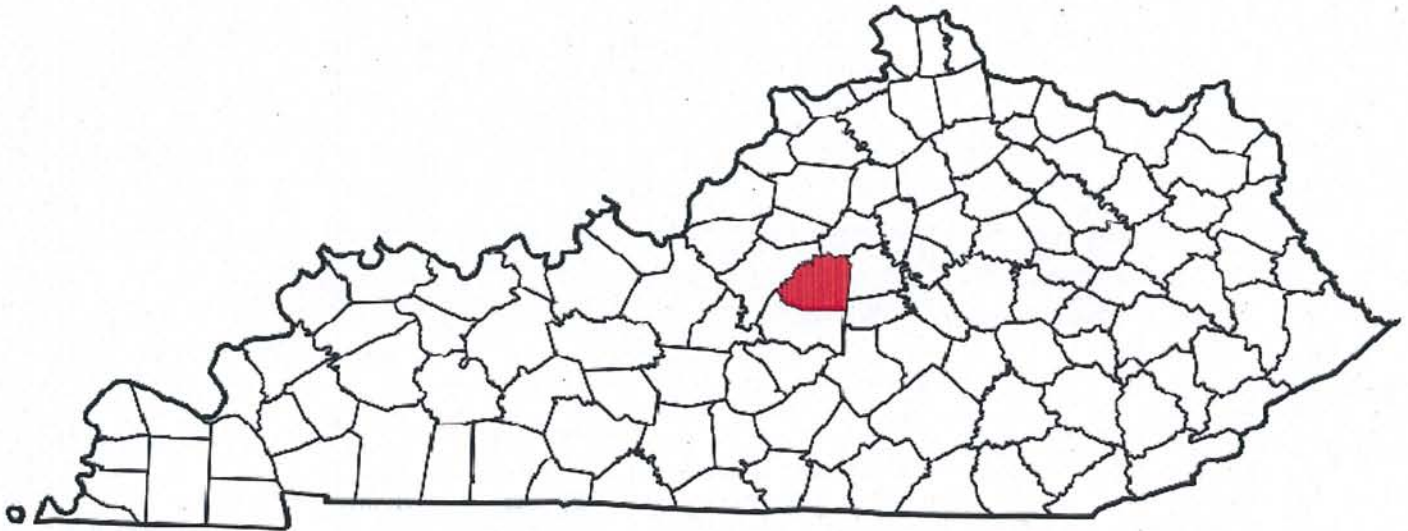
Washington County

A CRIME IS COMMITTED IN WASHINGTON COUNTY
EVERY 18 HOURS AND 40 MINUTES

FULL TIME SWORN LAW ENFORCEMENT EMPLOYEES

Agency	Male	Female	Total
STATE POLICE	5	0	5
WASHINGTON COUNTY SHERIFF'S OFFICE	4	2	6
SPRINGFIELD POLICE DEPARTMENT	7	0	7
ALL OTHER AGENCIES	0	0	0

**Kentucky State Police Troopers may be assigned to multiple counties per post.



County Seat: Springfield
Population: 11,717
Registered Sex Offenders: 39

**WASHINGTON
COUNTY**

Group A Offenses	State Police		Sheriff		Springfield		All Other Agencies		Total	
By Category	Offenses		Offenses		Offenses		Offenses		Offenses	
	Reported	Cleared	Reported	Cleared	Reported	Cleared	Reported	Cleared	Reported	Cleared
Arson	0	0	0	0	0	0	0	0	0	0
Assault Offenses	7	7	5	2	14	8	0	0	26	17
Bribery	0	0	0	0	1	0	0	0	1	0
Burglary/Breaking and Entering	11	2	18	2	14	2	0	0	43	6
Counterfeiting/Forgery	95	95	10	0	0	0	0	0	105	95
Destruction/Damage/Vandalism Of Property	6	3	10	1	10	3	0	0	26	7
Drug/Narcotic Offenses	68	27	2	1	5	3	0	0	75	31
Embezzlement	0	0	0	0	0	0	0	0	0	0
Extortion/Blackmail	0	0	0	0	0	0	0	0	0	0
Fraud Offenses	1	0	2	0	0	0	0	0	3	0
Gambling Offenses	0	0	0	0	0	0	0	0	0	0
Homicide Offenses	1	1	0	0	0	0	0	0	1	1
Kidnapping/Abduction	0	0	0	0	0	0	0	0	0	0
Larceny/Theft Offenses	6	2	29	0	13	1	0	0	48	3
Motor Vehicle Theft	1	0	2	1	0	0	0	0	3	1
Pornography/Obscene Material	0	0	0	0	0	0	0	0	0	0
Prostitution Offenses	0	0	0	0	0	0	0	0	0	0
Robbery	0	0	0	0	0	0	0	0	0	0
Sex Offenses, Forcible	2	2	133	0	1	1	0	0	136	3
Sex Offenses, Nonforcible	0	0	0	0	0	0	0	0	0	0
Stolen Property Offenses (Receiving, etc.)	0	0	0	0	2	2	0	0	2	2
Weapon Law Violations	0	0	0	0	0	0	0	0	0	0
Total	198	139	211	7	60	20	0	0	469	166

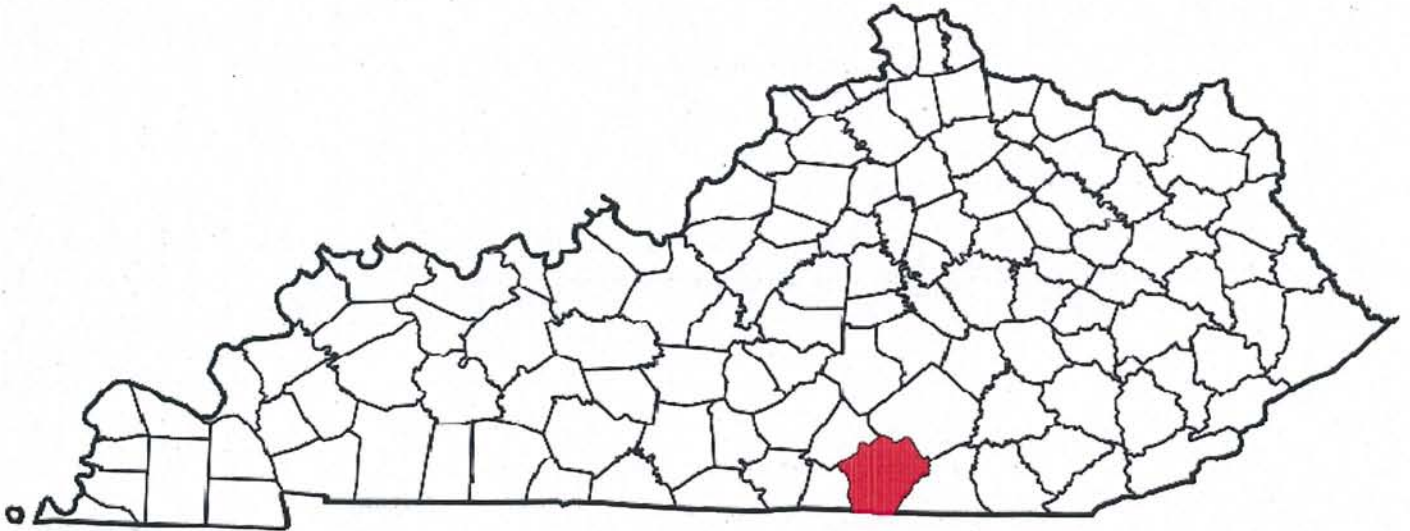
Wayne County

A CRIME IS COMMITTED IN WAYNE COUNTY
EVERY 13 HOURS AND 20 MINUTES

FULL TIME SWORN LAW ENFORCEMENT EMPLOYEES

Agency	Male	Female	Total
STATE POLICE	2	0	2
WAYNE COUNTY SHERIFF'S OFFICE	9	1	10
MONTICELLO POLICE DEPARTMENT	10	0	10
ALL OTHER AGENCIES	3	0	3

**Kentucky State Police Troopers may be assigned to multiple counties per post.



County Seat: Monticello
Population: 20,813
Registered Sex Offenders: 52

**WAYNE
COUNTY**

Group A Offenses	State Police		Sheriff		Monticello		All Other Agencies		Total	
By Category	Offenses		Offenses		Offenses		Offenses		Offenses	
	Reported	Cleared	Reported	Cleared	Reported	Cleared	Reported	Cleared	Reported	Cleared
Arson	9	0	3	2	1	0	0	0	13	2
Assault Offenses	5	4	6	5	16	8	0	0	27	17
Bribery	0	0	0	0	0	0	0	0	0	0
Burglary/Breaking and Entering	5	0	13	2	67	2	0	0	85	4
Counterfeiting/Forgery	1	0	2	2	8	2	0	0	11	4
Destruction/Damage/Vandalism Of Property	2	1	5	1	42	2	0	0	49	4
Drug/Narcotic Offenses	19	0	3	2	52	46	142	32	216	80
Embezzlement	0	0	0	0	0	0	0	0	0	0
Extortion/Blackmail	0	0	0	0	0	0	0	0	0	0
Fraud Offenses	2	1	17	0	3	0	0	0	22	1
Gambling Offenses	0	0	0	0	0	0	0	0	0	0
Homicide Offenses	0	0	0	0	1	0	0	0	1	0
Kidnapping/Abduction	0	0	0	0	0	0	0	0	0	0
Larceny/Theft Offenses	2	0	14	4	152	38	0	0	168	42
Motor Vehicle Theft	0	0	2	0	13	1	0	0	15	1
Pornography/Obscene Material	0	0	0	0	0	0	0	0	0	0
Prostitution Offenses	0	0	0	0	0	0	0	0	0	0
Robbery	0	0	0	0	5	3	0	0	5	3
Sex Offenses, Forcible	6	4	1	0	3	1	0	0	10	5
Sex Offenses, Nonforcible	1	0	0	0	13	13	0	0	14	13
Stolen Property Offenses (Receiving, etc.)	0	0	4	3	9	7	0	0	13	10
Weapon Law Violations	1	1	1	1	5	5	1	0	8	7
Total	53	11	71	22	390	128	143	32	657	193

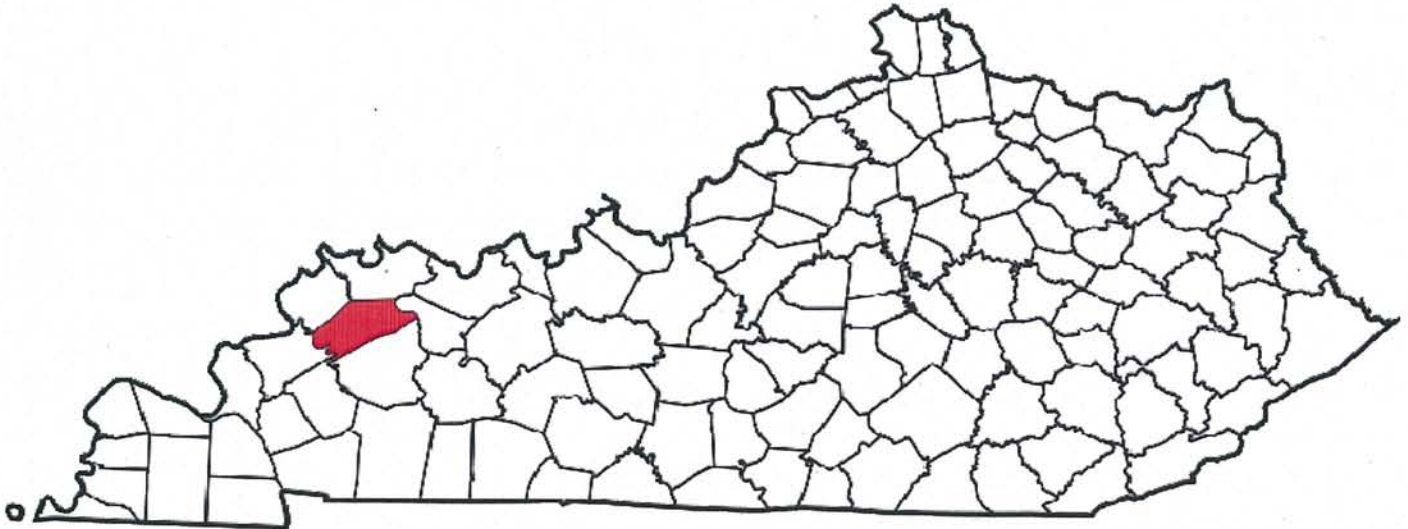
Webster County

A CRIME IS COMMITTED IN WEBSTER COUNTY
EVERY 36 HOURS AND 30 MINUTES

FULL TIME SWORN LAW ENFORCEMENT EMPLOYEES

Agency	Male	Female	Total
STATE POLICE	1	0	1
WEBSTER COUNTY SHERIFF'S OFFICE	7	0	7
CLAY CITY POLICE DEPARTMENT	2	0	2
PROVIDENCE POLICE DEPARTMENT	8	0	8
SEBREE POLICE DEPARTMENT	1	0	1
ALL OTHER AGENCIES	1	0	1

**Kentucky State Police Troopers may be assigned to multiple counties per post.



County Seat: Dixon
Population: 13,621
Registered Sex Offenders: 23

**WEBSTER
COUNTY**

Group A Offenses	State Police		Sheriff		Providence		Clay City		Sebree		All Other Agencies		Total	
By Category	Offenses		Offenses		Offenses		Offenses		Offenses		Offenses		Offenses	
	Reported	Cleared	Reported	Cleared	Reported	Cleared	Reported	Cleared	Reported	Cleared	Reported	Cleared	Reported	Cleared
Arson	0	0	0	0	0	0	0	0	0	0	0	0	0	0
Assault Offenses	8	8	4	4	25	22	0	0	0	0	0	0	37	34
Bribery	0	0	0	0	0	0	0	0	0	0	0	0	0	0
Burglary/Breaking and Entering	5	1	5	1	5	1	0	0	0	0	0	0	15	3
Counterfeiting/Forgery	2	0	0	0	3	2	0	0	0	0	0	0	5	2
Destruction/Damage/Vandalism Of Property	1	0	1	1	15	8	0	0	0	0	0	0	17	9
Drug/Narcotic Offenses	35	12	16	14	49	47	0	0	0	0	20	0	120	73
Embezzlement	0	0	0	0	0	0	0	0	0	0	0	0	0	0
Extortion/Blackmail	0	0	0	0	0	0	0	0	0	0	0	0	0	0
Fraud Offenses	4	1	0	0	2	0	0	0	0	0	0	0	6	1
Gambling Offenses	0	0	0	0	0	0	0	0	0	0	0	0	0	0
Homicide Offenses	2	2	0	0	0	0	0	0	0	0	0	0	2	2
Kidnapping/Abduction	0	0	0	0	0	0	0	0	0	0	0	0	0	0
Larceny/Theft Offenses	2	0	4	1	11	4	0	0	0	0	0	0	17	5
Motor Vehicle Theft	0	0	2	0	2	0	0	0	0	0	0	0	4	0
Pornography/Obscene Material	0	0	0	0	1	1	0	0	0	0	1	1	2	2
Prostitution Offenses	0	0	0	0	0	0	0	0	0	0	0	0	0	0
Robbery	0	0	0	0	0	0	0	0	0	0	0	0	0	0
Sex Offenses, Forcible	3	1	0	0	2	1	0	0	0	0	0	0	5	2
Sex Offenses, Nonforcible	0	0	0	0	0	0	0	0	0	0	0	0	0	0
Stolen Property Offenses (Receiving, etc.)	0	0	2	2	5	5	0	0	0	0	0	0	7	7
Weapon Law Violations	1	1	0	0	2	2	0	0	0	0	0	0	3	3
Total	63	26	34	23	122	93	0	0	0	0	21	1	240	143

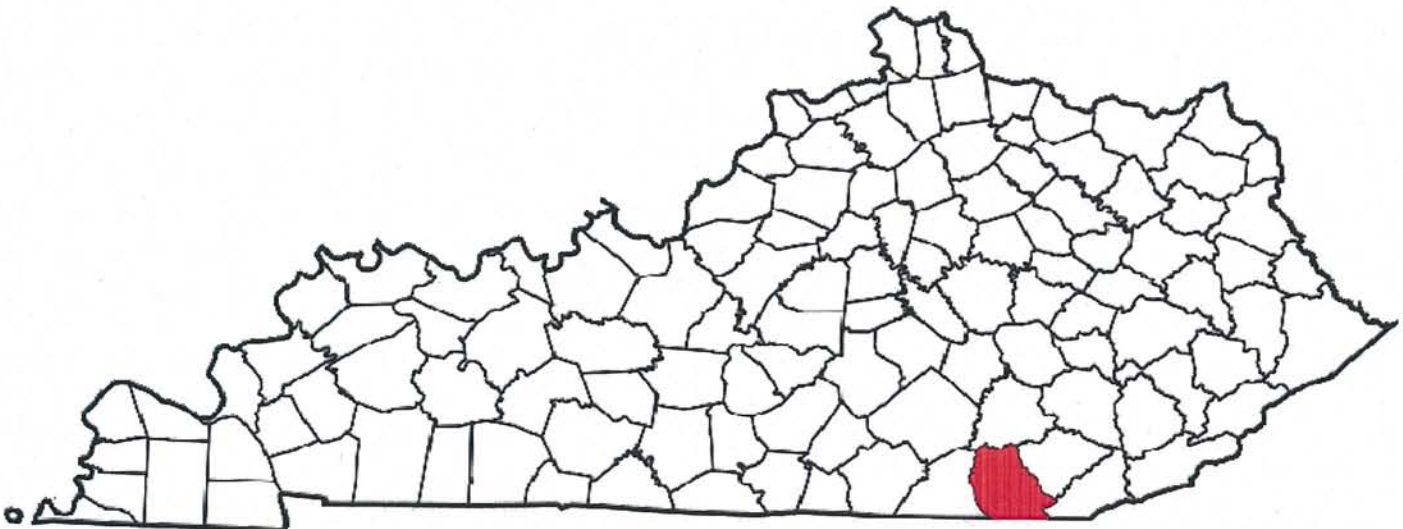
Whitley County

A CRIME IS COMMITTED IN WHITLEY COUNTY
EVERY 5 HOURS AND 17 MINUTES

FULL TIME SWORN LAW ENFORCEMENT EMPLOYEES

Agency	Male	Female	Total
STATE POLICE	5	1	6
WHITLEY COUNTY SHERIFF'S OFFICE	12	0	12
CORBIN POLICE DEPARTMENT	18	0	18
WILLIAMSBURG POLICE DEPARTMENT	12	0	12
ALL OTHER AGENCIES	1	0	1

**Kentucky State Police Troopers may be assigned to multiple counties per post.



County Seat: Williamsburg
Population: 35,637
Registered Sex Offenders: 67

**WHITLEY
COUNTY**

Group A Offenses	State Police		Sheriff		Corbin		Williamsburg		All Other Agencies		Total	
By Category	Offenses		Offenses		Offenses		Offenses		Offenses		Offenses	
	Reported	Cleared	Reported	Cleared	Reported	Cleared	Reported	Cleared	Reported	Cleared	Reported	Cleared
Arson	2	0	0	0	4	2	2	0	0	0	8	2
Assault Offenses	9	5	14	10	32	23	11	3	0	0	66	41
Bribery	0	0	7	7	0	0	0	0	0	0	7	7
Burglary/Breaking and Entering	41	4	119	9	71	14	49	1	0	0	280	28
Counterfeiting/Forgery	0	0	1	0	26	11	11	1	0	0	38	12
Destruction/Damage/Vandalism Of Property	2	0	23	3	79	16	26	0	1	0	131	19
Drug/Narcotic Offenses	68	46	61	29	244	199	59	8	5	2	437	284
Embezzlement	0	0	0	0	0	0	0	0	0	0	0	0
Extortion/Blackmail	0	0	1	1	0	0	0	0	0	0	1	1
Fraud Offenses	6	1	4	1	55	9	20	0	2	0	87	11
Gambling Offenses	0	0	0	0	0	0	0	0	0	0	0	0
Homicide Offenses	0	0	2	2	0	0	0	0	0	0	2	2
Kidnapping/Abduction	0	0	0	0	1	1	2	0	0	0	3	1
Larceny/Theft Offenses	48	4	93	10	205	33	87	3	6	0	439	50
Motor Vehicle Theft	5	0	18	0	14	2	2	0	0	0	39	2
Pornography/Obscene Material	1	0	0	0	1	1	0	0	0	0	2	1
Prostitution Offenses	0	0	0	0	0	0	0	0	0	0	0	0
Robbery	0	0	1	1	3	0	3	1	0	0	7	2
Sex Offenses, Forcible	11	6	0	0	2	0	2	1	0	0	15	7
Sex Offenses, Nonforcible	1	0	0	0	0	0	0	0	0	0	1	0
Stolen Property Offenses (Receiving, etc.)	12	9	15	10	26	18	10	4	0	0	63	41
Weapon Law Violations	8	4	7	7	11	11	2	0	0	0	28	22
Total	214	79	366	90	774	340	286	22	14	2	1654	533

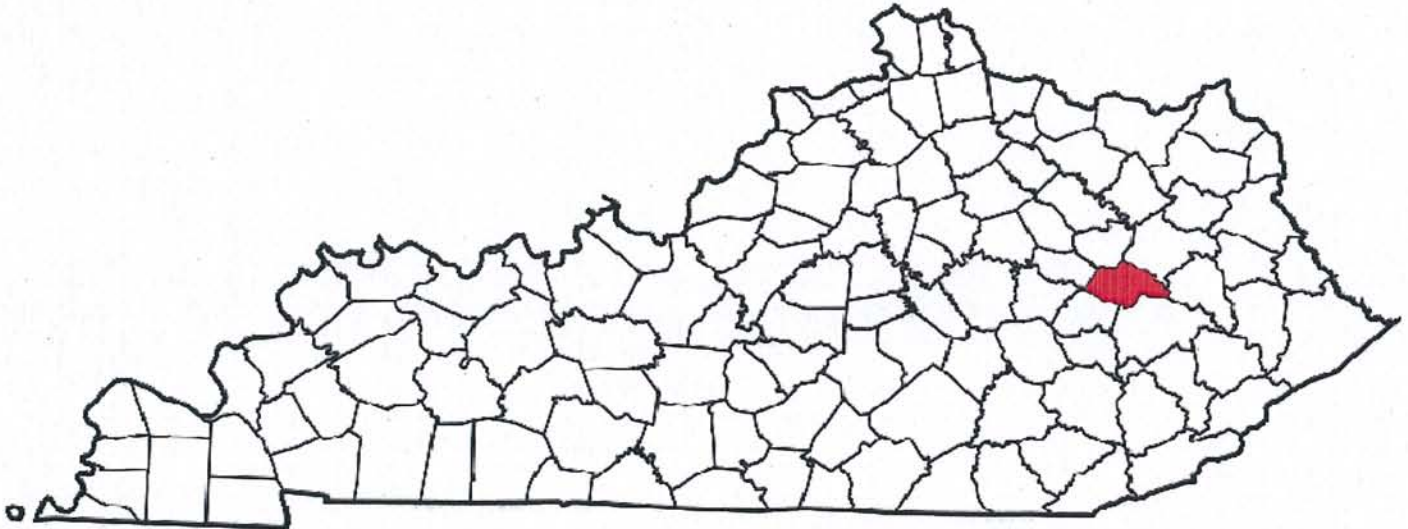
Wolfe County

A CRIME IS COMMITTED IN WOLFE COUNTY
EVERY 37 HOURS AND 16 MINUTES

FULL TIME SWORN LAW ENFORCEMENT EMPLOYEES

Agency	Male	Female	Total
STATE POLICE	6	0	6
WOLFE COUNTY SHERIFF'S OFFICE	3	0	3
ALL OTHER AGENCIES	1	0	1

**Kentucky State Police Troopers may be assigned to multiple counties per post.



County Seat: Campton
Population: 7,355
Registered Sex Offenders: 20

**WOLFE
COUNTY**

Group A Offenses	State Police		Sheriff		All Other Agencies		-		Total	
By Category	Offenses		Offenses		Offenses		Offenses		Offenses	
	Reported	Cleared	Reported	Cleared	Reported	Cleared	Reported	Cleared	Reported	Cleared
Arson	1	0	0	0	0	0			1	0
Assault Offenses	31	28	1	0	2	2			34	30
Bribery	0	0	0	0	0	0			0	0
Burglary/Breaking and Entering	21	9	11	2	0	0			32	11
Counterfeiting/Forgery	0	0	1	0	0	0			1	0
Destruction/Damage/Vandalism Of Property	9	8	5	0	0	0			14	8
Drug/Narcotic Offenses	80	42	0	0	9	2			89	44
Embezzlement	0	0	0	0	0	0			0	0
Extortion/Blackmail	0	0	0	0	0	0			0	0
Fraud Offenses	2	1	2	1	0	0			4	2
Gambling Offenses	0	0	0	0	0	0			0	0
Homicide Offenses	1	1	0	0	0	0			1	1
Kidnapping/Abduction	0	0	0	0	0	0			0	0
Larceny/Theft Offenses	21	14	15	3	0	0			36	17
Motor Vehicle Theft	4	1	2	0	0	0			6	1
Pornography/Obscene Material	0	0	0	0	0	0			0	0
Prostitution Offenses	0	0	0	0	0	0			0	0
Robbery	2	0	0	0	0	0			2	0
Sex Offenses, Forcible	3	2	0	0	0	0			3	2
Sex Offenses, Nonforcible	1	1	0	0	0	0			1	1
Stolen Property Offenses (Receiving, etc.)	6	3	0	0	0	0			6	3
Weapon Law Violations	4	2	0	0	1	1			5	3
Total	186	112	37	6	12	5	0	0	235	123

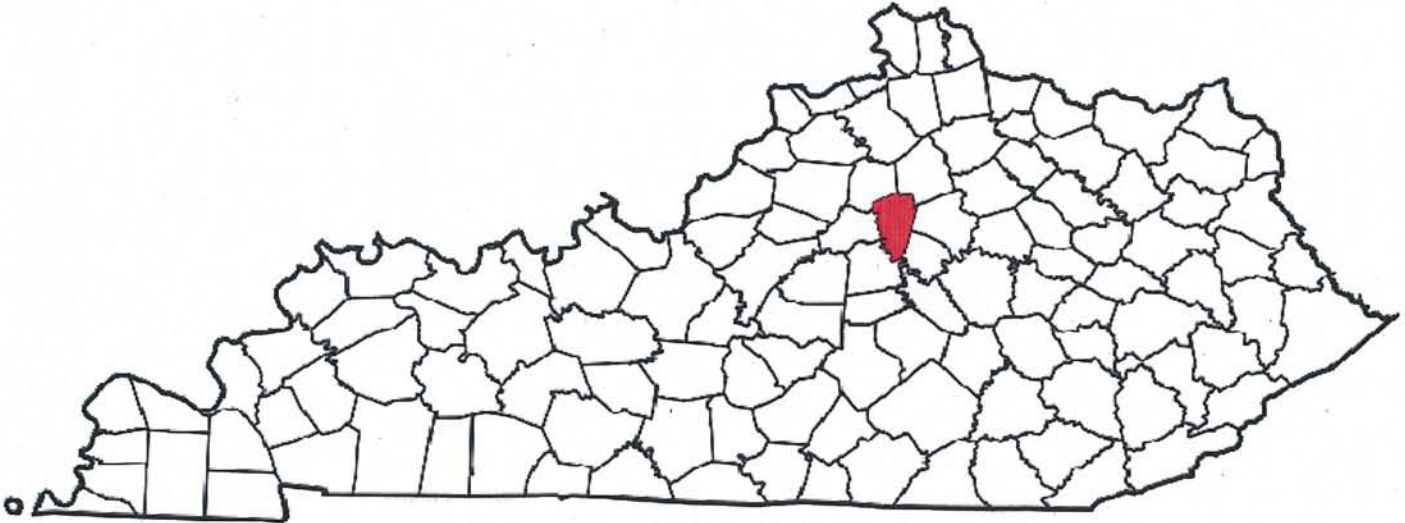
Woodford County

A CRIME IS COMMITTED IN WOODFORD COUNTY
EVERY 4 HOURS AND 50 MINUTES

FULL TIME SWORN LAW ENFORCEMENT EMPLOYEES

Agency	Male	Female	Total
STATE POLICE	5	0	5
WOODFORD COUNTY SHERIFF'S OFFICE	8	1	9
VERSAILLES POLICE DEPARTMENT	33	3	36
ALL OTHER AGENCIES	0	0	0

**Kentucky State Police Troopers may be assigned to multiple counties per post.



County Seat: Versailles
Population: 24,939
Registered Sex Offenders: 19

**WOODFORD
COUNTY**

Group A Offenses	State Police		Sheriff		Versailles		All Other Agencies		Total	
By Category	Offenses		Offenses		Offenses		Offenses		Offenses	
	Reported	Cleared	Reported	Cleared	Reported	Cleared	Reported	Cleared	Reported	Cleared
Arson	0	0	0	0	3	0	0	0	3	0
Assault Offenses	5	5	3	0	289	111	0	0	297	116
Bribery	0	0	0	0	0	0	0	0	0	0
Burglary/Breaking and Entering	2	0	6	0	222	7	0	0	230	7
Counterfeiting/Forgery	0	0	2	0	113	21	0	0	115	21
Destruction/Damage/Vandalism Of Property	1	0	3	1	269	19	0	0	273	20
Drug/Narcotic Offenses	8	8	2	0	130	82	0	0	140	90
Embezzlement	0	0	0	0	0	0	0	0	0	0
Extortion/Blackmail	0	0	0	0	0	0	0	0	0	0
Fraud Offenses	0	0	5	0	67	1	0	0	72	1
Gambling Offenses	0	0	0	0	0	0	0	0	0	0
Homicide Offenses	0	0	0	0	1	0	0	0	1	0
Kidnapping/Abduction	0	0	0	0	7	5	0	0	7	5
Larceny/Theft Offenses	3	1	18	3	558	64	0	0	579	68
Motor Vehicle Theft	1	0	2	0	22	1	0	0	25	1
Pornography/Obscene Material	0	0	0	0	0	0	0	0	0	0
Prostitution Offenses	0	0	0	0	3	3	0	0	3	3
Robbery	0	0	0	0	8	1	0	0	8	1
Sex Offenses, Forcible	1	0	0	0	20	2	0	0	21	2
Sex Offenses, Nonforcible	0	0	0	0	1	0	0	0	1	0
Stolen Property Offenses (Receiving, etc.)	2	1	1	0	19	8	0	0	22	9
Weapon Law Violations	0	0	0	0	12	4	0	0	12	4
Total	23	15	42	4	1744	329	0	0	1809	348



**PROGRAMS
OF
INTEREST**

DOMESTIC VIOLENCE

DOMESTIC VIOLENCE is a problem that has been of major news focus both nationally and in Kentucky. The number of reported cases and victims assisted in protective shelters is proof that this is a serious public safety issue worthy of priority response. Domestic violence includes any of the following crimes when committed by one family member/partner against another: homicide, kidnapping, sex offenses, stalking, assault, and terroristic threatening. The statistics have been compiled for the Fiscal Year of 11 (FY11), which is July 1, 2010 to June 30, 2011.

ADMINISTRATIVE OFFICE OF THE COURTS (AOC)

In FY11, AOC reports that 22,016 petitions were filed by persons seeking Domestic Violence Protective Orders.

*RESEARCH AND STATISTICS DISCLAIMER

Information received from COURTNET is subject to change, reprogramming, modifications of format, and availability at the direction of the Administrative Office of the Courts (AOC). Further, information received may not at any particular moment reflect the true status of court cases due to ordinary limitations, delay or errors in processing data, or delay or errors in the system's operation. The AOC disclaims and makes no warranty, express or implied, nor assumes any legal liability or responsibility, for the validity, accuracy, correctness, or completeness of any information that is available and/or obtained through COURTNET. The recipient is solely responsible for verifying the accuracy of information received from COURTNET through the cross-referencing of official court records held in the Office(s) of the Kentucky Circuit Court Clerk(s). Furthermore, the AOC shall not be liable to the recipient, the recipient's heirs and assigns, next of kin or to any third party, for any and all claims, demands, losses or damages arising from the usage of COURTNET and/or information contained therein.

Statistical Source: AOC

LAW INFORMATION NETWORK OF KY (LINK) DOMESTIC VIOLENCE FILE (ACTIVE & HISTORY) FY 11

	<u>2010</u>	<u>2011</u>
Emergency Temporary Orders	19,324	15,019
Emergency Temporary Orders - Caution	6,247	5,249
Emergency Protective Orders	7,501	5,836
Emergency Protective Orders - Caution	3,342	3,380
Domestic Violence Summons	-0-	-0-
Total	36,414	29,498

“LINK” Domestic Violence File records (active and history) reflect an 18.99% decrease from FY10 to FY11.

Kentucky law mandates Domestic Violence Protective Orders be entered into the LINK Domestic Violence File. LINK provides notice to officers of existence and status of protective orders including “Caution Indicators.” The caution indicators are: weapon involved and believed to be armed/dangerous.

Statistical Source: Kentucky State Police

DOMESTIC VIOLENCE

REPORTS TO THE DEPARTMENT FOR COMMUNITY BASED SERVICES (DCBS)

The 1976 Kentucky General Assembly enacted KRS 209, the Adult Protection Act, which mandates reporting any known or suspected cases of adult abuse, neglect or exploitation to the Cabinet for Health and Family Services, Division of Protection and Permanency, Department for Community Based Services (DCBS). DCBS protective and support services are provided to adult victims upon request. In 1978 the statute was expanded to include the mandatory reporting and delivery of voluntary protective services to victims of spouse abuse. Law enforcement agencies continue to serve as the primary reporting source to DCBS and often work together in responding to violent families.

DCBS Adult and Child Abuse 24-Hour Toll-free Reporting Hotline 1-800-752-6200

<i>Total Kentucky Adult Protection Reports Received by DSS in FY '11 (Adult Abuse, Spouse Abuse, Self Neglect, Caretaker Neglect and Exploitation)</i>	61,285
<i>Total Number of Resulting Allegations</i>	34,278
<i>Domestic Violence Allegations Investigated (Spouse, Ex-Spouse, Paramour)</i>	19,752
<i>Adult Abuse Allegations Investigated</i>	11,369
<i>Percent of Total Adult Protection Allegations due to Domestic Violence</i>	57.6%
<i>Percent decrease of Domestic Violence Allegations from FY '10</i>	2.7%

Kentucky has a regionalized network of 15 state-funded spouse abuse centers with shelter capacity for 477 people. Spouse abuse centers also provide crisis line services, advocacy, follow-up counseling, information and referral, community education programs and professional training.

Kentucky Domestic Violence Association:	502/209-5382
# Domestic Violence Related Calls Received FY '11	27,956
# Information and Referral Calls Received FY '11	61,838
Shelter Statistics FY '11 (unduplicated; reflect first time use of services)	
Women	2,225*
Men	24*
Children	1,713*
TOTAL SHELTERED	3,962*
TOTAL UNABLE TO SHELTER	(1,654)
TOTAL NON-RESIDENTIAL CLIENTS	25,026**

*These figures are unduplicated for the fiscal year (July 1 – June 30). A woman and her children may come to a domestic violence program facility several times over the course of a year, but these figures only reflect the first time they enter a facility, or receive non-residential services. In addition, outreach services are continually being increased across the state which has increased the availability of services in outlying counties.

**These clients did not receive emergency shelter, but did receive services from the shelter programs. Some of these services include individual and/or group counseling, legal and/or agency and/or hospital advocacy, as well as, follow-up assistance.

Statistical Source: Cabinet for Health and Family Services, Division of Protection and Permanency, Department for Community Based Services

2011 HATE BIAS CRIME

DEFINITION:

A criminal offense committed against a person or property which is motivated, in whole or in part, by the offender's bias against a race, religion, disability, ethnicity/national origin, or sexual orientation. These criminal offenses are also known as "Hate Crimes."

The chart on the lower left shows how Hate Crime offenses are broken down within the twenty-two Group-A crimes for 2011. The most common offenses involving hate-bias were "Assault" and "Destruction/Damage/Vandalism of Property."

In 2011, the most commonly reported bias motivation was Racial. The second largest percentage was Sexual Orientation, followed by Religious for third place, and Ethnicity/Natural Origin for fourth place.

HATE BIAS CRIME OFFENSES		
Offense	No.	% of Total
Arson	1	0.5%
Assault Offenses	102	49.8%
Bribery	0	0.0%
Burglary / Breaking and Entering	10	4.9%
Counterfeiting/Forgery	5	2.4%
Destruction/Damage/Vandalism of Property	53	25.9%
Drug/Narcotic Offenses	9	4.4%
Embezzlement	0	0.0%
Extortion/Blackmail	0	0.0%
Fraud Offenses	1	0.5%
Gambling Offenses	0	0.0%
Homicide Offenses	0	0.0%
Kidnapping/Abduction	0	0.0%
Larceny/Theft Offenses	14	6.8%
Motor Vehicle Theft	0	0.0%
Pornography/Obscene Material	1	0.5%
Prostitution Offenses	0	0.0%
Robbery	4	2.0%
Sex Offenses, Forcible	3	1.5%
Sex Offenses, Nonforcible	0	0.0%
Stolen Property Offenses (Receiving, etc.)	1	0.5%
Weapon Law Violations	1	0.5%
TOTAL	205	100.0%

HATE BIAS CRIME MOTIVATION				
Bias Nature	Group %	Bias Type	Incidents	% of Total
Racial		Anti-White	34	16.6%
		Anti-Black	80	39.0%
		Anti-American Indian/ Alaskan Native	2	1.0%
		Anti-Asian/Pacific Islander	3	1.5%
		Anti-Multi-Racial Group	7	3.4%
	Sexual Orientation		Anti-Male Homosexual	23
		Anti-Female Homosexual	2	1.0%
		Anti-Homosexual Male & Female	3	1.5%
		Anti-Heterosexual	1	0.5%
		Anti-Bisexual	0	0.0%
Ethnicity National Origin			Anti-Arab	0
		Anti-Hispanic	15	7.3%
		Anti-Other Ethnic/ National Origin	4	2.0%
Religious		Anti-Jewish	4	2.0%
		Anti-Catholic	2	1.0%
		Anti-Protestant	3	1.5%
		Anti-Islamic (Moslem)	10	4.9%
		Anti-Other Religion	3	1.5%
Disability		Anti-Physical Disability	2	1.0%
		Anti-Mental Disability	7	3.4%

2011 HATE BIAS CRIME

Victim types in the hate crime data collection program are listed as: Individual, Business, Financial Institution, Government, Religious Organization, Society/Public, Other and Unknown. Of these victim types, "Individuals" were reported to be the main hate crime target.

HATE BIAS CRIMES BY VICTIM TYPES		
Victim Type	No.	% of Total
Individual	157	76.6%
Business	21	10.2%
Financial Institution	1	0.5%
Government	6	2.9%
Religious Organization	2	1.0%
Society/Public	10	4.9%
Other	8	3.9%
Unknown	0	0.0%
TOTAL	205	100%

The most common race of suspected offender of hate crimes was white.

HATE BIAS CRIME OFFENDERS BY RACE		
Suspected Offenders		
Race	No.	% of Total
White	141	77.9%
Black	38	21.0%
American Indian/ Alaskan Native	0	0.0%
Asian/Pacific Islander	1	0.6%
Multi-Racial Group	0	0.0%
Unknown	1	0.6%
TOTAL	181	100%

The most frequently reported location of bias crimes in 2011 was Residence/Homes. The second most common location was School/College.

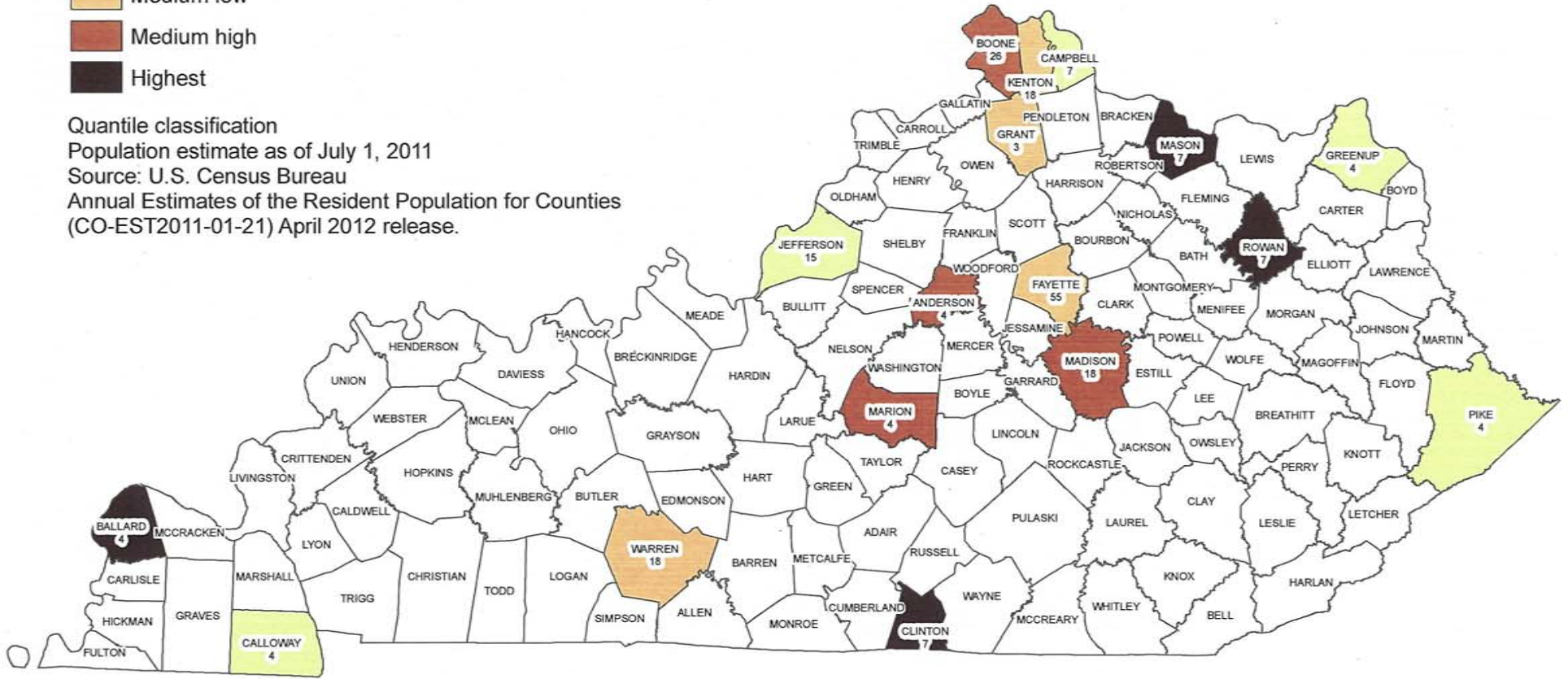
HATE BIAS CRIME LOCATIONS		
Locations	Incidents	%
Air/Bus/Train Terminal	1	0.5%
Auto Dealership New/Used	1	0.5%
Bank/Savings and Loan	4	2.0%
Bar/Nightclub	2	1.0%
Church/Synagogue/Temple	1	0.5%
Commercial/Office Building	4	2.0%
Convenience Store	5	2.4%
Daycare Facility	1	0.5%
Department/Discount Store	3	1.5%
Drug Store/Dr.'s Office/Hospital	3	1.5%
Field/Woods	3	1.5%
Government/Public Building	7	3.4%
Grocery/Supermarket	6	2.9%
Highway/Road/Alley/Street	32	15.6%
Hotel/Motel/etc.	4	2.0%
Industrial Site	2	1.0%
Jail/Prison	2	1.0%
Other/Unknown	11	5.4%
Park/Playground	1	0.5%
Parking Lot/Garage	10	4.9%
Rental Storage Facility	1	0.5%
Residence/Home	64	31.2%
Restaurant	5	2.4%
School/College/University	24	11.7%
Service/Gas Station	3	1.5%
Shopping Mall	1	0.5%
Specialty Store	4	2.0%

Per capita rate ranking

- No offenses reported
- Lowest
- Medium low
- Medium high
- Highest

Kentucky State Police
Criminal Identification and Records Branch
GIS Section

Quantile classification
Population estimate as of July 1, 2011
Source: U.S. Census Bureau
Annual Estimates of the Resident Population for Counties
(CO-EST2011-01-21) April 2012 release.



323

Year 2011

Hate / Bias Crimes by County



**DRIVING
UNDER THE
INFLUENCE**

2011 DUI ARRESTS BY AGE, SEX, AND RACE

COUNTY	AGE			SEX			RACE				TOTAL
	ADULT	JUV	UNK	MALE	FEMALE	UNK	WHITE	BLACK	OTHER	UNK	
ADAIR	55			50	5		54	1			55
ALLEN	87		1	72	16		88				88
ANDERSON	223	3		168	58		221	5			226
BALLARD	79	2		57	24		75	5	1		81
BARREN	328	3	2	247	86		312	20	1		333
BATH	49			40	9		49				49
BELL	344	2	1	267	80		328	15	1	3	347
BOONE	843	5		643	205		802	40	6		848
BOURBON	108	1		93	16		99	10			109
BOYD	614	3		471	146		587	29		1	617
BOYLE	153	2		109	46		141	12		2	155
BRACKEN	18			15	3		17	1			18
BREATHITT	116			84	32		115	1			116
BRECKINRIDGE	51	1	3	46	9		50	4		1	55
BULLITT	497	3	2	383	119		479	19	3	1	502
BUTLER	47			39	8		45	1		1	47
CALDWELL	52			42	10		47	5			52
CALLOWAY	271	1		213	58	1	257	13	1	1	272
CAMPBELL	434	1		318	117		409	23	2	1	435
CARLISLE	17			12	5		17				17
CARROLL	98	1	1	85	15		92	7		1	100
CARTER	166			127	39		163	2		1	166
CASEY	119	1	1	91	30		119	1		1	121
CHRISTIAN	563	2		446	119		349	211	3	2	565
CLARK	138			98	40		127	11			138
CLAY	142	1		104	39		142	1			143
CLINTON	22			21	1		22				22
CRITTENDEN	36	1		31	6		37				37
CUMBERLAND	47			41	6		45	2			47
DAVISS	823	8		655	176		758	67	6		831
EDMONSON	14			11	3		13	1			14
ELLIOTT	48			33	15		48				48
ESTILL	52			41	11		52				52
FAYETTE	756	2		596	162		617	127	12	2	758
FLEMING	56			41	15		55	1			56
FLOYD	411	6		318	99		413	4			417
FRANKLIN	365	1		282	84		291	73	2		366
FULTON	63			49	14		45	18			63
GALLATIN	169			129	40		162	7			169
GARRARD	72			57	15		64	6		2	72
GRANT	118	1		88	31		117	2			119

2011 DUI ARRESTS BY AGE, SEX, AND RACE

COUNTY	AGE			SEX			RACE				TOTAL
	ADULT	JUV	UNK	MALE	FEMALE	UNK	WHITE	BLACK	OTHER	UNK	
GRAVES	440	3		357	86		397	45		1	443
GRAYSON	112			88	24		106	4		2	112
GREEN	56	2		45	13		56	1	1		58
GREENUP	146	1		107	40		144	1	1	1	147
HANCOCK	26	1		24	3		27				27
HARDIN	839	7	2	639	208	1	669	164	13	2	848
HARLAN	370			269	101		359	11			370
HARRISON	97	1		67	31		93	2	3		98
HART	84			66	18		78	5		1	84
HENDERSON	540	6		390	156		456	87	2	1	546
HENRY	164	1		133	32		158	6		1	165
HICKMAN	28			23	5		23	5			28
HOPKINS	388	2	2	298	94		350	42			392
JACKSON	42			29	13		42				42
JEFFERSON	1,040	4	2	827	219		814	223	8	1	1,046
JESSAMINE	326	1	1	227	101		314	13		1	328
JOHNSON	308	2	1	218	93		309	1		1	311
KENTON	816	2		589	229		739	78	1		818
KNOTT	193			140	53		191	2			193
KNOX	159			120	39		157	2			159
LARUE	32			24	8		30	2			32
LAUREL	643	1		476	168		634	8	2		644
LAWRENCE	65			52	13		64	1			65
LEE	44	3	1	36	12		48				48
LESLIE	56			48	8		56				56
LETCHER	121	1		93	29		121	1			122
LEWIS	72			53	19		71			1	72
LINCOLN	129	1	1	95	36		126	5			131
LIVINGSTON	66			46	20		64	2			66
LOGAN	257	2		205	54		224	35			259
LYON	47	1		38	10		44	4			48
MCCRACKEN	713	5		529	189		611	103	4		718
MCCREARY	151			117	34		148	3			151
MCLEAN	62			48	14		61	1			62
MADISON	532	2		415	119		499	31	4		534
MAGOFFIN	119			85	34		118	1			119
MARION	197	1		171	27		170	26		2	198
MARSHALL	226	4	1	169	62		227	4			231
MARTIN	121			96	25		121				121
MASON	153	2		130	25		142	13			155
MEADE	110			84	26		99	11			110

2011 DUI ARRESTS BY AGE, SEX, AND RACE

COUNTY	AGE			SEX			RACE				TOTAL
	ADULT	JUV	UNK	MALE	FEMALE	UNK	WHITE	BLACK	OTHER	UNK	
MENIFEE	18			16	2		18				18
MERCER	95			75	20		94	1			95
METCALFE	56			45	10	1	53	1		2	56
MONROE	40	1		38	3		39	2			41
MONTGOMERY	122			87	35		115	7			122
MORGAN	94	1		77	18		95				95
MUHLENBERG	190	2	2	158	36		188	5		1	194
NELSON	247	2		206	43		228	21			249
NICHOLAS	31			21	10		31				31
OHIO	191	3	3	170	27		192	5			197
OLDHAM	297	1	1	222	77		284	11	4		299
OWEN	56	2		38	20		58				58
OWSLEY	53		1	40	14		54				54
PENDLETON	81			67	14		79	2			81
PERRY	507	2		361	147	1	500	7	1	1	509
PIKE	544			400	144		543	1			544
POWELL	121			97	24		120	1			121
PULASKI	377			285	92		366	10		1	377
ROBERTSON	5			4	1		5				5
ROCKCASTLE	199	2		147	54		200	1			201
ROWAN	300		1	234	67		297	3		1	301
RUSSELL	70			51	19		66	3		1	70
SCOTT	129	1		104	26		119	11			130
SHELBY	416	2		325	93		371	47			418
SIMPSON	109			78	31		92	17			109
SPENCER	113	1		97	17		109	3	2		114
TAYLOR	211			160	51		190	20	1		211
TODD	51			41	10		46	5			51
TRIGG	147			121	26		127	19		1	147
TRIMBLE	43			38	5		42	1			43
UNION	173	5		143	35		159	19			178
WARREN	1,203	5	3	932	279		1,033	155	22	1	1,211
WASHINGTON	50			36	14		40	10			50
WAYNE	78	2		70	10		77	2	1		80
WEBSTER	61	1		51	11		54	8			62
WHITLEY	194	1		145	50		193	2			195
WOLFE	47	1		32	16		47	1			48
WOODFORD	191	1	1	141	52		168	24	1		193

STATE TOTALS	25,664	143	34	19,732	6,105	4	23,575	2,113	109	44	25,841
--------------	--------	-----	----	--------	-------	---	--------	-------	-----	----	--------

DUI CONVICTIONS BY COUNTY

Please use caution in attempting to compare number of DUI arrests with number of DUI convictions due to the fact that the actual arrest and court conviction could appear in different years. Figures are compiled according to the date of the violation and the date the conviction was entered into the automated data system.

COUNTY	2007	2008	2009	2010	2011
ADAIR	161	109	72	81	90
ALLEN	123	125	95	68	70
ANDERSON	193	254	141	134	186
BALLARD	69	64	60	58	103
BARREN	286	241	248	257	256
BATH	66	55	45	42	47
BELL	426	412	341	347	295
BOONE	886	951	768	621	680
BOURBON	215	123	91	80	84
BOYD	388	407	477	428	477
BOYLE	232	162	213	189	144
BRACKEN	57	51	21	17	25
BREATHITT	153	163	147	145	117
BRECKINRIDGE	87	66	74	62	53
BULLITT	401	446	251	293	360
BUTLER	104	77	69	63	67
CALDWELL	70	88	52	45	44
CALLOWAY	316	311	296	241	235
CAMPBELL	679	596	486	476	442
CARLISLE	14	13	25	35	18
CARROLL	197	168	130	109	88
CARTER	338	236	139	108	128
CASEY	146	120	113	107	94
CHRISTIAN	644	717	775	582	482
CLARK	323	275	182	156	117
CLAY	154	132	82	111	80
CLINTON	138	98	52	51	51
CRITTENDEN	69	67	60	51	41
CUMBERLAND	90	73	50	41	36
DAVIESS	1,030	839	746	652	657
EDMONSON	50	42	47	28	24
ELLIOTT	45	41	51	51	25
ESTILL	61	56	66	75	54
FAYETTE	2,456	2,118	1,645	1,678	1,457
FLEMING	98	106	70	74	71
FLOYD	485	478	464	349	398
FRANKLIN	482	526	377	362	363
FULTON	123	94	95	73	55
GALLATIN	128	119	91	84	96
GARRARD	188	154	101	74	64

Statistical Source: KY Transportation Cabinet, Division of Driver Licensing

DUI CONVICTIONS BY COUNTY

COUNTY	2007	2008	2009	2010	2011
GRANT	236	195	97	96	96
GRAVES	320	296	202	182	260
GRAYSON	143	129	129	111	125
GREEN	68	71	64	55	45
GREENUP	262	275	309	262	252
HANCOCK	55	42	52	36	29
HARDIN	888	868	672	708	725
HARLAN	351	390	348	253	231
HARRISON	98	86	76	62	80
HART	105	125	125	116	136
HENDERSON	405	482	349	326	416
HENRY	177	192	183	155	144
HICKMAN	20	21	26	22	31
HOPKINS	433	429	371	300	314
JACKSON	54	43	26	49	38
JEFFERSON	3,627	3,168	3,299	3,096	3,210
JESSAMINE	378	306	318	313	279
JOHNSON	247	174	269	265	248
KENTON	857	779	771	716	688
KNOTT	103	93	93	94	184
KNOX	217	122	162	195	147
LARUE	88	61	48	47	37
LAUREL	797	739	721	586	579
LAWRENCE	157	112	138	114	95
LEE	67	60	58	66	61
LESLIE	92	86	72	31	42
LETCHER	157	176	127	120	140
LEWIS	75	93	53	63	73
LINCOLN	140	94	76	79	99
LIVINGSTON	67	71	62	50	60
LOGAN	347	314	209	163	210
LYON	108	112	91	84	82
MCCRACKEN	887	913	689	507	664
MCCREARY	152	149	121	78	132
MCLEAN	70	60	42	30	55
MADISON	844	590	506	498	437
MAGOFFIN	176	120	119	120	105
MARION	238	161	145	116	140
MARSHALL	198	259	195	194	168
MARTIN	154	100	101	120	120
MASON	162	132	120	101	100
MEADE	150	185	156	147	126
MENIFEE	44	39	42	20	21
MERCER	160	156	129	111	97

Statistical Source: KY Transportation Cabinet, Division of Driver Licensing

DUI CONVICTIONS BY COUNTY

COUNTY	2007	2008	2009	2010	2011
METCALFE	94	95	80	47	46
MONROE	106	83	38	30	28
MONTGOMERY	159	138	120	89	96
MORGAN	113	121	119	92	67
MUHLENBERG	320	238	217	229	165
NELSON	234	355	255	219	208
NICHOLAS	57	60	50	52	38
OHIO	192	174	110	121	154
OLDHAM	286	268	170	216	222
OWEN	66	71	47	46	50
OWSLEY	50	47	31	19	42
PENDLETON	79	83	80	51	56
PERRY	277	302	269	209	350
PIKE	958	825	626	509	407
POWELL	172	139	97	93	118
PULASKI	596	484	387	352	333
ROBERTSON	8	5	3	9	9
ROCKCASTLE	173	134	129	145	105
ROWAN	319	226	271	278	261
RUSSELL	198	123	102	64	78
SCOTT	237	149	144	118	150
SHELBY	539	367	297	382	352
SIMPSON	169	107	92	99	108
SPENCER	110	116	114	103	104
TAYLOR	233	190	132	117	153
TODD	119	73	58	48	45
TRIGG	119	159	110	85	119
TRIMBLE	31	42	50	21	23
UNION	154	187	133	123	169
WARREN	1,333	1,302	1,013	1,075	1,029
WASHINGTON	65	78	53	37	36
WAYNE	69	58	62	53	34
WEBSTER	99	65	54	66	55
WHITLEY	227	233	186	212	241
WOLFE	96	76	42	28	49
WOODFORD	180	187	147	107	144
TOTALS	34,782	31,601	27,157	24,899	25,139

Statistical Source: KY Transportation Cabinet, Division of Driver Licensing



+



=





**2011
ARREST
DATA**

2011 STATE ARREST DATA

GROUP-A	2011 ARRESTS	% OF TOTAL
ARSON	217	0.1%
ASSAULT OFFENSES	24,161	7.2%
BRIBERY	100	0.0%
BURGLARY/BREAKING AND ENTERING	4,998	1.5%
COUNTERFEITING/FORGERY	5,956	1.8%
DESTRUCTION/DAMAGE/VANDALISM OF PROPERTY	4,739	1.4%
DRUG/NARCOTIC OFFENSES	50,875	15.2%
EMBEZZLEMENT	1	0.0%
EXTORTION/BLACKMAIL	11	0.0%
FRAUD OFFENSES	3,337	1.0%
GAMBLING OFFENSES	12	0.0%
HOMICIDE OFFENSES	260	0.1%
KIDNAPPING/ABDUCTION	499	0.1%
LARCENY/THEFT OFFENSES	34,018	10.2%
MOTOR VEHICLE THEFT	981	0.3%
PORNOGRAPHY/OBSCENE MATERIAL	1,415	0.4%
PROSTITUTION OFFENSES	204	0.1%
ROBBERY	1,049	0.3%
SEX OFFENSES, FORCIBLE	2,281	0.7%
SEX OFFENSES, NONFORCIBLE	521	0.2%
STOLEN PROPERTY OFFENSES (RECEIVING, ETC.)	4,645	1.4%
WEAPON LAW VIOLATIONS	2,354	0.7%
TOTAL GROUP-A ARRESTS	142,634	42.7%

GROUP-B	2011 ARRESTS	% OF TOTAL
BAD CHECKS	0	0.0%
CURFEW/LOITERING/VAGRANCY VIOLATIONS	132	0.0%
DISORDERLY CONDUCT	6,758	2.0%
DRIVING UNDER THE INFLUENCE	25,839	7.7%
DRUNKENNESS	21,892	6.6%
FAMILY OFFENSES, NONVIOLENT	4,485	1.3%
LIQUOR LAW VIOLATIONS	1,812	0.5%
PEEPING TOM	24	0.0%
RUNAWAY	239	0.1%
TRESPASS OF REAL PROPERTY	3,984	1.2%
ALL OTHER OFFENSES	126,057	37.8%
TOTAL GROUP-B ARRESTS	191,222	57.3%

TOTAL CRIME ARRESTS	333,856	100%
----------------------------	----------------	-------------

2011 TOTAL ARRESTS BY AGE - JUVENILE

GROUP-A	10 AND UNDER	11-12	13-14	15	16	17	UNK	TOTAL JUVENILE
Arson	2	7	3	7	5	6	2	32
Assault Offenses	46	137	476	400	472	435	4	1,970
Bribery	0	0	0	0	1	1	0	2
Burglary / Breaking and Entering	7	21	87	84	113	166	2	480
Counterfeiting/Forgery	1	0	0	3	2	10	0	16
Destruction/Damage/Vandalism of Property	26	59	225	214	141	198	5	868
Drug/Narcotic Offenses	15	16	177	276	404	723	0	1,611
Embezzlement	0	0	0	0	0	0	0	0
Extortion/Blackmail	0	0	0	0	0	2	0	2
Fraud Offenses	1	2	1	3	8	10	0	25
Gambling Offenses	0	0	0	0	0	0	0	0
Homicide Offenses	0	0	0	4	4	2	0	10
Kidnapping/Abduction	0	0	3	3	1	4	0	11
Larceny/Theft Offenses	26	94	333	301	386	544	3	1,687
Motor Vehicle Theft	1	1	14	34	30	40	0	120
Pornography/Obscene Material	0	0	13	1	5	72	0	91
Prostitution Offenses	0	0	0	0	0	0	0	0
Robbery	1	1	8	13	16	22	0	61
Sex Offenses, Forcible	5	11	94	55	45	42	0	252
Sex Offenses, Nonforcible	0	0	0	1	0	0	0	1
Stolen Property Offenses (Receiving, etc.)	4	6	52	61	80	93	1	297
Weapon Law Violations	4	5	26	24	33	33	0	125
TOTAL GROUP-A ARRESTS	139	360	1,512	1,484	1,746	2,403	17	7,661

GROUP-B	10 AND UNDER	11-12	13-14	15	16	17	UNK	TOTAL JUVENILE
Bad Checks	0	0	0	0	0	0	0	0
Curfew/Loitering/Vagrancy Violations	0	0	0	0	2	1	0	3
Disorderly Conduct	8	50	156	178	213	187	1	793
Driving Under the Influence	6	0	2	3	25	112	0	148
Drunkenness	5	3	40	86	165	219	2	520
Family Offenses, Nonviolent	1	0	0	1	5	5	0	12
Liquor Law Violations	2	2	15	30	79	117	2	247
Peeping Tom	0	0	0	0	0	0	0	0
Runaway	0	4	24	24	72	82	0	206
Trespass of Real Property	12	29	76	75	95	67	1	355
All Other Offenses	35	131	371	496	644	856	15	2,548
TOTAL GROUP-B ARRESTS	69	219	684	893	1,300	1,646	21	4,832

TOTAL CRIME ARRESTS	208	579	2,196	2,377	3,046	4,049	38	12,493
----------------------------	------------	------------	--------------	--------------	--------------	--------------	-----------	---------------

2011 TOTAL ARRESTS BY AGE - ADULT

GROUP-A	18	19	20	21	22	23	24	25-29	30-34
Arson	7	25	4	4	5	20	7	24	21
Assault Offenses	553	767	776	839	903	791	811	3,838	3,366
Bribery	1	4	1	5	5	6	1	21	12
Burglary / Breaking and Entering	252	357	315	297	276	229	217	895	693
Counterfeiting/Forgery	88	124	116	201	351	433	399	1,031	859
Destruction/Damage/Vandalism of Property	174	303	292	218	226	185	149	710	539
Drug/Narcotic Offenses	1,603	2,320	2,247	2,124	2,051	1,945	1,887	8,765	8,320
Embezzlement	0	0	0	0	0	0	0	0	1
Extortion/Blackmail	0	0	0	0	1	0	2	2	0
Fraud Offenses	45	58	83	76	93	156	130	531	579
Gambling Offenses	0	0	0	0	1	0	0	2	1
Homicide Offenses	5	11	5	10	17	10	3	57	33
Kidnapping/Abduction	10	12	34	22	23	20	23	74	82
Larceny/Theft Offenses	746	1,071	1,045	1,070	1,138	1,079	1,076	5,656	5,909
Motor Vehicle Theft	30	57	49	52	44	44	30	158	125
Pornography/Obscene Material	6	17	495	7	11	1	6	51	531
Prostitution Offenses	3	1	0	5	6	4	9	35	44
Robbery	67	69	64	49	94	58	65	220	136
Sex Offenses, Forcible	34	46	27	33	106	42	108	275	294
Sex Offenses, Nonforcible	9	12	14	8	3	11	13	16	100
Stolen Property Offenses (Receiving, etc.)	168	287	246	233	206	211	196	917	689
Weapon Law Violations	70	87	78	79	91	87	89	373	328
TOTAL GROUP-A ARRESTS	3,871	5,628	5,891	5,332	5,651	5,332	5,221	23,651	22,662

GROUP-B	18	19	20	21	22	23	24	25-29	30-34
Bad Checks	0	0	0	0	0	0	0	0	0
Curfew/Loitering/Vagrancy Violations	2	6	1	4	3	3	4	17	26
Disorderly Conduct	213	250	265	258	289	273	240	1,030	834
Driving Under the Influence	351	668	781	839	974	932	907	4,099	3,799
Drunkenness	463	711	727	795	859	699	687	3,353	3,072
Family Offenses, Nonviolent	8	37	64	93	87	116	132	797	953
Liquor Law Violations	266	436	383	182	20	18	6	30	58
Peeping Tom	0	0	0	1	0	1	0	1	7
Runaway	25	0	1	0	1	1	0	3	2
Trespass of Real Property	140	186	174	149	151	132	120	599	508
All Other Offenses	1,533	2,912	3,604	4,051	4,483	4,680	4,710	24,990	23,898
TOTAL GROUP-B ARRESTS	3,001	5,206	6,000	6,372	6,867	6,855	6,806	34,919	33,157

TOTAL CRIME ARRESTS	6,872	10,834	11,891	11,704	12,518	12,187	12,027	58,570	55,819
----------------------------	--------------	---------------	---------------	---------------	---------------	---------------	---------------	---------------	---------------

2011 TOTAL ARRESTS BY AGE - ADULT

GROUP-A	35-39	40-44	45-49	50-54	55-59	60-64	65 & OVER	UNK	TOTAL ADULT
Arson	18	17	15	13	1	3	1	0	185
Assault Offenses	2,737	2,251	1,830	1,353	687	296	354	39	22,191
Bribery	16	8	5	6	2	4	1	0	98
Burglary / Breaking and Entering	353	261	192	115	43	10	11	2	4,518
Counterfeiting/Forgery	667	623	777	148	58	47	17	1	5,940
Destruction/Damage/Vandalism of Property	345	282	198	127	67	26	26	4	3,871
Drug/Narcotic Offenses	5,579	4,354	3,669	2,353	1,225	486	316	20	49,264
Embezzlement	0	0	0	0	0	0	0	0	1
Extortion/Blackmail	1	0	0	1	0	1	0	1	9
Fraud Offenses	477	440	222	165	139	39	69	10	3,312
Gambling Offenses	3	1	0	1	1	2	0	0	12
Homicide Offenses	25	22	23	14	2	7	6	0	250
Kidnapping/Abduction	72	38	26	23	12	16	1	0	488
Larceny/Theft Offenses	4,029	3,370	2,352	1,612	890	644	419	225	32,331
Motor Vehicle Theft	97	64	61	25	19	3	1	2	861
Pornography/Obscene Material	22	10	79	66	19	2	1	0	1,324
Prostitution Offenses	19	20	21	17	8	6	6	0	204
Robbery	76	32	23	16	13	2	4	0	988
Sex Offenses, Forcible	271	140	183	229	112	64	65	0	2,029
Sex Offenses, Nonforcible	22	19	25	49	5	211	3	0	520
Stolen Property Offenses (Receiving, etc.)	441	309	213	139	55	21	15	2	4,348
Weapon Law Violations	263	257	169	127	79	23	34	0	2,234
TOTAL GROUP-A ARRESTS	15,533	12,518	10,083	6,599	3,437	1,913	1,350	306	134,978

GROUP-B	35-39	40-44	45-49	50-54	55-59	60-64	65 & OVER	UNK	TOTAL ADULT
Bad Checks	0	0	0	0	0	0	0	0	0
Curfew/Loitering/Vagrancy Violations	18	17	9	14	5	0	0	0	129
Disorderly Conduct	587	513	497	347	203	85	69	12	5,965
Driving Under the Influence	2,878	2,824	2,575	2,006	1,101	557	383	17	25,691
Drunkenness	2,408	2,148	2,343	1,722	823	337	192	33	21,372
Family Offenses, Nonviolent	845	539	425	197	113	37	29	1	4,473
Liquor Law Violations	33	25	39	24	15	18	10	5	1,568
Peeping Tom	9	2	2	0	0	0	1	0	24
Runaway	0	0	0	0	0	0	0	0	33
Trespass of Real Property	372	319	279	218	157	68	48	9	3,629
All Other Offenses	15,894	12,001	9,042	5,987	2,889	1,645	1,050	156	123,525
TOTAL GROUP-B ARRESTS	23,044	18,388	15,211	10,515	5,306	2,747	1,782	233	186,409

TOTAL CRIME ARRESTS	38,577	30,906	25,294	17,114	8,743	4,660	3,132	539	321,387
----------------------------	---------------	---------------	---------------	---------------	--------------	--------------	--------------	------------	----------------

2011 TOTAL ARRESTS BY SEX

GROUP-A	PERSONS ARRESTED					
	MALE	%	FEMALE	%	UNK	%
ARSON	179	0.1%	38	0.0%	0	0.0%
ASSAULT OFFENSES	18,317	7.6%	5,836	6.3%	8	7.6%
BRIBERY	83	0.0%	17	0.0%	0	0.0%
BURGLARY/BREAKING AND ENTERING	4,313	1.8%	684	0.7%	1	1.0%
COUNTERFEITING/FORGERY	3,791	1.6%	2,165	2.3%	0	0.0%
DESTRUCTION/DAMAGE/VANDALISM OF PROPERTY	3,890	1.6%	849	0.9%	0	0.0%
DRUG/NARCOTIC OFFENSES	36,798	15.3%	14,063	15.2%	14	13.3%
EMBEZZLEMENT	0	0.0%	1	0.0%	0	0.0%
EXTORTION/BLACKMAIL	8	0.0%	3	0.0%	0	0.0%
FRAUD OFFENSES	1,789	0.7%	1,547	1.7%	1	1.0%
GAMBLING OFFENSES	12	0.0%	0	0.0%	0	0.0%
HOMICIDE OFFENSES	204	0.1%	56	0.1%	0	0.0%
KIDNAPPING/ABDUCTION	410	0.2%	88	0.1%	1	1.0%
LARCENY/THEFT OFFENSES	17,944	7.4%	16,040	17.3%	34	32.4%
MOTOR VEHICLE THEFT	818	0.3%	163	0.2%	0	0.0%
PORNOGRAPHY/OBSCENE MATERIAL	1,371	0.6%	44	0.0%	0	0.0%
PROSTITUTION OFFENSES	61	0.0%	143	0.2%	0	0.0%
ROBBERY	847	0.4%	202	0.2%	0	0.0%
SEX OFFENSES, FORCIBLE	2,180	0.9%	101	0.1%	0	0.0%
SEX OFFENSES, NONFORCIBLE	502	0.2%	19	0.0%	0	0.0%
STOLEN PROPERTY OFFENSES (RECEIVING, ETC.)	3,663	1.5%	981	1.1%	1	1.0%
WEAPON LAW VIOLATIONS	2,185	0.9%	173	0.2%	1	1.0%
TOTAL GROUP-A ARRESTS	99,365	41.2%	43,213	46.6%	61	58.1%

GROUP-B	PERSONS ARRESTED					
	MALE	%	FEMALE	%	UNK	%
BAD CHECKS	0	0.0%	0	0.0%	0	0.0%
CURFEW/LOITERING/VAGRANCY VIOLATIONS	83	0.0%	49	0.1%	0	0.0%
DISORDERLY CONDUCT	4,728	2.0%	2,028	2.2%	2	1.9%
DRIVING UNDER THE INFLUENCE	19,730	8.2%	6,105	6.6%	4	3.8%
DRUNKENNESS	16,816	7.0%	5,071	5.5%	5	4.8%
FAMILY OFFENSES, NONVIOLENT	3,757	1.6%	726	0.8%	2	1.9%
LIQUOR LAW VIOLATIONS	1,352	0.6%	463	0.5%	0	0.0%
PEEPING TOM	23	0.0%	1	0.0%	0	0.0%
RUNAWAY	108	0.0%	130	0.1%	1	1.0%
TRESPASS OF REAL PROPERTY	3,039	1.3%	944	1.0%	1	1.0%
ALL OTHER OFFENSES	92,132	38.2%	33,912	36.6%	29	27.6%
TOTAL GROUP-B ARRESTS	141,768	58.8%	49,429	53.4%	44	41.9%

TOTAL CRIME ARREST'S	241,133	100%	92,642	100%	105	100%
-----------------------------	----------------	-------------	---------------	-------------	------------	-------------

Percentages shown in total categories are not intended to reflect column totals.

Percentages reflect the sex of the individual arrested for each offense type.

2011 TOTAL ARRESTS BY RACE

GROUP-A					
	WHITE	BLACK	AMERICAN INDIAN OR ALASKAN NATIVE	ASIAN OR PACIFIC ISLANDER	UNKNOWN
ARSON	195	22	0	0	0
ASSAULT OFFENSES	19,722	4,285	23	66	65
BRIBERY	75	24	0	0	1
BURGLARY/BREAKING AND ENTERING	4,160	819	1	9	9
COUNTERFEITING/FORGERY	4,455	1,209	88	198	6
DESTRUCTION/DAMAGE/VANDALISM OF PROPERTY	4,028	693	2	8	8
DRUG/NARCOTIC OFFENSES	44,040	6,633	21	79	102
EMBEZZLEMENT	1	0	0	0	0
EXTORTION/BLACKMAIL	8	3	0	0	0
FRAUD OFFENSES	2,677	639	2	9	10
GAMBLING OFFENSES	10	2	0	0	0
HOMICIDE OFFENSES	211	49	0	0	0
KIDNAPPING/ABDUCTION	380	113	0	1	5
LARCENY/THEFT OFFENSES	30,109	3,704	7	49	149
MOTOR VEHICLE THEFT	833	144	0	2	2
PORNOGRAPHY/OBSCENE MATERIAL	1,405	9	0	1	0
PROSTITUTION OFFENSES	158	37	0	8	1
ROBBERY	690	352	0	3	4
SEX OFFENSES, FORCIBLE	2,001	271	5	1	3
SEX OFFENSES, NONFORCIBLE	503	18	0	0	0
STOLEN PROPERTY OFFENSES (RECEIVING, ETC.)	3,986	645	1	5	8
WEAPON LAW VIOLATIONS	1,786	562	3	5	3
TOTAL GROUP-A ARRESTS	121,433	20,233	153	444	376

GROUP-B					
	WHITE	BLACK	AMERICAN INDIAN OR ALASKAN NATIVE	ASIAN OR PACIFIC ISLANDER	UNKNOWN
BAD CHECKS	0	0	0	0	0
CURFEW/LOITERING/VAGRANCY VIOLATIONS	86	45	0	0	1
DISORDERLY CONDUCT	5,213	1,508	4	10	23
DRIVING UNDER THE INFLUENCE	23,573	2,113	21	90	42
DRUNKENNESS	19,779	1,997	23	40	53
FAMILY OFFENSES, NONVIOLENT	3,654	812	2	6	11
LIQUOR LAW VIOLATIONS	1,635	165	0	6	9
PEEPING TOM	20	3	0	1	0
RUNAWAY	168	67	0	1	3
TRESPASS OF REAL PROPERTY	3,325	637	0	7	15
ALL OTHER OFFENSES	107,707	17,863	46	215	242
TOTAL GROUP-B ARRESTS	165,160	25,210	96	376	399

TOTAL CRIME ARRESTS	286,593	45,443	249	820	775
----------------------------	----------------	---------------	------------	------------	------------

2011 TOTAL ARRESTS BY COUNTY - ADULT AND JUVENILE

GROUP-A	ADAIR				ALLEN				ANDERSON			
	ADULT	JUV	UNK	TOTAL	ADULT	JUV	UNK	TOTAL	ADULT	JUV	UNK	TOTAL
Arson	0	0	0	0	1	0	0	1	0	0	0	0
Assault Offenses	30	2	0	32	146	17	0	163	89	26	0	115
Bribery	0	0	0	0	0	0	0	0	0	0	0	0
Burglary / Breaking and Entering	1	0	0	1	19	3	0	22	24	5	0	29
Counterfeiting/Forgery	2	0	0	2	15	0	0	15	37	0	0	37
Destruction/Damage/Vandalism of Property	2	2	0	4	20	1	0	21	21	8	0	29
Drug/Narcotic Offenses	61	0	1	62	271	3	0	274	416	14	0	430
Embezzlement	0	0	0	0	0	0	0	0	0	0	0	0
Extortion/Blackmail	0	0	0	0	0	0	0	0	0	0	0	0
Fraud Offenses	0	1	0	1	6	0	0	6	10	0	0	10
Gambling Offenses	0	0	0	0	0	0	0	0	0	0	0	0
Homicide Offenses	1	0	0	1	0	0	0	0	1	0	0	1
Kidnapping/Abduction	1	0	0	1	2	0	0	2	1	0	0	1
Larceny/Theft Offenses	20	2	0	22	58	8	0	66	229	7	0	236
Motor Vehicle Theft	2	0	0	2	1	0	0	1	1	0	0	1
Pornography/Obscene Material	0	0	0	0	0	0	0	0	2	0	0	2
Prostitution Offenses	0	0	0	0	0	0	0	0	0	0	0	0
Robbery	1	0	0	1	4	0	0	4	7	0	0	7
Sex Offenses, Forcible	0	1	0	1	8	0	0	8	11	1	0	12
Sex Offenses, Nonforcible	1	0	0	1	0	0	0	0	2	0	0	2
Stolen Property Offenses (Receiving, etc.)	4	0	0	4	14	0	0	14	8	1	0	9
Weapon Law Violations	2	0	0	2	12	0	0	12	11	3	0	14
TOTAL GROUP-A ARRESTS	128	8	1	137	577	32	0	609	870	65	0	935

GROUP-B	ADULT	JUV	UNK	TOTAL	ADULT	JUV	UNK	TOTAL	ADULT	JUV	UNK	TOTAL
Bad Checks	0	0	0	0	0	0	0	0	0	0	0	0
Curfew/Loitering/Vagrancy Violations	0	0	0	0	2	0	0	2	0	0	0	0
Disorderly Conduct	5	0	0	5	21	5	0	26	33	6	0	39
Driving Under the Influence	55	0	0	55	87	0	1	88	223	3	0	226
Drunkenness	24	0	0	24	83	8	0	91	90	4	0	94
Family Offenses, Nonviolent	3	0	0	3	40	0	0	40	28	0	0	28
Liquor Law Violations	7	0	0	7	2	2	0	4	4	3	0	7
Peeping Tom	0	0	0	0	0	0	0	0	0	0	0	0
Runaway	0	0	0	0	0	0	0	0	0	0	0	0
Trespass of Real Property	1	1	0	2	16	2	0	18	17	10	1	28
All Other Offenses	76	0	0	76	583	7	0	590	718	13	1	732
TOTAL GROUP-B ARRESTS	171	1	0	172	834	24	1	859	1,113	39	2	1,154

TOTAL CRIMES	299	9	1	309	1,411	56	1	1,468	1,983	104	2	2,089
---------------------	------------	----------	----------	------------	--------------	-----------	----------	--------------	--------------	------------	----------	--------------

2011 TOTAL ARRESTS BY COUNTY - ADULT AND JUVENILE

GROUP-A	BALLARD				BARREN				BATH			
	ADULT	JUV	UNK	TOTAL	ADULT	JUV	UNK	TOTAL	ADULT	JUV	UNK	TOTAL
Arson	0	0	0	0	2	0	0	2	0	0	0	0
Assault Offenses	74	2	0	76	390	14	0	404	40	4	1	45
Bribery	0	0	0	0	1	0	0	1	0	0	0	0
Burglary / Breaking and Entering	14	1	0	15	69	0	0	69	18	3	0	21
Counterfeiting/Forgery	4	0	0	4	50	0	0	50	4	0	0	4
Destruction/Damage/Vandalism of Property	19	0	0	19	91	3	0	94	8	0	0	8
Drug/Narcotic Offenses	125	2	0	127	1,144	13	1	1,158	113	1	0	114
Embezzlement	0	0	0	0	0	0	0	0	0	0	0	0
Extortion/Blackmail	0	0	0	0	0	0	0	0	0	0	0	0
Fraud Offenses	4	0	0	4	34	0	0	34	1	0	0	1
Gambling Offenses	0	0	0	0	0	0	0	0	0	0	0	0
Homicide Offenses	1	0	0	1	3	0	0	3	0	0	0	0
Kidnapping/Abduction	1	0	0	1	13	0	0	13	0	0	0	0
Larceny/Theft Offenses	90	11	4	105	314	12	2	328	40	3	0	43
Motor Vehicle Theft	3	0	0	3	11	0	0	11	2	1	0	3
Pornography/Obscene Material	0	0	0	0	0	0	0	0	0	0	0	0
Prostitution Offenses	0	0	0	0	0	0	0	0	0	0	0	0
Robbery	0	0	0	0	6	2	0	8	6	0	0	6
Sex Offenses, Forcible	0	0	0	0	10	3	0	13	7	0	0	7
Sex Offenses, Nonforcible	1	0	0	1	2	0	0	2	0	0	0	0
Stolen Property Offenses (Receiving, etc.)	1	0	0	1	65	0	0	65	10	2	0	12
Weapon Law Violations	1	0	0	1	46	0	0	46	6	0	0	6
TOTAL GROUP-A ARRESTS	338	16	4	358	2,251	47	3	2,301	255	14	1	270

GROUP-B	ADULT	JUV	UNK	TOTAL	ADULT	JUV	UNK	TOTAL	ADULT	JUV	UNK	TOTAL
Bad Checks	0	0	0	0	0	0	0	0	0	0	0	0
Curfew/Loitering/Vagrancy Violations	0	0	0	0	0	0	0	0	0	0	0	0
Disorderly Conduct	3	0	0	3	121	7	0	128	9	2	1	12
Driving Under the Influence	79	2	0	81	329	3	1	333	49	0	0	49
Drunkenness	31	0	0	31	363	3	1	367	80	1	0	81
Family Offenses, Nonviolent	7	0	0	7	51	0	0	51	6	0	0	6
Liquor Law Violations	18	2	0	20	15	0	0	15	2	0	0	2
Peeping Tom	0	0	0	0	0	0	0	0	0	0	0	0
Runaway	0	0	0	0	0	0	0	0	0	0	0	0
Trespass of Real Property	21	0	0	21	41	1	0	42	5	2	0	7
All Other Offenses	186	3	0	189	1,096	7	1	1,104	246	6	1	253
TOTAL GROUP-B ARRESTS	345	7	0	352	2,016	21	3	2,040	397	11	2	410

TOTAL CRIMES	683	23	4	710	4,267	68	6	4,341	652	25	3	680
---------------------	------------	-----------	----------	------------	--------------	-----------	----------	--------------	------------	-----------	----------	------------

2011 TOTAL ARRESTS BY COUNTY - ADULT AND JUVENILE

GROUP-A	BELL				BOONE				BOURBON			
	ADULT	JUV	UNK	TOTAL	ADULT	JUV	UNK	TOTAL	ADULT	JUV	UNK	TOTAL
Arson	5	0	0	5	1	1	0	2	2	1	0	3
Assault Offenses	240	17	0	257	391	80	2	473	109	30	3	142
Bribery	0	0	0	0	3	0	0	3	1	0	0	1
Burglary / Breaking and Entering	38	3	0	41	96	13	0	109	32	0	0	32
Counterfeiting/Forgery	74	0	0	74	105	1	0	106	96	0	0	96
Destruction/Damage/Vandalism of Property	39	9	0	48	80	17	0	97	16	4	0	20
Drug/Narcotic Offenses	550	7	0	557	1,379	103	3	1,485	111	7	0	118
Embezzlement	0	0	0	0	0	0	0	0	0	0	0	0
Extortion/Blackmail	0	0	0	0	0	0	0	0	0	0	0	0
Fraud Offenses	42	0	0	42	135	3	0	138	24	0	0	24
Gambling Offenses	0	0	0	0	0	0	0	0	0	0	0	0
Homicide Offenses	5	0	0	5	15	0	0	15	1	0	0	1
Kidnapping/Abduction	4	0	0	4	11	0	0	11	5	0	0	5
Larceny/Theft Offenses	382	11	0	393	1,008	29	6	1,043	178	16	2	196
Motor Vehicle Theft	6	2	0	8	18	0	1	19	7	0	0	7
Pornography/Obscene Material	1	0	0	1	11	0	0	11	1	0	0	1
Prostitution Offenses	2	0	0	2	1	0	0	1	0	0	0	0
Robbery	15	1	0	16	36	2	0	38	9	0	0	9
Sex Offenses, Forcible	32	3	0	35	19	0	0	19	3	0	0	3
Sex Offenses, Nonforcible	1	0	0	1	0	0	0	0	0	0	0	0
Stolen Property Offenses (Receiving, etc.)	114	6	0	120	193	18	2	213	23	3	0	26
Weapon Law Violations	15	0	0	15	23	10	0	33	5	1	0	6
TOTAL GROUP-A ARRESTS	1,565	59	0	1,624	3,525	277	14	3,816	623	62	5	690

GROUP-B	ADULT	JUV	UNK	TOTAL	ADULT	JUV	UNK	TOTAL	ADULT	JUV	UNK	TOTAL
Bad Checks	0	0	0	0	0	0	0	0	0	0	0	0
Curfew/Loitering/Vagrancy Violations	0	0	0	0	0	0	0	0	0	0	0	0
Disorderly Conduct	79	19	0	98	112	41	1	154	30	8	0	38
Driving Under the Influence	344	2	1	347	842	5	0	847	108	1	0	109
Drunkenness	242	10	3	255	520	10	1	531	133	2	0	135
Family Offenses, Nonviolent	29	0	0	29	244	0	0	244	25	0	0	25
Liquor Law Violations	3	0	0	3	61	16	1	78	1	0	0	1
Peeping Tom	0	0	0	0	3	0	0	3	0	0	0	0
Runaway	1	1	0	2	1	16	0	17	0	0	0	0
Trespass of Real Property	57	10	0	67	80	10	0	90	13	0	0	13
All Other Offenses	2,326	17	2	2,345	1,345	44	7	1,396	504	17	3	524
TOTAL GROUP-B ARRESTS	3,081	59	6	3,146				3,360				845

TOTAL CRIMES	4,646	118	6	4,770	3,525	277	14	7,176	623	62	5	1,535
---------------------	--------------	------------	----------	--------------	--------------	------------	-----------	--------------	------------	-----------	----------	--------------

2011 TOTAL ARRESTS BY COUNTY - ADULT AND JUVENILE

GROUP-A	BOYD				BOYLE				BRACKEN			
	ADULT	JUV	UNK	TOTAL	ADULT	JUV	UNK	TOTAL	ADULT	JUV	UNK	TOTAL
Arson	2	0	0	2	1	0	0	1	0	0	0	0
Assault Offenses	223	11	0	234	141	10	3	154	20	0	0	20
Bribery	2	0	0	2	4	0	0	4	0	0	0	0
Burglary / Breaking and Entering	82	2	0	84	30	1	0	31	12	0	0	12
Counterfeiting/Forgery	43	1	0	44	13	0	0	13	18	0	0	18
Destruction/Damage/Vandalism of Property	19	0	0	19	10	1	0	11	4	1	0	5
Drug/Narcotic Offenses	832	9	0	841	235	11	0	246	22	0	0	22
Embezzlement	0	0	0	0	0	0	0	0	0	0	0	0
Extortion/Blackmail	0	0	0	0	0	0	0	0	0	0	0	0
Fraud Offenses	43	0	0	43	12	0	0	12	7	0	0	7
Gambling Offenses	2	0	0	2	0	0	0	0	0	0	0	0
Homicide Offenses	8	0	0	8	1	0	0	1	1	0	0	1
Kidnapping/Abduction	2	0	0	2	1	0	0	1	0	0	0	0
Larceny/Theft Offenses	651	24	0	675	237	8	0	245	46	0	0	46
Motor Vehicle Theft	8	1	0	9	3	1	0	4	1	0	0	1
Pornography/Obscene Material	6	0	0	6	1	0	0	1	0	0	0	0
Prostitution Offenses	1	0	0	1	0	0	0	0	0	0	0	0
Robbery	24	0	0	24	20	0	0	20	0	0	0	0
Sex Offenses, Forcible	12	2	0	14	37	0	0	37	0	8	0	8
Sex Offenses, Nonforcible	1	0	0	1	3	0	0	3	0	0	0	0
Stolen Property Offenses (Receiving, etc.)	118	1	0	119	36	0	0	36	3	0	0	3
Weapon Law Violations	22	1	0	23	13	1	0	14	1	0	0	1
TOTAL GROUP-A ARRESTS	2,101	52	0	2,153	798	33	3	834	135	9	0	144

GROUP-B	ADULT	JUV	UNK	TOTAL	ADULT	JUV	UNK	TOTAL	ADULT	JUV	UNK	TOTAL
Bad Checks	0	0	0	0	0	0	0	0	0	0	0	0
Curfew/Loitering/Vagrancy Violations	0	0	0	0	0	0	0	0	0	0	0	0
Disorderly Conduct	46	3	0	49	42	5	1	48	1	0	0	1
Driving Under the Influence	614	3	0	617	153	2	0	155	18	0	0	18
Drunkenness	445	5	0	450	117	1	2	120	3	0	0	3
Family Offenses, Nonviolent	66	0	0	66	52	1	0	53	7	0	0	7
Liquor Law Violations	4	4	0	8	8	0	0	8	0	0	0	0
Peeping Tom	0	0	0	0	0	0	0	0	0	0	0	0
Runaway	0	1	0	1	0	0	0	0	0	0	0	0
Trespass of Real Property	27	0	0	27	28	4	0	32	2	0	0	2
All Other Offenses	1,854	10	1	1,865	549	9	0	558	130	0	0	130
TOTAL GROUP-B ARRESTS				3,083				974				161

TOTAL CRIMES	2,101	52	0	5,236	798	33	3	1,808	135	9	0	305
---------------------	--------------	-----------	----------	--------------	------------	-----------	----------	--------------	------------	----------	----------	------------

2011 TOTAL ARRESTS BY COUNTY - ADULT AND JUVENILE

GROUP-A	BREATHITT				BRECKINRIDGE				BULLITT			
	ADULT	JUV	UNK	TOTAL	ADULT	JUV	UNK	TOTAL	ADULT	JUV	UNK	TOTAL
Arson	0	0	0	0	2	0	0	2	6	0	0	6
Assault Offenses	66	3	1	70	93	4	1	98	331	16	2	349
Bribery	0	0	0	0	0	0	0	0	0	0	0	0
Burglary / Breaking and Entering	12	0	0	12	22	4	0	26	130	12	0	142
Counterfeiting/Forgery	20	0	0	20	13	0	0	13	48	0	0	48
Destruction/Damage/Vandalism of Property	26	2	0	28	16	5	0	21	64	20	0	84
Drug/Narcotic Offenses	96	3	0	99	116	6	0	122	957	42	0	999
Embezzlement	0	0	0	0	0	0	0	0	0	0	0	0
Extortion/Blackmail	0	0	1	1	0	0	0	0	0	0	0	0
Fraud Offenses	6	0	0	6	9	0	0	9	28	0	0	28
Gambling Offenses	0	0	0	0	0	0	0	0	0	0	0	0
Homicide Offenses	0	0	0	0	0	0	0	0	0	0	0	0
Kidnapping/Abduction	2	0	0	2	2	0	0	2	9	1	0	10
Larceny/Theft Offenses	81	1	2	84	237	1	1	239	343	16	1	360
Motor Vehicle Theft	6	0	0	6	3	15	0	18	12	6	0	18
Pornography/Obscene Material	2	0	0	2	2	0	0	2	0	3	0	3
Prostitution Offenses	0	0	0	0	0	0	0	0	0	0	0	0
Robbery	1	0	0	1	0	0	0	0	7	0	0	7
Sex Offenses, Forcible	10	0	0	10	19	0	0	19	20	1	0	21
Sex Offenses, Nonforcible	0	0	0	0	8	0	0	8	5	0	0	5
Stolen Property Offenses (Receiving, etc.)	17	0	0	17	3	1	0	4	69	0	2	71
Weapon Law Violations	1	0	0	1	9	2	0	11	36	1	0	37
TOTAL GROUP-A ARRESTS	346	9	4	359	554	38	2	594	2,065	118	5	2,188

GROUP-B	ADULT	JUV	UNK	TOTAL	ADULT	JUV	UNK	TOTAL	ADULT	JUV	UNK	TOTAL
Bad Checks	0	0	0	0	0	0	0	0	0	0	0	0
Curfew/Loitering/Vagrancy Violations	0	0	0	0	0	0	0	0	3	0	0	3
Disorderly Conduct	19	2	1	22	13	0	0	13	86	3	1	90
Driving Under the Influence	116	0	0	116	51	1	3	55	497	3	2	502
Drunkenness	151	0	1	152	43	3	0	46	361	8	0	369
Family Offenses, Nonviolent	20	0	0	20	68	0	0	68	75	0	0	75
Liquor Law Violations	1	0	0	1	1	0	0	1	20	3	0	23
Peeping Tom	0	0	0	0	1	0	0	1	0	0	0	0
Runaway	0	0	0	0	0	0	0	0	0	0	0	0
Trespass of Real Property	13	0	1	14	9	1	0	10	65	10	0	75
All Other Offenses	667	4	1	672	303	1	1	305	821	13	3	837
TOTAL GROUP-B ARRESTS	987	6	4	997	489	6	4	499	1,928	40	6	1,974

TOTAL CRIMES	1,333	15	8	1,356	1,043	44	6	1,093	3,993	158	11	4,162
---------------------	--------------	-----------	----------	--------------	--------------	-----------	----------	--------------	--------------	------------	-----------	--------------

2011 TOTAL ARRESTS BY COUNTY - ADULT AND JUVENILE

GROUP-A	BUTLER				CALDWELL				CALLOWAY			
	ADULT	JUV	UNK	TOTAL	ADULT	JUV	UNK	TOTAL	ADULT	JUV	UNK	TOTAL
Arson	0	0	0	0	1	0	0	1	2	0	0	2
Assault Offenses	39	4	0	43	100	9	0	109	184	3	0	187
Bribery	0	0	0	0	0	0	0	0	1	0	0	1
Burglary / Breaking and Entering	6	0	0	6	23	16	0	39	53	0	0	53
Counterfeiting/Forgery	7	0	0	7	12	1	0	13	28	0	0	28
Destruction/Damage/Vandalism of Property	5	2	0	7	8	1	0	9	37	1	0	38
Drug/Narcotic Offenses	83	17	0	100	164	12	0	176	377	9	6	392
Embezzlement	0	0	0	0	0	0	0	0	0	0	0	0
Extortion/Blackmail	0	0	0	0	0	0	0	0	1	0	0	1
Fraud Offenses	2	0	0	2	4	0	0	4	37	0	0	37
Gambling Offenses	0	0	0	0	0	0	0	0	0	0	0	0
Homicide Offenses	0	0	0	0	1	0	0	1	0	0	0	0
Kidnapping/Abduction	0	0	0	0	3	0	0	3	7	0	0	7
Larceny/Theft Offenses	23	2	0	25	197	8	4	209	466	11	3	480
Motor Vehicle Theft	1	0	0	1	3	2	0	5	2	0	0	2
Pornography/Obscene Material	0	0	0	0	0	0	0	0	4	0	0	4
Prostitution Offenses	0	0	0	0	0	0	0	0	0	0	0	0
Robbery	0	0	0	0	0	0	0	0	5	0	0	5
Sex Offenses, Forcible	23	8	0	31	4	0	0	4	38	0	1	39
Sex Offenses, Nonforcible	0	0	0	0	0	0	0	0	0	0	0	0
Stolen Property Offenses (Receiving, etc.)	0	0	0	0	5	0	0	5	39	4	0	43
Weapon Law Violations	8	0	0	8	8	0	0	8	21	0	0	21
TOTAL GROUP-A ARRESTS	197	33	0	230	533	49	4	586	1,302	28	10	1,340

GROUP-B	ADULT	JUV	UNK	TOTAL	ADULT	JUV	UNK	TOTAL	ADULT	JUV	UNK	TOTAL
Bad Checks	0	0	0	0	0	0	0	0	0	0	0	0
Curfew/Loitering/Vagrancy Violations	0	0	0	0	0	0	0	0	0	0	0	0
Disorderly Conduct	16	2	0	18	23	1	0	24	29	0	0	29
Driving Under the Influence	47	0	0	47	52	0	0	52	271	1	0	272
Drunkenness	40	3	0	43	50	2	0	52	96	1	0	97
Family Offenses, Nonviolent	1	0	0	1	15	0	0	15	54	0	0	54
Liquor Law Violations	0	0	0	0	4	0	0	4	14	3	0	17
Peeping Tom	0	0	0	0	0	0	0	0	0	0	0	0
Runaway	0	1	0	1	0	0	0	0	0	0	0	0
Trespass of Real Property	5	0	0	5	5	0	0	5	22	1	0	23
All Other Offenses	54	7	0	61	280	8	4	292	587	4	0	591
TOTAL GROUP-B ARRESTS	163	13	0	176	429	11	4	444	1,073	10	0	1,083

TOTAL CRIMES	360	46	0	406	962	60	8	1,030	2,375	38	10	2,423
---------------------	------------	-----------	----------	------------	------------	-----------	----------	--------------	--------------	-----------	-----------	--------------

2011 TOTAL ARRESTS BY COUNTY - ADULT AND JUVENILE

GROUP-A	** CAMPBELL **				CARLISLE				CARROLL			
	ADULT	JUV	UNK	TOTAL	ADULT	JUV	UNK	TOTAL	ADULT	JUV	UNK	TOTAL
Arson	2	0	0	2	0	0	0	0	3	2	0	5
Assault Offenses	309	52	0	361	45	0	0	45	76	0	0	76
Bribery	0	0	0	0	0	0	0	0	0	0	0	0
Burglary / Breaking and Entering	52	7	0	59	2	0	0	2	8	0	0	8
Counterfeiting/Forgery	90	2	0	92	2	0	0	2	15	0	0	15
Destruction/Damage/Vandalism of Property	36	27	1	64	3	0	0	3	7	2	0	9
Drug/Narcotic Offenses	1,717	77	1	1,795	18	0	0	18	285	1	0	286
Embezzlement	0	0	0	0	0	0	0	0	0	0	0	0
Extortion/Blackmail	1	0	0	1	0	0	0	0	0	0	0	0
Fraud Offenses	52	1	0	53	4	0	0	4	6	0	0	6
Gambling Offenses	0	0	0	0	0	0	0	0	0	0	0	0
Homicide Offenses	3	0	0	3	1	0	0	1	0	0	0	0
Kidnapping/Abduction	4	2	0	6	0	0	0	0	2	0	0	2
Larceny/Theft Offenses	511	101	1	613	24	0	0	24	91	7	0	98
Motor Vehicle Theft	8	2	0	10	3	1	0	4	4	0	0	4
Pornography/Obscene Material	0	0	0	0	0	0	0	0	0	0	0	0
Prostitution Offenses	11	0	0	11	0	0	0	0	0	0	0	0
Robbery	14	5	0	19	0	0	0	0	0	0	0	0
Sex Offenses, Forcible	7	3	0	10	0	0	0	0	4	0	0	4
Sex Offenses, Nonforcible	0	0	0	0	0	0	0	0	1	0	0	1
Stolen Property Offenses (Receiving, etc.)	85	13	1	99	3	0	0	3	13	0	0	13
Weapon Law Violations	44	4	0	48	8	0	0	8	9	0	0	9
TOTAL GROUP-A ARRESTS	2,946	296	4	3,246	113	1	0	114	524	12	0	536

GROUP-B	ADULT	JUV	UNK	TOTAL	ADULT	JUV	UNK	TOTAL	ADULT	JUV	UNK	TOTAL
Bad Checks	0	0	0	0	0	0	0	0	0	0	0	0
Curfew/Loitering/Vagrancy Violations	3	0	0	3	0	0	0	0	0	0	0	0
Disorderly Conduct	340	37	2	379	0	0	0	0	22	1	0	23
Driving Under the Influence	434	1	0	435	17	0	0	17	98	1	1	100
Drunkenness	823	28	6	857	10	0	0	10	121	0	0	121
Family Offenses, Nonviolent	87	0	0	87	2	0	0	2	24	0	0	24
Liquor Law Violations	94	20	0	114	0	0	0	0	6	3	0	9
Peeping Tom	0	0	0	0	0	0	0	0	0	0	0	0
Runaway	2	12	0	14	0	0	0	0	0	0	0	0
Trespass of Real Property	108	32	1	141	2	0	0	2	14	0	0	14
All Other Offenses	1,445	44	0	1,489	70	0	0	70	267	3	0	270
TOTAL GROUP-B ARRESTS	3,336	174	9	3,519	101	0	0	101	552	8	1	561

TOTAL CRIMES	6,282	470	13	6,765	214	1	0	215	1,076	20	1	1,097
---------------------	--------------	------------	-----------	--------------	------------	----------	----------	------------	--------------	-----------	----------	--------------

Asterisks (**) next to a county name indicate that one or more agencies within that county submitted summary data for at least a portion 2011. Additional data for these agencies can be found under the "Kentucky's Summary Agencies" section.

2011 TOTAL ARRESTS BY COUNTY - ADULT AND JUVENILE

GROUP-A	CARTER				CASEY				CHRISTIAN			
	ADULT	JUV	UNK	TOTAL	ADULT	JUV	UNK	TOTAL	ADULT	JUV	UNK	TOTAL
Arson	1	0	0	1	2	0	0	2	3	0	0	3
Assault Offenses	152	6	0	158	120	6	0	126	723	69	1	793
Bribery	0	0	0	0	0	0	0	0	10	2	0	12
Burglary / Breaking and Entering	43	1	0	44	46	0	0	46	121	26	0	147
Counterfeiting/Forgery	15	0	0	15	16	0	0	16	183	4	0	187
Destruction/Damage/Vandalism of Property	21	0	0	21	50	3	0	53	92	17	1	110
Drug/Narcotic Offenses	195	6	0	201	254	9	0	263	1,100	61	0	1,161
Embezzlement	0	0	0	0	0	0	0	0	0	0	0	0
Extortion/Blackmail	0	0	0	0	0	0	0	0	1	0	0	1
Fraud Offenses	8	0	0	8	5	0	0	5	120	1	0	121
Gambling Offenses	0	0	0	0	1	0	0	1	0	0	0	0
Homicide Offenses	0	0	0	0	1	0	0	1	7	0	0	7
Kidnapping/Abduction	5	0	0	5	1	0	0	1	18	3	0	21
Larceny/Theft Offenses	121	7	0	128	268	5	44	317	665	50	1	716
Motor Vehicle Theft	7	0	0	7	5	4	0	9	19	3	0	22
Pornography/Obscene Material	0	0	0	0	0	0	0	0	2	3	0	5
Prostitution Offenses	0	0	0	0	0	0	0	0	2	0	0	2
Robbery	8	0	0	8	1	0	0	1	34	5	0	39
Sex Offenses, Forcible	9	0	1	10	2	0	0	2	44	18	0	62
Sex Offenses, Nonforcible	2	0	0	2	1	0	0	1	0	0	0	0
Stolen Property Offenses (Receiving, etc.)	14	0	0	14	24	0	0	24	115	7	0	122
Weapon Law Violations	9	0	0	9	2	0	0	2	61	6	0	67
TOTAL GROUP-A ARRESTS	610	20	1	631	799	27	44	870	3,320	275	3	3,598

GROUP-B	ADULT	JUV	UNK	TOTAL	ADULT	JUV	UNK	TOTAL	ADULT	JUV	UNK	TOTAL
Bad Checks	0	0	0	0	0	0	0	0	0	0	0	0
Curfew/Loitering/Vagrancy Violations	1	0	0	1	0	0	0	0	0	0	0	0
Disorderly Conduct	13	1	0	14	25	2	0	27	246	25	0	271
Driving Under the Influence	166	0	0	166	120	1	0	121	563	2	0	565
Drunkenness	83	4	1	88	103	2	0	105	478	8	0	486
Family Offenses, Nonviolent	18	0	0	18	12	0	0	12	95	2	0	97
Liquor Law Violations	17	1	0	18	2	2	0	4	20	5	0	25
Peeping Tom	0	0	0	0	0	0	0	0	0	0	0	0
Runaway	0	0	0	0	0	0	0	0	0	3	0	3
Trespass of Real Property	14	0	0	14	30	0	0	30	68	1	0	69
All Other Offenses	1,169	2	0	1,171	208	3	4	215	1,988	159	0	2,147
TOTAL GROUP-B ARRESTS	1,481	8	1	1,490	500	10	4	514	3,458	205	0	3,663

TOTAL CRIMES	2,091	28	2	2,121	1,299	37	48	1,384	6,778	480	3	7,261
---------------------	--------------	-----------	----------	--------------	--------------	-----------	-----------	--------------	--------------	------------	----------	--------------

2011 TOTAL ARRESTS BY COUNTY - ADULT AND JUVENILE

GROUP-A	** CLARK **				CLAY				CLINTON			
	ADULT	JUV	UNK	TOTAL	ADULT	JUV	UNK	TOTAL	ADULT	JUV	UNK	TOTAL
Arson	2	0	0	2	0	0	0	0	0	0	0	0
Assault Offenses	187	2	0	189	94	17	0	111	9	2	0	11
Bribery	0	0	0	0	0	0	0	0	0	0	0	0
Burglary / Breaking and Entering	62	0	0	62	24	0	0	24	0	0	0	0
Counterfeiting/Forgery	88	0	0	88	14	0	0	14	1	0	0	1
Destruction/Damage/Vandalism of Property	38	6	1	45	23	0	0	23	0	0	0	0
Drug/Narcotic Offenses	350	0	0	350	343	2	0	345	4	0	0	4
Embezzlement	0	0	0	0	0	0	0	0	0	0	0	0
Extortion/Blackmail	0	0	0	0	0	0	0	0	0	0	0	0
Fraud Offenses	60	0	1	61	3	0	0	3	0	0	0	0
Gambling Offenses	0	0	0	0	0	0	0	0	0	0	0	0
Homicide Offenses	4	0	0	4	3	0	0	3	1	0	0	1
Kidnapping/Abduction	5	0	0	5	4	0	0	4	0	0	0	0
Larceny/Theft Offenses	618	11	3	632	130	2	0	132	18	0	0	18
Motor Vehicle Theft	6	0	0	6	2	0	0	2	0	0	0	0
Pornography/Obscene Material	1	0	0	1	0	0	0	0	0	0	0	0
Prostitution Offenses	1	0	0	1	0	0	0	0	0	0	0	0
Robbery	20	0	0	20	2	0	0	2	0	0	0	0
Sex Offenses, Forcible	19	2	1	22	15	1	0	16	0	0	0	0
Sex Offenses, Nonforcible	9	0	0	9	3	0	0	3	0	0	0	0
Stolen Property Offenses (Receiving, etc.)	112	1	0	113	12	0	0	12	3	0	0	3
Weapon Law Violations	19	0	0	19	5	0	0	5	1	0	0	1
TOTAL GROUP-A ARRESTS	1,601	22	6	1,629	677	22	0	699	37	2	0	39

GROUP-B	ADULT	JUV	UNK	TOTAL	ADULT	JUV	UNK	TOTAL	ADULT	JUV	UNK	TOTAL
Bad Checks	0	0	0	0	0	0	0	0	0	0	0	0
Curfew/Loitering/Vagrancy Violations	0	0	0	0	0	0	0	0	0	0	0	0
Disorderly Conduct	53	0	0	53	43	7	0	50	1	2	0	3
Driving Under the Influence	138	0	0	138	142	1	0	143	22	0	0	22
Drunkenness	350	0	0	350	238	3	0	241	5	1	0	6
Family Offenses, Nonviolent	26	0	0	26	3	0	0	3	2	0	0	2
Liquor Law Violations	4	0	0	4	3	2	0	5	3	0	0	3
Peeping Tom	0	0	0	0	0	0	0	0	0	0	0	0
Runaway	0	0	0	0	0	0	0	0	0	0	0	0
Trespass of Real Property	43	3	1	47	10	0	0	10	1	0	0	1
All Other Offenses	712	1	2	715	554	1	0	555	39	2	0	41
TOTAL GROUP-B ARRESTS	1,326	4	3	1,333	993	14	0	1,007	73	5	0	78

TOTAL CRIMES	2,927	26	9	2,962	1,670	36	0	1,706	110	7	0	117
---------------------	--------------	-----------	----------	--------------	--------------	-----------	----------	--------------	------------	----------	----------	------------

Asterisks (**) next to a county name indicate that one or more agencies within that county submitted summary data for at least a portion 2011. Additional data for these agencies can be found under the "Kentucky's Summary Agencies" section.

2011 TOTAL ARRESTS BY COUNTY - ADULT AND JUVENILE

GROUP-A	CRITTENDEN				CUMBERLAND				DAVISS			
	ADULT	JUV	UNK	TOTAL	ADULT	JUV	UNK	TOTAL	ADULT	JUV	UNK	TOTAL
Arson	0	0	0	0	0	0	0	0	5	5	1	11
Assault Offenses	43	0	0	43	40	0	1	41	655	214	2	871
Bribery	0	0	0	0	0	0	0	0	0	0	0	0
Burglary / Breaking and Entering	11	0	0	11	2	0	0	2	174	10	0	184
Counterfeiting/Forgery	35	0	0	35	2	0	0	2	105	0	0	105
Destruction/Damage/Vandalism of Property	7	0	0	7	13	0	0	13	102	158	0	260
Drug/Narcotic Offenses	96	2	0	98	86	0	0	86	2,040	106	0	2,146
Embezzlement	0	0	0	0	0	0	0	0	0	0	0	0
Extortion/Blackmail	0	0	0	0	1	0	0	1	0	0	0	0
Fraud Offenses	3	0	0	3	0	0	0	0	126	2	1	129
Gambling Offenses	0	0	0	0	0	0	0	0	0	0	0	0
Homicide Offenses	0	0	0	0	1	0	0	1	1	0	0	1
Kidnapping/Abduction	0	0	0	0	0	0	0	0	6	1	0	7
Larceny/Theft Offenses	214	0	1	215	135	1	2	138	1,260	117	7	1,384
Motor Vehicle Theft	5	0	0	5	1	0	0	1	26	4	0	30
Pornography/Obscene Material	0	0	0	0	0	0	0	0	1	55	0	56
Prostitution Offenses	0	0	0	0	0	0	0	0	0	0	0	0
Robbery	1	0	0	1	0	0	0	0	33	1	0	34
Sex Offenses, Forcible	0	0	0	0	0	1	0	1	68	9	0	77
Sex Offenses, Nonforcible	0	0	0	0	0	0	0	0	9	0	0	9
Stolen Property Offenses (Receiving, etc.)	7	0	0	7	5	0	0	5	127	38	1	166
Weapon Law Violations	6	0	0	6	1	0	0	1	57	7	0	64
TOTAL GROUP-A ARRESTS	428	2	1	431	287	2	3	292	4,795	727	12	5,534

GROUP-B	ADULT	JUV	UNK	TOTAL	ADULT	JUV	UNK	TOTAL	ADULT	JUV	UNK	TOTAL
Bad Checks	0	0	0	0	0	0	0	0	0	0	0	0
Curfew/Loitering/Vagrancy Violations	0	0	0	0	0	0	0	0	0	0	0	0
Disorderly Conduct	5	0	0	5	7	0	0	7	257	109	1	367
Driving Under the Influence	36	1	0	37	47	0	0	47	823	8	0	831
Drunkenness	28	0	0	28	21	0	0	21	680	37	0	717
Family Offenses, Nonviolent	9	0	0	9	19	0	0	19	104	0	0	104
Liquor Law Violations	34	0	4	38	0	0	0	0	100	22	0	122
Peeping Tom	0	0	0	0	0	0	0	0	0	0	0	0
Runaway	0	0	0	0	0	0	0	0	2	34	0	36
Trespass of Real Property	12	0	0	12	5	1	0	6	187	47	0	234
All Other Offenses	96	0	0	96	47	0	0	47	2,075	200	3	2,278
TOTAL GROUP-B ARRESTS	220	1	4	225	146	1	0	147	4,228	457	4	4,689

TOTAL CRIMES	648	3	5	656	433	3	3	439	9,023	1,184	16	10,223
---------------------	------------	----------	----------	------------	------------	----------	----------	------------	--------------	--------------	-----------	---------------

2011 TOTAL ARRESTS BY COUNTY - ADULT AND JUVENILE

GROUP-A	EDMONSON				ELLIOTT				ESTILL			
	ADULT	JUV	UNK	TOTAL	ADULT	JUV	UNK	TOTAL	ADULT	JUV	UNK	TOTAL
Arson	0	0	0	0	0	0	0	0	0	0	0	0
Assault Offenses	32	0	0	32	12	2	0	14	84	5	0	89
Bribery	0	0	0	0	0	0	0	0	0	0	0	0
Burglary / Breaking and Entering	12	0	0	12	12	0	0	12	20	1	0	21
Counterfeiting/Forgery	1	0	0	1	23	0	0	23	12	0	0	12
Destruction/Damage/Vandalism of Property	4	0	0	4	0	1	0	1	9	5	0	14
Drug/Narcotic Offenses	54	0	0	54	125	0	0	125	133	1	0	134
Embezzlement	0	0	0	0	0	0	0	0	0	0	0	0
Extortion/Blackmail	0	0	0	0	0	0	0	0	0	0	0	0
Fraud Offenses	2	0	0	2	2	0	0	2	1	0	0	1
Gambling Offenses	0	0	0	0	0	0	0	0	0	0	0	0
Homicide Offenses	0	0	0	0	3	0	0	3	0	0	0	0
Kidnapping/Abduction	3	0	0	3	0	0	0	0	0	0	0	0
Larceny/Theft Offenses	19	1	0	20	23	0	0	23	45	0	0	45
Motor Vehicle Theft	0	0	0	0	0	0	0	0	3	1	0	4
Pornography/Obscene Material	0	0	0	0	0	0	0	0	0	0	0	0
Prostitution Offenses	0	0	0	0	0	0	0	0	0	0	0	0
Robbery	0	0	0	0	5	0	0	5	2	0	0	2
Sex Offenses, Forcible	6	1	0	7	15	0	0	15	2	1	0	3
Sex Offenses, Nonforcible	1	0	0	1	0	0	0	0	0	0	0	0
Stolen Property Offenses (Receiving, etc.)	3	0	0	3	4	0	0	4	9	2	0	11
Weapon Law Violations	0	0	0	0	3	0	0	3	11	0	0	11
TOTAL GROUP-A ARRESTS	137	2	0	139	227	3	0	230	331	16	0	347

GROUP-B	ADULT	JUV	UNK	TOTAL	ADULT	JUV	UNK	TOTAL	ADULT	JUV	UNK	TOTAL
Bad Checks	0	0	0	0	0	0	0	0	0	0	0	0
Curfew/Loitering/Vagrancy Violations	0	0	0	0	0	0	0	0	0	0	0	0
Disorderly Conduct	6	1	0	7	2	0	0	2	10	1	0	11
Driving Under the Influence	14	0	0	14	48	0	0	48	52	0	0	52
Drunkenness	15	1	0	16	6	0	0	6	87	5	0	92
Family Offenses, Nonviolent	1	0	0	1	0	0	0	0	6	0	0	6
Liquor Law Violations	0	0	0	0	0	0	0	0	1	0	0	1
Peeping Tom	0	0	0	0	0	0	0	0	0	0	0	0
Runaway	0	0	0	0	0	0	0	0	0	1	0	1
Trespass of Real Property	2	0	0	2	1	0	0	1	8	0	0	8
All Other Offenses	84	0	0	84	303	0	0	303	591	3	0	594
TOTAL GROUP-B ARRESTS	122	2	0	124	360	0	0	360	755	10	0	765

TOTAL CRIMES	259	4	0	263	587	3	0	590	1,086	26	0	1,112
---------------------	------------	----------	----------	------------	------------	----------	----------	------------	--------------	-----------	----------	--------------

2011 TOTAL ARRESTS BY COUNTY - ADULT AND JUVENILE

GROUP-A	** FAYETTE **				FLEMING				FLOYD			
	ADULT	JUV	UNK	TOTAL	ADULT	JUV	UNK	TOTAL	ADULT	JUV	UNK	TOTAL
Arson	1	0	0	1	0	0	0	0	0	4	0	4
Assault Offenses	367	115	1	483	42	7	0	49	265	4	0	269
Bribery	0	0	0	0	0	0	0	0	3	0	0	3
Burglary / Breaking and Entering	105	84	0	189	13	0	0	13	20	0	0	20
Counterfeiting/Forgery	871	0	0	871	33	0	0	33	19	0	0	19
Destruction/Damage/Vandalism of Property	83	18	0	101	7	4	0	11	23	4	0	27
Drug/Narcotic Offenses	1,546	78	0	1,624	84	0	0	84	822	1	0	823
Embezzlement	0	0	0	0	0	0	0	0	0	0	0	0
Extortion/Blackmail	0	0	0	0	0	0	0	0	0	0	0	0
Fraud Offenses	173	5	1	179	6	0	0	6	7	0	0	7
Gambling Offenses	2	0	0	2	0	0	0	0	0	0	0	0
Homicide Offenses	3	1	0	4	3	0	0	3	4	0	0	4
Kidnapping/Abduction	15	0	0	15	1	0	0	1	7	0	0	7
Larceny/Theft Offenses	1,517	296	2	1,815	54	14	4	72	176	0	0	176
Motor Vehicle Theft	27	8	0	35	1	0	0	1	2	0	0	2
Pornography/Obscene Material	4	0	0	4	0	0	0	0	3	0	0	3
Prostitution Offenses	117	0	0	117	0	0	0	0	2	0	0	2
Robbery	25	9	0	34	3	0	0	3	2	0	0	2
Sex Offenses, Forcible	7	12	0	19	5	2	0	7	3	0	0	3
Sex Offenses, Nonforcible	1	0	0	1	0	0	0	0	0	0	0	0
Stolen Property Offenses (Receiving, etc.)	262	55	0	317	5	0	0	5	39	0	0	39
Weapon Law Violations	88	12	0	100	0	0	0	0	21	0	0	21
TOTAL GROUP-A ARRESTS	5,214	693	4	5,911	257	27	4	288	1,418	13	0	1,431

GROUP-B	ADULT	JUV	UNK	TOTAL	ADULT	JUV	UNK	TOTAL	ADULT	JUV	UNK	TOTAL
Bad Checks	0	0	0	0	0	0	0	0	0	0	0	0
Curfew/Loitering/Vagrancy Violations	76	0	0	76	0	0	0	0	0	0	0	0
Disorderly Conduct	220	85	3	308	8	0	0	8	71	2	0	73
Driving Under the Influence	756	2	0	758	56	0	0	56	411	6	0	417
Drunkenness	1,054	20	1	1,075	37	3	0	40	384	2	0	386
Family Offenses, Nonviolent	98	2	0	100	8	0	0	8	12	0	0	12
Liquor Law Violations	302	10	0	312	4	1	0	5	3	0	0	3
Peeping Tom	2	0	0	2	0	0	0	0	0	0	0	0
Runaway	9	79	0	88	0	0	0	0	0	0	0	0
Trespass of Real Property	347	38	0	385	0	14	0	14	21	0	0	21
All Other Offenses	1,903	138	2	2,043	415	1	0	416	1,596	1	0	1,597
TOTAL GROUP-B ARRESTS	4,767	374	6	5,147	528	19	0	547	2,498	11	0	2,509

TOTAL CRIMES	9,981	####	10	11,058	785	46	4	835	3,916	24	0	3,940
---------------------	--------------	-------------	-----------	---------------	------------	-----------	----------	------------	--------------	-----------	----------	--------------

Asterisks (**) next to a county name indicate that one or more agencies within that county submitted summary data for at least a portion 2011. Additional data for these agencies can be found under the "Kentucky's Summary Agencies" section.

2011 TOTAL ARRESTS BY COUNTY - ADULT AND JUVENILE

GROUP-A	** FRANKLIN **				FULTON				GALLATIN			
	ADULT	JUV	UNK	TOTAL	ADULT	JUV	UNK	TOTAL	ADULT	JUV	UNK	TOTAL
Arson	5	1	0	6	1	0	0	1	0	0	0	0
Assault Offenses	373	38	0	411	129	6	0	135	67	0	0	67
Bribery	0	0	0	0	0	0	0	0	0	0	0	0
Burglary / Breaking and Entering	89	6	0	95	11	0	0	11	9	0	0	9
Counterfeiting/Forgery	120	0	0	120	5	0	0	5	2	0	0	2
Destruction/Damage/Vandalism of Property	54	12	1	67	13	3	0	16	11	1	0	12
Drug/Narcotic Offenses	749	32	0	781	121	4	0	125	253	6	0	259
Embezzlement	0	0	0	0	0	0	0	0	0	0	0	0
Extortion/Blackmail	0	0	0	0	0	0	0	0	0	0	0	0
Fraud Offenses	50	0	2	52	4	0	0	4	2	0	1	3
Gambling Offenses	0	0	0	0	0	0	0	0	0	0	0	0
Homicide Offenses	2	0	0	2	7	0	0	7	0	0	0	0
Kidnapping/Abduction	4	0	0	4	3	0	0	3	1	0	0	1
Larceny/Theft Offenses	415	22	4	441	128	2	0	130	49	0	1	50
Motor Vehicle Theft	6	4	0	10	4	1	0	5	1	0	0	1
Pornography/Obscene Material	0	0	0	0	1	0	0	1	0	0	0	0
Prostitution Offenses	0	0	0	0	2	0	0	2	0	0	0	0
Robbery	10	0	0	10	0	0	0	0	0	0	0	0
Sex Offenses, Forcible	9	3	0	12	5	0	0	5	0	0	0	0
Sex Offenses, Nonforcible	0	0	0	0	0	0	0	0	0	0	0	0
Stolen Property Offenses (Receiving, etc.)	59	6	0	65	1	0	0	1	8	0	0	8
Weapon Law Violations	49	1	0	50	5	0	0	5	7	0	0	7
TOTAL GROUP-A ARRESTS	1,994	125	7	2,126	440	16	0	456	410	7	2	419

GROUP-B	ADULT	JUV	UNK	TOTAL	ADULT	JUV	UNK	TOTAL	ADULT	JUV	UNK	TOTAL
Bad Checks	0	0	0	0	0	0	0	0	0	0	0	0
Curfew/Loitering/Vagrancy Violations	1	0	0	1	0	0	0	0	0	0	0	0
Disorderly Conduct	163	27	0	190	23	4	0	27	14	0	0	14
Driving Under the Influence	365	1	0	366	63	0	0	63	169	0	0	169
Drunkenness	248	9	1	258	46	1	0	47	54	0	0	54
Family Offenses, Nonviolent	61	0	0	61	16	0	0	16	5	0	0	5
Liquor Law Violations	13	1	0	14	5	0	0	5	0	0	0	0
Peeping Tom	1	0	0	1	0	0	0	0	0	0	0	0
Runaway	1	5	0	6	0	0	0	0	0	0	0	0
Trespass of Real Property	38	6	0	44	16	4	0	20	4	0	0	4
All Other Offenses	2,237	36	3	2,276	339	1	2	342	198	3	1	202
TOTAL GROUP-B ARRESTS	3,128	85	4	3,217	508	10	2	520	444	3	1	448

TOTAL CRIMES	5,122	210	11	5,343	948	26	2	976	854	10	3	867
---------------------	--------------	------------	-----------	--------------	------------	-----------	----------	------------	------------	-----------	----------	------------

Asterisks (**) next to a county name indicate that one or more agencies within that county submitted summary data for at least a portion 2011. Additional data for these agencies can be found under the "Kentucky's Summary Agencies" section.

2011 TOTAL ARRESTS BY COUNTY - ADULT AND JUVENILE

GROUP-A	GARRARD				GRANT				GRAVES			
	ADULT	JUV	UNK	TOTAL	ADULT	JUV	UNK	TOTAL	ADULT	JUV	UNK	TOTAL
Arson	0	0	0	0	0	0	0	0	0	0	0	0
Assault Offenses	85	6	2	93	114	10	0	124	434	31	0	465
Bribery	0	0	0	0	0	0	0	0	4	0	0	4
Burglary / Breaking and Entering	28	0	0	28	16	10	0	26	94	6	0	100
Counterfeiting/Forgery	5	0	0	5	58	1	0	59	50	0	0	50
Destruction/Damage/Vandalism of Property	9	0	0	9	14	10	0	24	106	5	0	111
Drug/Narcotic Offenses	121	1	0	122	284	13	0	297	728	23	2	753
Embezzlement	0	0	0	0	0	0	0	0	0	0	0	0
Extortion/Blackmail	0	0	0	0	0	0	0	0	0	0	0	0
Fraud Offenses	8	0	1	9	7	2	0	9	49	0	0	49
Gambling Offenses	1	0	0	1	0	0	0	0	0	0	0	0
Homicide Offenses	0	0	0	0	0	0	0	0	4	0	0	4
Kidnapping/Abduction	2	0	0	2	6	0	0	6	14	0	0	14
Larceny/Theft Offenses	110	1	26	137	180	12	0	192	419	7	1	427
Motor Vehicle Theft	4	0	0	4	5	2	0	7	27	1	0	28
Pornography/Obscene Material	5	0	0	5	0	0	0	0	1	0	0	1
Prostitution Offenses	0	0	0	0	0	0	0	0	0	0	0	0
Robbery	5	0	0	5	7	0	0	7	10	0	0	10
Sex Offenses, Forcible	45	0	0	45	11	0	0	11	51	3	0	54
Sex Offenses, Nonforcible	2	0	0	2	3	0	0	3	1	0	0	1
Stolen Property Offenses (Receiving, etc.)	17	0	0	17	43	5	0	48	75	5	0	80
Weapon Law Violations	4	0	0	4	23	0	0	23	80	0	0	80
TOTAL GROUP-A ARRESTS	451	8	29	488	771	65	0	836	2,147	81	3	2,231

GROUP-B	ADULT	JUV	UNK	TOTAL	ADULT	JUV	UNK	TOTAL	ADULT	JUV	UNK	TOTAL
Bad Checks	0	0	0	0	0	0	0	0	0	0	0	0
Curfew/Loitering/Vagrancy Violations	0	0	0	0	0	0	0	0	0	0	0	0
Disorderly Conduct	11	2	0	13	33	9	0	42	125	5	0	130
Driving Under the Influence	72	0	0	72	118	1	0	119	440	3	0	443
Drunkenness	43	2	0	45	51	3	0	54	292	3	2	297
Family Offenses, Nonviolent	11	0	0	11	37	0	0	37	69	0	0	69
Liquor Law Violations	2	0	0	2	2	1	0	3	24	1	0	25
Peeping Tom	0	0	0	0	0	0	0	0	0	0	0	0
Runaway	0	0	0	0	0	0	0	0	0	0	0	0
Trespass of Real Property	13	0	1	14	12	2	0	14	64	0	0	64
All Other Offenses	361	1	1	363	526	10	3	539	831	15	0	846
TOTAL GROUP-B ARRESTS	513	5	2	520	779	26	3	808	1,845	27	2	1,874

TOTAL CRIMES	964	13	31	1,008	1,550	91	3	1,644	3,992	108	5	4,105
---------------------	------------	-----------	-----------	--------------	--------------	-----------	----------	--------------	--------------	------------	----------	--------------

2011 TOTAL ARRESTS BY COUNTY - ADULT AND JUVENILE

GROUP-A	GRAYSON				GREEN				GREENUP			
	ADULT	JUV	UNK	TOTAL	ADULT	JUV	UNK	TOTAL	ADULT	JUV	UNK	TOTAL
Arson	0	0	0	0	2	0	0	2	4	2	0	6
Assault Offenses	159	6	0	165	107	7	0	114	104	0	0	104
Bribery	2	0	0	2	0	0	0	0	1	0	0	1
Burglary / Breaking and Entering	20	0	1	21	14	0	0	14	24	2	0	26
Counterfeiting/Forgery	23	0	0	23	19	0	0	19	6	0	0	6
Destruction/Damage/Vandalism of Property	42	4	0	46	18	2	0	20	6	0	0	6
Drug/Narcotic Offenses	164	3	0	167	115	5	0	120	149	0	0	149
Embezzlement	0	0	0	0	0	0	0	0	0	0	0	0
Extortion/Blackmail	0	0	0	0	0	0	0	0	0	0	0	0
Fraud Offenses	12	0	0	12	5	0	0	5	1	0	0	1
Gambling Offenses	0	0	0	0	0	0	0	0	0	0	0	0
Homicide Offenses	1	0	0	1	0	0	0	0	0	0	0	0
Kidnapping/Abduction	1	0	0	1	3	0	0	3	0	0	0	0
Larceny/Theft Offenses	452	3	2	457	168	1	2	171	87	1	0	88
Motor Vehicle Theft	5	0	0	5	1	0	0	1	2	0	0	2
Pornography/Obscene Material	2	0	0	2	0	0	0	0	0	0	0	0
Prostitution Offenses	0	0	0	0	0	0	0	0	1	0	0	1
Robbery	1	0	0	1	2	0	0	2	0	0	0	0
Sex Offenses, Forcible	10	1	0	11	3	4	0	7	3	2	0	5
Sex Offenses, Nonforcible	1	0	0	1	0	0	0	0	0	0	0	0
Stolen Property Offenses (Receiving, etc.)	10	0	0	10	10	0	0	10	5	0	0	5
Weapon Law Violations	5	0	0	5	3	2	0	5	3	0	0	3
TOTAL GROUP-A ARRESTS	910	17	3	930	470	21	2	493	396	7	0	403

GROUP-B	ADULT	JUV	UNK	TOTAL	ADULT	JUV	UNK	TOTAL	ADULT	JUV	UNK	TOTAL
Bad Checks	0	0	0	0	0	0	0	0	0	0	0	0
Curfew/Loitering/Vagrancy Violations	0	0	0	0	0	0	0	0	1	0	0	1
Disorderly Conduct	41	0	0	41	15	0	0	15	18	0	0	18
Driving Under the Influence	112	0	0	112	56	2	0	58	146	1	0	147
Drunkenness	100	0	0	100	29	3	1	33	84	0	1	85
Family Offenses, Nonviolent	39	2	0	41	7	0	0	7	6	0	0	6
Liquor Law Violations	8	0	0	8	1	1	0	2	0	0	0	0
Peeping Tom	0	0	0	0	0	0	0	0	0	0	0	0
Runaway	0	0	0	0	0	0	0	0	0	1	0	1
Trespass of Real Property	31	0	0	31	15	0	0	15	11	0	0	11
All Other Offenses	304	0	0	304	285	3	2	290	588	0	1	589
TOTAL GROUP-B ARRESTS	635	2	0	637	408	9	3	420	854	2	2	858

TOTAL CRIMES	1,545	19	3	1,567	878	30	5	913	1,250	9	2	1,261
---------------------	--------------	-----------	----------	--------------	------------	-----------	----------	------------	--------------	----------	----------	--------------

2011 TOTAL ARRESTS BY COUNTY - ADULT AND JUVENILE

GROUP-A	HANCOCK				HARDIN				HARLAN			
	ADULT	JUV	UNK	TOTAL	ADULT	JUV	UNK	TOTAL	ADULT	JUV	UNK	TOTAL
Arson	1	0	0	1	9	3	0	12	0	0	0	0
Assault Offenses	41	1	0	42	561	82	0	643	312	27	0	339
Bribery	0	0	0	0	1	0	0	1	1	0	0	1
Burglary / Breaking and Entering	5	0	0	5	71	15	0	86	40	5	0	45
Counterfeiting/Forgery	7	0	0	7	571	3	0	574	50	0	0	50
Destruction/Damage/Vandalism of Property	1	0	0	1	87	21	0	108	50	12	0	62
Drug/Narcotic Offenses	86	4	0	90	1,221	53	0	1,274	519	21	0	540
Embezzlement	0	0	0	0	0	0	0	0	0	0	0	0
Extortion/Blackmail	0	0	0	0	0	0	0	0	0	0	0	0
Fraud Offenses	2	0	0	2	134	0	0	134	24	0	0	24
Gambling Offenses	0	0	0	0	1	0	0	1	0	0	0	0
Homicide Offenses	0	0	0	0	4	0	0	4	6	0	0	6
Kidnapping/Abduction	0	0	0	0	6	1	0	7	10	0	0	10
Larceny/Theft Offenses	13	0	0	13	1,362	86	6	1,454	227	10	6	243
Motor Vehicle Theft	1	0	0	1	31	0	0	31	6	0	0	6
Pornography/Obscene Material	0	0	0	0	5	1	0	6	0	0	0	0
Prostitution Offenses	0	0	0	0	0	0	0	0	6	0	0	6
Robbery	0	0	0	0	45	0	0	45	15	0	0	15
Sex Offenses, Forcible	4	0	0	4	24	5	0	29	24	0	0	24
Sex Offenses, Nonforcible	1	0	0	1	11	0	0	11	6	0	0	6
Stolen Property Offenses (Receiving, etc.)	11	0	0	11	101	19	0	120	39	0	0	39
Weapon Law Violations	2	0	0	2	72	9	0	81	16	3	0	19
TOTAL GROUP-A ARRESTS	175	5	0	180	4,317	298	6	4,621	1,351	78	6	1,435

GROUP-B	ADULT	JUV	UNK	TOTAL	ADULT	JUV	UNK	TOTAL	ADULT	JUV	UNK	TOTAL
Bad Checks	0	0	0	0	0	0	0	0	0	0	0	0
Curfew/Loitering/Vagrancy Violations	0	0	0	0	0	0	0	0	2	0	0	2
Disorderly Conduct	0	0	0	0	78	43	0	121	86	34	0	120
Driving Under the Influence	26	1	0	27	839	7	2	848	370	0	0	370
Drunkenness	14	1	0	15	256	12	2	270	226	17	0	243
Family Offenses, Nonviolent	4	0	0	4	96	0	0	96	16	0	0	16
Liquor Law Violations	0	0	0	0	34	5	0	39	8	3	0	11
Peeping Tom	2	0	0	2	0	0	0	0	0	0	0	0
Runaway	0	1	0	1	2	4	0	6	0	1	0	1
Trespass of Real Property	5	0	0	5	60	10	0	70	50	3	0	53
All Other Offenses	38	0	0	38	1,724	99	0	1,823	2,197	11	4	2,212
TOTAL GROUP-B ARRESTS	89	3	0	92	3,089	180	4	3,273	2,955	69	4	3,028

TOTAL CRIMES	264	8	0	272	7,406	478	10	7,894	4,306	147	10	4,463
---------------------	------------	----------	----------	------------	--------------	------------	-----------	--------------	--------------	------------	-----------	--------------

2011 TOTAL ARRESTS BY COUNTY - ADULT AND JUVENILE

GROUP-A	HARRISON				HART				** HENDERSON **			
	ADULT	JUV	UNK	TOTAL	ADULT	JUV	UNK	TOTAL	ADULT	JUV	UNK	TOTAL
Arson	4	0	0	4	0	0	0	0	0	0	0	0
Assault Offenses	118	7	0	125	86	5	0	91	450	101	1	552
Bribery	0	0	0	0	1	0	0	1	1	0	0	1
Burglary / Breaking and Entering	16	0	0	16	68	2	0	70	65	19	1	85
Counterfeiting/Forgery	120	0	0	120	14	0	0	14	160	0	0	160
Destruction/Damage/Vandalism of Property	7	0	0	7	55	2	0	57	88	27	0	115
Drug/Narcotic Offenses	66	3	0	69	436	0	0	436	485	32	1	518
Embezzlement	0	0	0	0	0	0	0	0	0	0	0	0
Extortion/Blackmail	0	0	0	0	0	0	0	0	0	0	0	0
Fraud Offenses	7	0	0	7	19	0	0	19	23	0	0	23
Gambling Offenses	0	0	0	0	0	0	0	0	0	0	0	0
Homicide Offenses	0	0	0	0	3	0	0	3	2	0	0	2
Kidnapping/Abduction	1	0	0	1	1	0	0	1	11	0	0	11
Larceny/Theft Offenses	314	3	2	319	373	0	2	375	865	69	1	935
Motor Vehicle Theft	3	0	0	3	7	0	0	7	24	9	0	33
Pornography/Obscene Material	1	0	0	1	6	0	0	6	5	6	0	11
Prostitution Offenses	1	0	0	1	0	0	0	0	0	0	0	0
Robbery	6	0	0	6	0	0	0	0	3	0	0	3
Sex Offenses, Forcible	3	0	0	3	10	0	0	10	15	5	0	20
Sex Offenses, Nonforcible	0	0	0	0	1	0	0	1	3	0	0	3
Stolen Property Offenses (Receiving, etc.)	24	0	0	24	12	0	0	12	63	6	0	69
Weapon Law Violations	19	2	0	21	13	0	0	13	32	3	0	35
TOTAL GROUP-A ARRESTS	710	15	2	727	1,105	9	2	1,116	2,295	277	4	2,576

GROUP-B	ADULT	JUV	UNK	TOTAL	ADULT	JUV	UNK	TOTAL	ADULT	JUV	UNK	TOTAL
Bad Checks	0	0	0	0	0	0	0	0	0	0	0	0
Curfew/Loitering/Vagrancy Violations	0	0	0	0	0	0	0	0	0	0	0	0
Disorderly Conduct	40	0	0	40	8	0	0	8	103	13	0	116
Driving Under the Influence	97	1	0	98	84	0	0	84	540	6	0	546
Drunkenness	139	3	0	142	47	0	0	47	232	10	0	242
Family Offenses, Nonviolent	9	0	0	9	21	0	0	21	93	0	0	93
Liquor Law Violations	14	1	0	15	8	0	0	8	30	18	0	48
Peeping Tom	0	0	0	0	0	0	0	0	0	0	0	0
Runaway	1	0	0	1	0	0	0	0	0	1	0	1
Trespass of Real Property	42	1	0	43	9	1	0	10	33	4	0	37
All Other Offenses	836	2	0	838	393	1	2	396	1,513	95	0	1,608
TOTAL GROUP-B ARRESTS	1,178	8	0	1,186	570	2	2	574	2,544	147	0	2,691

TOTAL CRIMES	1,888	23	2	1,913	1,675	11	4	1,690	4,839	424	4	5,267
---------------------	--------------	-----------	----------	--------------	--------------	-----------	----------	--------------	--------------	------------	----------	--------------

Asterisks (**) next to a county name indicate that one or more agencies within that county submitted summary data for at least a portion 2011. Additional data for these agencies can be found under the "Kentucky's Summary Agencies" section.

2011 TOTAL ARRESTS BY COUNTY - ADULT AND JUVENILE

GROUP-A	HENRY				HICKMAN				HOPKINS			
	ADULT	JUV	UNK	TOTAL	ADULT	JUV	UNK	TOTAL	ADULT	JUV	UNK	TOTAL
Arson	1	0	0	1	0	0	0	0	0	0	0	0
Assault Offenses	88	3	0	91	23	1	0	24	423	56	1	480
Bribery	0	0	0	0	0	0	0	0	0	0	0	0
Burglary / Breaking and Entering	44	1	0	45	4	1	0	5	98	28	1	127
Counterfeiting/Forgery	12	0	0	12	2	0	0	2	57	0	0	57
Destruction/Damage/Vandalism of Property	17	0	0	17	7	2	0	9	43	9	0	52
Drug/Narcotic Offenses	106	0	0	106	25	0	0	25	966	38	0	1,004
Embezzlement	0	0	0	0	0	0	0	0	0	0	0	0
Extortion/Blackmail	0	0	0	0	0	0	0	0	0	0	0	0
Fraud Offenses	7	0	0	7	4	0	0	4	65	0	0	65
Gambling Offenses	0	0	0	0	0	0	0	0	0	0	0	0
Homicide Offenses	0	0	0	0	0	0	0	0	5	0	0	5
Kidnapping/Abduction	3	0	0	3	0	0	0	0	14	0	0	14
Larceny/Theft Offenses	125	3	3	131	32	0	0	32	889	72	0	961
Motor Vehicle Theft	6	1	0	7	0	0	0	0	17	7	2	26
Pornography/Obscene Material	0	1	0	1	63	0	0	63	171	0	0	171
Prostitution Offenses	0	0	0	0	0	0	0	0	0	0	0	0
Robbery	2	0	0	2	0	0	0	0	6	0	0	6
Sex Offenses, Forcible	38	9	0	47	3	0	0	3	107	4	0	111
Sex Offenses, Nonforcible	2	0	0	2	0	0	0	0	72	0	0	72
Stolen Property Offenses (Receiving, etc.)	7	0	0	7	1	1	0	2	64	3	0	67
Weapon Law Violations	3	0	0	3	4	0	0	4	39	6	0	45
TOTAL GROUP-A ARRESTS	461	18	3	482	168	5	0	173	3,036	223	4	3,263

GROUP-B												
Bad Checks	0	0	0	0	0	0	0	0	0	0	0	0
Curfew/Loitering/Vagrancy Violations	0	0	0	0	0	0	0	0	0	0	0	0
Disorderly Conduct	10	0	0	10	2	0	0	2	140	15	2	157
Driving Under the Influence	164	1	0	165	28	0	0	28	388	2	2	392
Drunkenness	29	0	0	29	3	0	0	3	296	19	0	315
Family Offenses, Nonviolent	46	0	0	46	5	0	0	5	57	1	0	58
Liquor Law Violations	9	0	1	10	0	0	0	0	3	3	0	6
Peeping Tom	0	0	0	0	0	0	0	0	1	0	0	1
Runaway	0	0	0	0	0	0	0	0	0	2	0	2
Trespass of Real Property	8	1	0	9	3	0	0	3	84	3	1	88
All Other Offenses	274	1	1	276	97	0	0	97	1,301	22	1	1,324
TOTAL GROUP-B ARRESTS	540	3	2	545	138	0	0	138	2,270	67	6	2,343

TOTAL CRIMES	1,001	21	5	1,027	306	5	0	311	5,306	290	10	5,606
---------------------	--------------	-----------	----------	--------------	------------	----------	----------	------------	--------------	------------	-----------	--------------

2011 TOTAL ARRESTS BY COUNTY - ADULT AND JUVENILE

GROUP-A	JACKSON				** JEFFERSON **				JESSAMINE			
	ADULT	JUV	UNK	TOTAL	ADULT	JUV	UNK	TOTAL	ADULT	JUV	UNK	TOTAL
Arson	7	2	0	9	15	0	0	15	1	0	0	1
Assault Offenses	57	6	0	63	2,038	106	3	2,147	377	19	4	400
Bribery	0	0	0	0	12	0	0	12	0	0	0	0
Burglary / Breaking and Entering	11	7	0	18	285	39	0	324	115	2	0	117
Counterfeiting/Forgery	1	0	0	1	301	0	0	301	121	0	0	121
Destruction/Damage/Vandalism of Property	2	2	0	4	431	36	0	467	34	1	0	35
Drug/Narcotic Offenses	175	0	0	175	2,499	82	3	2,584	521	18	0	539
Embezzlement	0	0	0	0	0	0	0	0	0	0	0	0
Extortion/Blackmail	0	0	0	0	2	1	0	3	0	0	0	0
Fraud Offenses	0	0	0	0	468	2	1	471	57	0	1	58
Gambling Offenses	0	0	0	0	0	0	0	0	1	0	0	1
Homicide Offenses	3	0	0	3	22	1	0	23	1	0	0	1
Kidnapping/Abduction	4	0	0	4	56	1	0	57	14	0	0	14
Larceny/Theft Offenses	20	1	0	21	1,295	60	24	1,379	351	9	0	360
Motor Vehicle Theft	2	0	0	2	66	10	0	76	20	1	0	21
Pornography/Obscene Material	0	0	0	0	2	1	0	3	0	0	0	0
Prostitution Offenses	0	0	0	0	11	0	0	11	0	0	0	0
Robbery	0	0	0	0	103	14	0	117	58	1	0	59
Sex Offenses, Forcible	3	0	0	3	105	6	0	111	9	3	0	12
Sex Offenses, Nonforcible	0	0	0	0	7	0	0	7	0	0	0	0
Stolen Property Offenses (Receiving, etc.)	4	1	0	5	203	17	0	220	151	6	0	157
Weapon Law Violations	4	0	0	4	158	4	0	162	30	1	1	32
TOTAL GROUP-A ARRESTS	293	19	0	312	8,079	380	31	8,490	1,861	61	6	1,928

GROUP-B	ADULT	JUV	UNK	TOTAL	ADULT	JUV	UNK	TOTAL	ADULT	JUV	UNK	TOTAL
Bad Checks	0	0	0	0	0	0	0	0	0	0	0	0
Curfew/Loitering/Vagrancy Violations	0	0	0	0	17	3	0	20	0	0	0	0
Disorderly Conduct	7	0	0	7	208	37	0	245	46	3	0	49
Driving Under the Influence	42	0	0	42	1,040	4	1	1,045	326	1	1	328
Drunkenness	34	1	0	35	391	10	0	401	222	7	1	230
Family Offenses, Nonviolent	4	0	0	4	519	0	0	519	165	0	1	166
Liquor Law Violations	0	0	0	0	63	4	1	68	10	2	0	12
Peeping Tom	0	0	0	0	4	0	0	4	0	0	0	0
Runaway	0	0	0	0	1	1	0	2	0	1	0	1
Trespass of Real Property	2	0	1	3	213	27	1	241	22	6	1	29
All Other Offenses	248	2	1	251	5,099	70	10	5,179	1,087	52	2	1,141
TOTAL GROUP-B ARRESTS	337	3	2	342	7,555	156	13	7,724	1,878	72	6	1,956

TOTAL CRIMES	630	22	2	654	15,634	536	44	16,214	3,739	133	12	3,884
---------------------	------------	-----------	----------	------------	---------------	------------	-----------	---------------	--------------	------------	-----------	--------------

Asterisks (**) next to a county name indicate that one or more agencies within that county submitted summary data for at least a portion 2011. Additional data for these agencies can be found under the "Kentucky's Summary Agencies" section.

2011 TOTAL ARRESTS BY COUNTY - ADULT AND JUVENILE

GROUP-A	JOHNSON				KENTON				KNOTT			
	ADULT	JUV	UNK	TOTAL	ADULT	JUV	UNK	TOTAL	ADULT	JUV	UNK	TOTAL
Arson	0	2	0	2	5	0	0	5	0	0	0	0
Assault Offenses	214	3	0	217	762	33	2	797	213	2	0	215
Bribery	1	0	0	1	3	0	0	3	0	0	0	0
Burglary / Breaking and Entering	30	0	0	30	215	11	0	226	23	0	0	23
Counterfeiting/Forgery	7	0	0	7	94	0	0	94	4	0	0	4
Destruction/Damage/Vandalism of Property	31	1	0	32	77	17	1	95	55	0	0	55
Drug/Narcotic Offenses	641	8	1	650	2,227	61	1	2,289	212	0	0	212
Embezzlement	0	0	0	0	0	0	0	0	0	0	0	0
Extortion/Blackmail	0	0	0	0	1	0	0	1	0	0	0	0
Fraud Offenses	32	0	0	32	78	0	0	78	4	0	0	4
Gambling Offenses	0	0	0	0	0	0	0	0	1	0	0	1
Homicide Offenses	4	0	0	4	9	2	0	11	2	0	0	2
Kidnapping/Abduction	5	0	0	5	11	0	0	11	2	0	0	2
Larceny/Theft Offenses	149	5	0	154	829	48	17	894	75	0	1	76
Motor Vehicle Theft	5	0	0	5	15	1	0	16	4	0	0	4
Pornography/Obscene Material	2	0	0	2	4	0	0	4	1	0	0	1
Prostitution Offenses	0	0	0	0	24	0	0	24	0	0	0	0
Robbery	2	0	0	2	71	5	0	76	6	0	0	6
Sex Offenses, Forcible	28	0	0	28	16	0	0	16	3	0	0	3
Sex Offenses, Nonforcible	20	0	0	20	3	0	0	3	0	0	0	0
Stolen Property Offenses (Receiving, etc.)	12	0	0	12	173	14	0	187	11	0	0	11
Weapon Law Violations	19	0	0	19	95	4	0	99	4	0	0	4
TOTAL GROUP-A ARRESTS	1,202	19	1	1,222	4,712	196	21	4,929	620	2	1	623

GROUP-B												
Bad Checks	0	0	0	0	0	0	0	0	0	0	0	0
Curfew/Loitering/Vagrancy Violations	0	0	0	0	18	0	0	18	0	0	0	0
Disorderly Conduct	90	1	0	91	693	26	1	720	15	0	0	15
Driving Under the Influence	308	2	1	311	816	2	0	818	193	0	0	193
Drunkenness	532	7	0	539	1,515	16	1	1,532	84	1	0	85
Family Offenses, Nonviolent	28	0	0	28	145	0	0	145	5	0	0	5
Liquor Law Violations	0	0	0	0	40	17	0	57	1	0	0	1
Peeping Tom	0	0	0	0	2	0	0	2	0	0	0	0
Runaway	0	1	0	1	1	6	0	7	1	0	0	1
Trespass of Real Property	20	0	0	20	257	15	2	274	25	0	0	25
All Other Offenses	841	2	1	844	3,454	142	8	3,604	1,081	1	2	1,084
TOTAL GROUP-B ARRESTS	1,819	13	2	1,834	6,941	224	12	7,177	1,405	2	2	1,409

TOTAL CRIMES	3,021	32	3	3,056	11,653	420	33	12,106	2,025	4	3	2,032
---------------------	--------------	-----------	----------	--------------	---------------	------------	-----------	---------------	--------------	----------	----------	--------------

2011 TOTAL ARRESTS BY COUNTY - ADULT AND JUVENILE

GROUP-A	KNOX				LARUE				LAUREL			
	ADULT	JUV	UNK	TOTAL	ADULT	JUV	UNK	TOTAL	ADULT	JUV	UNK	TOTAL
Arson	0	0	0	0	0	0	0	0	4	0	0	4
Assault Offenses	67	3	0	70	93	1	0	94	250	28	0	278
Bribery	0	0	0	0	0	0	0	0	2	0	0	2
Burglary / Breaking and Entering	16	2	0	18	27	0	0	27	45	4	0	49
Counterfeiting/Forgery	10	0	0	10	76	0	0	76	50	0	0	50
Destruction/Damage/Vandalism of Property	14	2	0	16	29	1	0	30	66	6	0	72
Drug/Narcotic Offenses	397	2	0	399	458	5	0	463	706	30	0	736
Embezzlement	0	0	0	0	0	0	0	0	0	0	0	0
Extortion/Blackmail	0	0	0	0	0	0	0	0	0	0	0	0
Fraud Offenses	9	0	0	9	11	0	0	11	41	0	0	41
Gambling Offenses	0	0	0	0	0	0	0	0	1	0	0	1
Homicide Offenses	1	0	0	1	1	0	0	1	2	0	0	2
Kidnapping/Abduction	1	0	0	1	0	0	0	0	4	0	0	4
Larceny/Theft Offenses	122	4	1	127	164	0	0	164	384	20	0	404
Motor Vehicle Theft	6	0	0	6	7	2	0	9	11	0	0	11
Pornography/Obscene Material	1	0	0	1	0	0	0	0	1	0	0	1
Prostitution Offenses	0	0	0	0	0	0	0	0	1	0	0	1
Robbery	1	0	0	1	1	0	0	1	11	0	0	11
Sex Offenses, Forcible	2	0	0	2	26	1	1	28	36	2	0	38
Sex Offenses, Nonforcible	0	0	0	0	5	0	0	5	0	0	0	0
Stolen Property Offenses (Receiving, etc.)	22	0	0	22	19	0	0	19	42	1	0	43
Weapon Law Violations	7	0	0	7	24	2	0	26	23	1	0	24
TOTAL GROUP-A ARRESTS	676	13	1	690	941	12	1	954	1,680	92	0	1,772

GROUP-B	ADULT	JUV	UNK	TOTAL	ADULT	JUV	UNK	TOTAL	ADULT	JUV	UNK	TOTAL
Bad Checks	0	0	0	0	0	0	0	0	0	0	0	0
Curfew/Loitering/Vagrancy Violations	0	0	0	0	0	0	0	0	0	0	0	0
Disorderly Conduct	17	3	0	20	13	0	0	13	71	19	0	90
Driving Under the Influence	159	0	0	159	32	0	0	32	643	1	0	644
Drunkenness	69	9	0	78	28	0	0	28	461	8	0	469
Family Offenses, Nonviolent	4	0	0	4	14	0	0	14	27	1	0	28
Liquor Law Violations	1	0	0	1	2	0	0	2	10	5	0	15
Peeping Tom	0	0	0	0	0	0	0	0	0	0	0	0
Runaway	1	1	0	2	0	0	0	0	0	0	0	0
Trespass of Real Property	7	0	0	7	24	1	0	25	34	5	0	39
All Other Offenses	603	1	0	604	197	0	1	198	2,043	34	1	2,078
TOTAL GROUP-B ARRESTS	861	14	0	875	310	1	1	312	3,289	73	1	3,363

TOTAL CRIMES	1,537	27	1	1,565	1,251	13	2	1,266	4,969	165	1	5,135
---------------------	--------------	-----------	----------	--------------	--------------	-----------	----------	--------------	--------------	------------	----------	--------------

2011 TOTAL ARRESTS BY COUNTY - ADULT AND JUVENILE

GROUP-A	LAWRENCE				LEE				LESLIE			
	ADULT	JUV	UNK	TOTAL	ADULT	JUV	UNK	TOTAL	ADULT	JUV	UNK	TOTAL
Arson	0	0	0	0	1	0	0	1	0	0	0	0
Assault Offenses	37	5	0	42	52	3	1	56	106	0	0	106
Bribery	0	0	0	0	0	0	0	0	0	0	0	0
Burglary / Breaking and Entering	6	0	0	6	9	0	0	9	2	0	0	2
Counterfeiting/Forgery	14	0	0	14	2	0	0	2	0	0	0	0
Destruction/Damage/Vandalism of Property	7	1	0	8	13	0	0	13	3	0	0	3
Drug/Narcotic Offenses	123	4	0	127	128	1	0	129	141	1	0	142
Embezzlement	0	0	0	0	0	0	0	0	0	0	0	0
Extortion/Blackmail	0	0	0	0	0	0	0	0	0	0	0	0
Fraud Offenses	0	0	0	0	6	0	0	6	0	0	0	0
Gambling Offenses	0	0	0	0	0	0	0	0	0	0	0	0
Homicide Offenses	0	0	0	0	0	0	0	0	1	0	0	1
Kidnapping/Abduction	0	0	0	0	3	0	0	3	1	0	0	1
Larceny/Theft Offenses	39	3	0	42	46	1	0	47	5	0	0	5
Motor Vehicle Theft	0	0	0	0	4	0	0	4	2	0	0	2
Pornography/Obscene Material	0	0	0	0	0	0	0	0	0	0	0	0
Prostitution Offenses	0	0	0	0	0	0	0	0	0	0	0	0
Robbery	0	0	0	0	2	0	0	2	0	0	0	0
Sex Offenses, Forcible	13	0	0	13	2	0	0	2	0	0	0	0
Sex Offenses, Nonforcible	0	0	0	0	0	0	0	0	0	0	0	0
Stolen Property Offenses (Receiving, etc.)	6	0	0	6	15	0	0	15	4	0	0	4
Weapon Law Violations	2	0	0	2	0	0	0	0	4	0	0	4
TOTAL GROUP-A ARRESTS	247	13	0	260	283	5	1	289	269	1	0	270

GROUP-B	ADULT	JUV	UNK	TOTAL	ADULT	JUV	UNK	TOTAL	ADULT	JUV	UNK	TOTAL
Bad Checks	0	0	0	0	0	0	0	0	0	0	0	0
Curfew/Loitering/Vagrancy Violations	0	0	0	0	0	0	0	0	0	0	0	0
Disorderly Conduct	6	0	0	6	13	0	0	13	8	0	0	8
Driving Under the Influence	65	0	0	65	45	3	0	48	56	0	0	56
Drunkenness	44	3	0	47	79	2	1	82	31	0	0	31
Family Offenses, Nonviolent	3	0	0	3	5	0	0	5	0	0	0	0
Liquor Law Violations	0	0	0	0	0	0	0	0	0	0	0	0
Peeping Tom	0	0	0	0	0	0	0	0	0	0	0	0
Runaway	0	0	0	0	0	0	0	0	0	0	0	0
Trespass of Real Property	1	0	0	1	12	2	0	14	1	0	0	1
All Other Offenses	306	43	0	349	314	2	0	316	260	1	0	261
TOTAL GROUP-B ARRESTS	425	46	0	471	468	9	1	478	356	1	0	357

TOTAL CRIMES	672	59	0	731	751	14	2	767	625	2	0	627
---------------------	------------	-----------	----------	------------	------------	-----------	----------	------------	------------	----------	----------	------------

2011 TOTAL ARRESTS BY COUNTY - ADULT AND JUVENILE

GROUP-A	LETCHER				LEWIS				LINCOLN			
	ADULT	JUV	UNK	TOTAL	ADULT	JUV	UNK	TOTAL	ADULT	JUV	UNK	TOTAL
Arson	1	0	0	1	0	0	0	0	0	0	0	0
Assault Offenses	165	4	1	170	49	0	0	49	222	5	1	228
Bribery	2	0	0	2	0	0	0	0	1	0	0	1
Burglary / Breaking and Entering	28	0	0	28	1	0	0	1	33	0	0	33
Counterfeiting/Forgery	5	0	0	5	29	0	0	29	28	0	0	28
Destruction/Damage/Vandalism of Property	41	1	0	42	7	0	0	7	31	6	0	37
Drug/Narcotic Offenses	269	3	0	272	48	0	0	48	241	2	0	243
Embezzlement	0	0	0	0	0	0	0	0	0	0	0	0
Extortion/Blackmail	0	0	0	0	0	0	0	0	0	0	0	0
Fraud Offenses	24	0	0	24	6	0	0	6	23	0	0	23
Gambling Offenses	0	0	0	0	0	0	0	0	0	0	0	0
Homicide Offenses	4	0	0	4	1	0	0	1	2	0	0	2
Kidnapping/Abduction	10	0	0	10	0	0	0	0	1	0	0	1
Larceny/Theft Offenses	82	0	0	82	52	0	1	53	269	5	2	276
Motor Vehicle Theft	6	2	0	8	0	0	0	0	7	0	0	7
Pornography/Obscene Material	2	0	0	2	0	0	0	0	0	0	0	0
Prostitution Offenses	0	0	0	0	0	0	0	0	0	0	0	0
Robbery	8	0	0	8	2	0	0	2	9	0	0	9
Sex Offenses, Forcible	44	0	0	44	4	0	0	4	6	1	0	7
Sex Offenses, Nonforcible	0	0	0	0	0	0	0	0	0	0	0	0
Stolen Property Offenses (Receiving, etc.)	5	0	0	5	11	0	0	11	34	0	0	34
Weapon Law Violations	13	0	0	13	3	0	0	3	10	0	0	10
TOTAL GROUP-A ARRESTS	709	10	1	720	213	0	1	214	917	19	3	939

GROUP-B	ADULT	JUV	UNK	TOTAL	ADULT	JUV	UNK	TOTAL	ADULT	JUV	UNK	TOTAL
Bad Checks	0	0	0	0	0	0	0	0	0	0	0	0
Curfew/Loitering/Vagrancy Violations	0	0	0	0	0	0	0	0	0	0	0	0
Disorderly Conduct	29	2	0	31	13	0	0	13	35	1	0	36
Driving Under the Influence	121	1	0	122	72	0	0	72	129	1	1	131
Drunkenness	120	1	0	121	83	2	0	85	148	3	0	151
Family Offenses, Nonviolent	21	0	0	21	6	0	0	6	34	0	0	34
Liquor Law Violations	2	0	0	2	6	0	0	6	3	0	0	3
Peeping Tom	0	0	0	0	0	0	0	0	0	0	0	0
Runaway	0	0	0	0	0	0	0	0	0	1	0	1
Trespass of Real Property	26	0	0	26	9	0	0	9	45	2	0	47
All Other Offenses	887	4	1	892	150	0	0	150	799	1	2	802
TOTAL GROUP-B ARRESTS	1,206	8	1	1,215	339	2	0	341	1,193	9	3	1,205

TOTAL CRIMES	1,915	18	2	1,935	552	2	1	555	2,110	28	6	2,144
---------------------	--------------	-----------	----------	--------------	------------	----------	----------	------------	--------------	-----------	----------	--------------

2011 TOTAL ARRESTS BY COUNTY - ADULT AND JUVENILE

GROUP-A	LIVINGSTON				LOGAN				LYON			
	ADULT	JUV	UNK	TOTAL	ADULT	JUV	UNK	TOTAL	ADULT	JUV	UNK	TOTAL
Arson	0	0	0	0	1	1	0	2	1	0	0	1
Assault Offenses	88	1	0	89	256	8	0	264	18	7	0	25
Bribery	1	0	0	1	0	0	0	0	0	0	0	0
Burglary / Breaking and Entering	5	0	0	5	43	0	0	43	4	0	0	4
Counterfeiting/Forgery	71	0	0	71	30	0	0	30	14	0	0	14
Destruction/Damage/Vandalism of Property	25	0	0	25	30	0	0	30	6	7	0	13
Drug/Narcotic Offenses	114	2	0	116	539	17	0	556	177	0	0	177
Embezzlement	0	0	0	0	0	0	0	0	0	0	0	0
Extortion/Blackmail	0	0	0	0	0	0	0	0	0	0	0	0
Fraud Offenses	3	0	0	3	9	0	0	9	7	0	0	7
Gambling Offenses	0	0	0	0	0	0	0	0	0	0	0	0
Homicide Offenses	0	0	0	0	0	0	0	0	0	0	0	0
Kidnapping/Abduction	1	0	0	1	5	0	0	5	4	0	0	4
Larceny/Theft Offenses	40	0	0	40	246	4	0	250	17	8	0	25
Motor Vehicle Theft	1	0	0	1	14	0	0	14	1	0	0	1
Pornography/Obscene Material	2	0	0	2	2	0	0	2	0	0	0	0
Prostitution Offenses	0	0	0	0	0	0	0	0	0	0	0	0
Robbery	0	0	0	0	3	0	0	3	2	0	0	2
Sex Offenses, Forcible	0	0	0	0	34	10	0	44	1	0	0	1
Sex Offenses, Nonforcible	0	0	0	0	7	0	0	7	0	0	0	0
Stolen Property Offenses (Receiving, etc.)	26	0	0	26	31	0	0	31	13	0	0	13
Weapon Law Violations	4	0	0	4	31	2	0	33	4	0	0	4
TOTAL GROUP-A ARRESTS	381	3	0	384	1,281	42	0	1,323	269	22	0	291

GROUP-B	ADULT	JUV	UNK	TOTAL	ADULT	JUV	UNK	TOTAL	ADULT	JUV	UNK	TOTAL
Bad Checks	0	0	0	0	0	0	0	0	0	0	0	0
Curfew/Loitering/Vagrancy Violations	0	0	0	0	0	0	0	0	0	0	0	0
Disorderly Conduct	4	0	0	4	23	0	0	23	4	5	0	9
Driving Under the Influence	66	0	0	66	257	2	0	259	47	1	0	48
Drunkenness	15	0	0	15	133	1	1	135	22	0	0	22
Family Offenses, Nonviolent	4	0	0	4	32	0	0	32	4	0	0	4
Liquor Law Violations	6	0	0	6	15	2	0	17	6	0	0	6
Peeping Tom	0	0	0	0	0	0	0	0	0	0	0	0
Runaway	0	0	0	0	0	4	0	4	0	0	0	0
Trespass of Real Property	11	0	0	11	34	1	0	35	2	0	0	2
All Other Offenses	193	1	0	194	543	2	0	545	89	1	0	90
TOTAL GROUP-B ARRESTS	299	1	0	300	1,037	12	1	1,050	174	7	0	181

TOTAL CRIMES	680	4	0	684	2,318	54	1	2,373	443	29	0	472
---------------------	------------	----------	----------	------------	--------------	-----------	----------	--------------	------------	-----------	----------	------------

2011 TOTAL ARRESTS BY COUNTY - ADULT AND JUVENILE

GROUP-A	MADISON				MAGOFFIN				MARION			
	ADULT	JUV	UNK	TOTAL	ADULT	JUV	UNK	TOTAL	ADULT	JUV	UNK	TOTAL
Arson	3	0	0	3	0	0	0	0	0	0	0	0
Assault Offenses	653	31	5	689	74	2	0	76	156	8	0	164
Bribery	4	0	0	4	0	0	0	0	0	0	0	0
Burglary / Breaking and Entering	119	1	0	120	17	0	0	17	26	0	0	26
Counterfeiting/Forgery	169	0	0	169	7	0	0	7	32	0	0	32
Destruction/Damage/Vandalism of Property	111	24	0	135	11	0	0	11	40	44	0	84
Drug/Narcotic Offenses	918	37	1	956	101	0	0	101	208	5	0	213
Embezzlement	0	0	0	0	0	0	0	0	0	0	0	0
Extortion/Blackmail	0	0	0	0	0	0	0	0	0	0	0	0
Fraud Offenses	174	2	0	176	1	0	0	1	16	0	0	16
Gambling Offenses	0	0	0	0	0	0	0	0	0	0	0	0
Homicide Offenses	7	0	0	7	7	0	0	7	2	0	0	2
Kidnapping/Abduction	15	0	0	15	2	0	0	2	4	0	0	4
Larceny/Theft Offenses	1,155	28	8	1,191	59	0	0	59	334	8	4	346
Motor Vehicle Theft	34	1	0	35	6	0	0	6	4	0	0	4
Pornography/Obscene Material	157	9	0	166	0	4	0	4	0	0	0	0
Prostitution Offenses	6	0	0	6	0	0	0	0	0	0	0	0
Robbery	40	1	0	41	0	0	0	0	3	0	0	3
Sex Offenses, Forcible	35	6	0	41	1	1	0	2	127	0	0	127
Sex Offenses, Nonforcible	5	0	0	5	0	0	0	0	2	0	0	2
Stolen Property Offenses (Receiving, etc.)	195	2	0	197	20	0	0	20	27	2	0	29
Weapon Law Violations	53	0	0	53	2	0	0	2	18	1	0	19
TOTAL GROUP-A ARRESTS	3,853	142	14	4,009	308	7	0	315	999	68	4	1,071

GROUP-B												
Bad Checks	0	0	0	0	0	0	0	0	0	0	0	0
Curfew/Loitering/Vagrancy Violations	0	0	0	0	0	0	0	0	1	0	0	1
Disorderly Conduct	165	5	0	170	11	0	0	11	52	3	0	55
Driving Under the Influence	532	2	0	534	119	0	0	119	197	1	0	198
Drunkenness	655	5	0	660	88	2	0	90	242	3	0	245
Family Offenses, Nonviolent	91	0	1	92	10	1	0	11	27	0	0	27
Liquor Law Violations	52	0	0	52	1	0	0	1	24	4	0	28
Peeping Tom	1	0	0	1	0	0	0	0	0	0	0	0
Runaway	3	5	0	8	0	0	0	0	0	0	0	0
Trespass of Real Property	112	5	0	117	15	2	0	17	20	7	0	27
All Other Offenses	2,236	15	2	2,253	281	1	0	282	765	1	0	766
TOTAL GROUP-B ARRESTS	3,847	37	3	3,887	525	6	0	531	1,328	19	0	1,347

TOTAL CRIMES	7,700	179	17	7,896	833	13	0	846	2,327	87	4	2,418
---------------------	--------------	------------	-----------	--------------	------------	-----------	----------	------------	--------------	-----------	----------	--------------

2011 TOTAL ARRESTS BY COUNTY - ADULT AND JUVENILE

GROUP-A	MARSHALL				MARTIN				MASON			
	ADULT	JUV	UNK	TOTAL	ADULT	JUV	UNK	TOTAL	ADULT	JUV	UNK	TOTAL
Arson	1	0	0	1	0	0	0	0	0	0	0	0
Assault Offenses	158	7	1	166	135	1	0	136	123	2	0	125
Bribery	1	0	0	1	0	0	0	0	0	0	0	0
Burglary / Breaking and Entering	40	2	0	42	9	0	0	9	30	1	0	31
Counterfeiting/Forgery	12	0	0	12	12	0	0	12	21	0	0	21
Destruction/Damage/Vandalism of Property	20	2	0	22	11	0	0	11	14	0	0	14
Drug/Narcotic Offenses	508	6	0	514	299	2	0	301	209	3	0	212
Embezzlement	0	0	0	0	0	0	0	0	0	0	0	0
Extortion/Blackmail	0	0	0	0	0	0	0	0	0	0	0	0
Fraud Offenses	31	0	0	31	1	0	0	1	9	0	0	9
Gambling Offenses	0	0	0	0	0	0	0	0	0	0	0	0
Homicide Offenses	3	0	0	3	0	0	0	0	5	0	0	5
Kidnapping/Abduction	6	0	1	7	0	0	0	0	2	0	0	2
Larceny/Theft Offenses	285	7	0	292	52	0	0	52	197	6	1	204
Motor Vehicle Theft	1	2	0	3	9	0	0	9	1	0	0	1
Pornography/Obscene Material	1	0	0	1	0	0	0	0	490	0	0	490
Prostitution Offenses	0	0	0	0	0	0	0	0	0	0	0	0
Robbery	6	0	0	6	2	0	0	2	7	0	0	7
Sex Offenses, Forcible	32	0	0	32	2	0	0	2	9	8	0	17
Sex Offenses, Nonforcible	3	0	0	3	0	0	0	0	8	0	0	8
Stolen Property Offenses (Receiving, etc.)	35	2	0	37	16	0	0	16	24	0	0	24
Weapon Law Violations	18	0	0	18	31	0	0	31	7	0	0	7
TOTAL GROUP-A ARRESTS	1,161	28	2	1,191	579	3	0	582	1,156	20	1	1,177

GROUP-B	ADULT	JUV	UNK	TOTAL	ADULT	JUV	UNK	TOTAL	ADULT	JUV	UNK	TOTAL
Bad Checks	0	0	0	0	0	0	0	0	0	0	0	0
Curfew/Loitering/Vagrancy Violations	0	0	0	0	0	0	0	0	0	0	0	0
Disorderly Conduct	29	0	0	29	17	0	0	17	40	1	0	41
Driving Under the Influence	226	4	1	231	121	0	0	121	153	2	0	155
Drunkenness	101	2	0	103	128	0	0	128	200	2	0	202
Family Offenses, Nonviolent	70	0	0	70	1	0	0	1	34	0	0	34
Liquor Law Violations	20	5	0	25	1	0	0	1	1	0	0	1
Peeping Tom	1	0	0	1	0	0	0	0	0	0	0	0
Runaway	0	0	0	0	0	0	0	0	0	0	0	0
Trespass of Real Property	46	2	0	48	13	0	0	13	21	0	0	21
All Other Offenses	486	0	0	486	500	0	1	501	1,148	3	0	1,151
TOTAL GROUP-B ARRESTS	979	13	1	993	781	0	1	782	1,597	8	0	1,605

TOTAL CRIMES	2,140	41	3	2,184	1,360	3	1	1,364	2,753	28	1	2,782
---------------------	--------------	-----------	----------	--------------	--------------	----------	----------	--------------	--------------	-----------	----------	--------------

2011 TOTAL ARRESTS BY COUNTY - ADULT AND JUVENILE

GROUP-A	MCCRACKEN				MCCREARY				MCLEAN			
	ADULT	JUV	UNK	TOTAL	ADULT	JUV	UNK	TOTAL	ADULT	JUV	UNK	TOTAL
Arson	2	2	0	4	1	1	0	2	0	0	0	0
Assault Offenses	496	104	1	601	133	11	0	144	65	5	0	70
Bribery	10	0	0	10	0	0	0	0	0	0	0	0
Burglary / Breaking and Entering	75	27	0	102	35	0	0	35	16	0	0	16
Counterfeiting/Forgery	241	2	0	243	15	0	0	15	33	0	0	33
Destruction/Damage/Vandalism of Property	88	22	0	110	62	135	0	197	22	0	0	22
Drug/Narcotic Offenses	1,434	114	1	1,549	165	1	0	166	135	4	0	139
Embezzlement	0	0	0	0	0	0	0	0	0	0	0	0
Extortion/Blackmail	1	0	0	1	0	0	0	0	0	0	0	0
Fraud Offenses	111	1	1	113	40	0	0	40	8	1	0	9
Gambling Offenses	0	0	0	0	0	0	0	0	0	0	0	0
Homicide Offenses	6	1	0	7	1	0	0	1	1	0	0	1
Kidnapping/Abduction	12	1	0	13	4	0	0	4	2	0	0	2
Larceny/Theft Offenses	1,009	142	1	1,152	99	0	0	99	221	0	0	221
Motor Vehicle Theft	23	7	0	30	7	0	0	7	1	0	0	1
Pornography/Obscene Material	22	2	0	24	0	0	0	0	0	0	0	0
Prostitution Offenses	3	0	0	3	0	0	0	0	0	0	0	0
Robbery	33	6	0	39	5	0	0	5	0	0	0	0
Sex Offenses, Forcible	39	8	0	47	23	0	0	23	5	0	0	5
Sex Offenses, Nonforcible	7	0	0	7	3	0	0	3	2	0	0	2
Stolen Property Offenses (Receiving, etc.)	96	11	0	107	10	0	0	10	6	0	0	6
Weapon Law Violations	63	5	0	68	9	1	0	10	11	0	0	11
TOTAL GROUP-A ARRESTS	3,771	455	4	4,230	612	149	0	761	528	10	0	538

GROUP-B	ADULT	JUV	UNK	TOTAL	ADULT	JUV	UNK	TOTAL	ADULT	JUV	UNK	TOTAL
Bad Checks	0	0	0	0	0	0	0	0	0	0	0	0
Curfew/Loitering/Vagrancy Violations	0	0	0	0	0	0	0	0	0	0	0	0
Disorderly Conduct	87	18	0	105	34	8	0	42	23	0	0	23
Driving Under the Influence	713	5	0	718	151	0	0	151	62	0	0	62
Drunkenness	465	5	0	470	80	4	0	84	18	0	0	18
Family Offenses, Nonviolent	114	0	0	114	53	0	0	53	13	0	0	13
Liquor Law Violations	41	14	0	55	1	0	0	1	14	4	0	18
Peeping Tom	1	0	0	1	1	0	0	1	0	0	0	0
Runaway	6	12	0	18	0	0	0	0	0	1	0	1
Trespass of Real Property	94	7	0	101	20	1	0	21	13	2	0	15
All Other Offenses	3,382	158	6	3,546	740	25	1	766	128	0	0	128
TOTAL GROUP-B ARRESTS	4,903	219	6	5,128	1,080	38	1	1,119	271	7	0	278

TOTAL CRIMES	8,674	674	10	9,358	1,692	187	1	1,880	799	17	0	816
---------------------	--------------	------------	-----------	--------------	--------------	------------	----------	--------------	------------	-----------	----------	------------

2011 TOTAL ARRESTS BY COUNTY - ADULT AND JUVENILE

GROUP-A	MEADE				MENIFEE				MERCER			
	ADULT	JUV	UNK	TOTAL	ADULT	JUV	UNK	TOTAL	ADULT	JUV	UNK	TOTAL
Arson	1	0	0	1	0	0	0	0	1	0	0	1
Assault Offenses	140	8	0	148	24	4	0	28	116	3	0	119
Bribery	0	0	0	0	0	0	0	0	0	0	0	0
Burglary / Breaking and Entering	39	2	0	41	7	0	0	7	27	0	0	27
Counterfeiting/Forgery	26	0	0	26	9	0	0	9	20	0	0	20
Destruction/Damage/Vandalism of Property	23	5	0	28	5	2	1	8	31	0	0	31
Drug/Narcotic Offenses	233	18	0	251	41	2	0	43	153	4	0	157
Embezzlement	0	0	0	0	0	0	0	0	0	0	0	0
Extortion/Blackmail	0	0	0	0	0	0	0	0	0	0	0	0
Fraud Offenses	45	0	0	45	0	1	0	1	6	0	0	6
Gambling Offenses	0	0	0	0	0	0	0	0	0	0	0	0
Homicide Offenses	3	0	0	3	0	0	0	0	0	0	0	0
Kidnapping/Abduction	3	0	0	3	1	0	0	1	4	0	0	4
Larceny/Theft Offenses	476	3	0	479	5	2	0	7	102	7	0	109
Motor Vehicle Theft	20	1	1	22	0	0	0	0	4	0	0	4
Pornography/Obscene Material	0	0	0	0	0	0	0	0	0	0	0	0
Prostitution Offenses	0	0	0	0	0	0	0	0	0	0	0	0
Robbery	10	1	0	11	0	0	0	0	7	0	0	7
Sex Offenses, Forcible	10	3	0	13	2	1	0	3	8	0	0	8
Sex Offenses, Nonforcible	0	0	0	0	0	0	0	0	0	0	0	0
Stolen Property Offenses (Receiving, etc.)	23	2	0	25	3	0	0	3	15	0	0	15
Weapon Law Violations	12	1	0	13	2	0	0	2	7	0	0	7
TOTAL GROUP-A ARRESTS	1,064	44	1	1,109	99	12	1	112	501	14	0	515

GROUP-B	ADULT	JUV	UNK	TOTAL	ADULT	JUV	UNK	TOTAL	ADULT	JUV	UNK	TOTAL
Bad Checks	0	0	0	0	0	0	0	0	0	0	0	0
Curfew/Loitering/Vagrancy Violations	0	0	0	0	0	0	0	0	0	0	0	0
Disorderly Conduct	20	1	0	21	5	4	0	9	18	0	0	18
Driving Under the Influence	110	0	0	110	18	0	0	18	95	0	0	95
Drunkenness	40	5	0	45	22	10	0	32	34	3	0	37
Family Offenses, Nonviolent	96	0	1	97	0	0	0	0	31	0	0	31
Liquor Law Violations	3	1	0	4	4	0	0	4	2	2	0	4
Peeping Tom	0	0	0	0	0	0	0	0	0	0	0	0
Runaway	0	0	0	0	0	0	0	0	0	0	0	0
Trespass of Real Property	7	0	1	8	2	0	0	2	32	0	0	32
All Other Offenses	171	4	0	175	74	1	0	75	277	1	1	279
TOTAL GROUP-B ARRESTS	447	11	2	460	125	15	0	140	489	6	1	496

TOTAL CRIMES	1,511	55	3	1,569	224	27	1	252	990	20	1	1,011
---------------------	--------------	-----------	----------	--------------	------------	-----------	----------	------------	------------	-----------	----------	--------------

2011 TOTAL ARRESTS BY COUNTY - ADULT AND JUVENILE

GROUP-A	METCALFE				MONROE				MONTGOMERY			
	ADULT	JUV	UNK	TOTAL	ADULT	JUV	UNK	TOTAL	ADULT	JUV	UNK	TOTAL
Arson	0	0	0	0	0	0	0	0	0	0	0	0
Assault Offenses	42	1	0	43	49	3	1	53	130	4	0	134
Bribery	0	0	0	0	0	0	0	0	1	0	0	1
Burglary / Breaking and Entering	4	0	0	4	7	0	0	7	28	0	0	28
Counterfeiting/Forgery	5	0	0	5	8	0	0	8	55	0	0	55
Destruction/Damage/Vandalism of Property	10	0	0	10	8	1	0	9	25	1	0	26
Drug/Narcotic Offenses	183	14	0	197	115	1	1	117	321	2	0	323
Embezzlement	0	0	0	0	0	0	0	0	0	0	0	0
Extortion/Blackmail	0	0	0	0	0	0	0	0	0	0	0	0
Fraud Offenses	4	0	0	4	1	0	0	1	32	0	0	32
Gambling Offenses	0	0	0	0	0	0	0	0	1	0	0	1
Homicide Offenses	1	2	0	3	0	0	0	0	1	0	0	1
Kidnapping/Abduction	3	0	0	3	1	0	0	1	3	0	0	3
Larceny/Theft Offenses	284	0	0	284	67	0	1	68	451	8	1	460
Motor Vehicle Theft	3	0	0	3	1	0	0	1	5	0	0	5
Pornography/Obscene Material	0	0	0	0	0	0	0	0	0	0	0	0
Prostitution Offenses	0	0	0	0	0	0	0	0	3	0	0	3
Robbery	0	1	0	1	1	0	0	1	22	0	0	22
Sex Offenses, Forcible	1	10	0	11	2	0	0	2	33	0	0	33
Sex Offenses, Nonforcible	0	0	0	0	0	0	0	0	19	0	0	19
Stolen Property Offenses (Receiving, etc.)	6	0	0	6	4	1	0	5	44	0	0	44
Weapon Law Violations	6	0	0	6	6	4	0	10	12	0	0	12
TOTAL GROUP-A ARRESTS	552	28	0	580	270	10	3	283	1,186	15	1	1,202

GROUP-B	ADULT	JUV	UNK	TOTAL	ADULT	JUV	UNK	TOTAL	ADULT	JUV	UNK	TOTAL
Bad Checks	0	0	0	0	0	0	0	0	0	0	0	0
Curfew/Loitering/Vagrancy Violations	0	0	0	0	0	0	0	0	0	0	0	0
Disorderly Conduct	2	0	0	2	18	1	0	19	66	0	0	66
Driving Under the Influence	56	0	0	56	40	1	0	41	122	0	0	122
Drunkenness	21	0	0	21	48	0	2	50	278	1	2	281
Family Offenses, Nonviolent	9	0	0	9	4	0	0	4	31	0	0	31
Liquor Law Violations	5	0	0	5	2	0	0	2	2	1	0	3
Peeping Tom	0	0	0	0	0	0	0	0	0	0	0	0
Runaway	0	0	0	0	0	0	0	0	0	0	0	0
Trespass of Real Property	5	0	0	5	7	0	0	7	29	4	1	34
All Other Offenses	65	1	1	67	62	0	2	64	913	2	7	922
TOTAL GROUP-B ARRESTS	163	1	1	165	181	2	4	187	1,441	8	10	1,459

TOTAL CRIMES	715	29	1	745	451	12	7	470	2,627	23	11	2,661
---------------------	------------	-----------	----------	------------	------------	-----------	----------	------------	--------------	-----------	-----------	--------------

2011 TOTAL ARRESTS BY COUNTY - ADULT AND JUVENILE

GROUP-A	MORGAN				MUHLENBERG				NELSON			
	ADULT	JUV	UNK	TOTAL	ADULT	JUV	UNK	TOTAL	ADULT	JUV	UNK	TOTAL
Arson	1	0	0	1	2	0	0	2	3	0	0	3
Assault Offenses	58	3	0	61	240	1	3	244	257	9	0	266
Bribery	1	0	0	1	0	0	0	0	8	0	0	8
Burglary / Breaking and Entering	12	0	0	12	22	0	0	22	84	5	0	89
Counterfeiting/Forgery	6	0	0	6	69	0	0	69	123	0	0	123
Destruction/Damage/Vandalism of Property	9	0	0	9	30	0	0	30	88	8	0	96
Drug/Narcotic Offenses	129	0	0	129	545	3	0	548	472	10	0	482
Embezzlement	0	0	0	0	0	0	0	0	0	0	0	0
Extortion/Blackmail	0	0	0	0	0	0	0	0	0	0	0	0
Fraud Offenses	3	0	0	3	11	0	0	11	26	0	0	26
Gambling Offenses	0	0	0	0	0	0	0	0	0	0	0	0
Homicide Offenses	0	0	0	0	0	0	0	0	1	0	0	1
Kidnapping/Abduction	0	0	0	0	4	0	0	4	2	0	0	2
Larceny/Theft Offenses	75	0	0	75	308	2	0	310	592	19	0	611
Motor Vehicle Theft	1	0	0	1	8	1	0	9	19	3	0	22
Pornography/Obscene Material	0	0	0	0	0	0	0	0	3	1	0	4
Prostitution Offenses	0	0	0	0				0			0	0
Robbery	0	0	0	0	2	0	0	2	15	0	0	15
Sex Offenses, Forcible	47	0	0	47	6	2	0	8	25	0	0	25
Sex Offenses, Nonforcible	40	0	0	40	0	0	0	0	2	0	0	2
Stolen Property Offenses (Receiving, etc.)	8	0	0	8	61	1	0	62	55	1	0	56
Weapon Law Violations	10	0	0	10	18	0	0	18	29	1	0	30
TOTAL GROUP-A ARRESTS	400	3	0	403	1,326	10	3	1,339	1,804	57	0	1,861

GROUP-B												
Bad Checks	0	0	0	0	0	0	0	0	0	0	0	0
Curfew/Loitering/Vagrancy Violations	0	0	0	0	0	0	0	0	0	0	0	0
Disorderly Conduct	6	0	0	6	38	1	0	39	92	3	0	95
Driving Under the Influence	94	1	0	95	190	2	2	194	246	2	0	248
Drunkenness	52	1	0	53	130	2	0	132	283	1	0	284
Family Offenses, Nonviolent	12	0	0	12	21	0	0	21	67	0	0	67
Liquor Law Violations	1	0	0	1	3	0	0	3	9	0	0	9
Peeping Tom	0	0	0	0	0	0	0	0	0	0	0	0
Runaway	0	0	0	0	0	0	0	0	0	0	0	0
Trespass of Real Property	4	0	0	4	37	0	0	37	33	4	0	37
All Other Offenses	360	2	0	362	342	10	0	352	816	2	0	818
TOTAL GROUP-B ARRESTS	529	4	0	533	761	15	2	778	1,546	12	0	1,558

TOTAL CRIMES	929	7	0	936	2,087	25	5	2,117	3,350	69	0	3,419
---------------------	------------	----------	----------	------------	--------------	-----------	----------	--------------	--------------	-----------	----------	--------------

2011 TOTAL ARRESTS BY COUNTY - ADULT AND JUVENILE

GROUP-A	NICHOLAS				OHIO				OLDHAM			
	ADULT	JUV	UNK	TOTAL	ADULT	JUV	UNK	TOTAL	ADULT	JUV	UNK	TOTAL
Arson	0	0	0	0	6	0	0	6	2	0	0	2
Assault Offenses	79	1	0	80	243	46	2	291	251	35	5	291
Bribery	0	0	0	0	0	0	0	0	0	0	0	0
Burglary / Breaking and Entering	10	0	0	10	32	4	0	36	73	4	0	77
Counterfeiting/Forgery	8	0	0	8	67	0	0	67	97	0	0	97
Destruction/Damage/Vandalism of Property	6	3	0	9	31	2	0	33	29	6	1	36
Drug/Narcotic Offenses	88	1	0	89	462	10	0	472	542	84	0	626
Embezzlement	0	0	0	0	0	0	0	0	0	0	0	0
Extortion/Blackmail	0	0	0	0	0	1	0	1	0	0	0	0
Fraud Offenses	11	0	0	11	12	0	0	12	47	0	1	48
Gambling Offenses	0	0	0	0	0	0	0	0	0	0	0	0
Homicide Offenses	1	0	0	1	6	0	0	6	0	0	0	0
Kidnapping/Abduction	0	0	0	0	9	0	0	9	8	0	0	8
Larceny/Theft Offenses	35	0	5	40	169	5	0	174	190	20	11	221
Motor Vehicle Theft	2	0	0	2	23	5	0	28	8	0	0	8
Pornography/Obscene Material	0	0	0	0	5	0	0	5	0	2	0	2
Prostitution Offenses	0	0	0	0	0	0	0	0	0	0	0	0
Robbery	0	0	0	0	1	0	0	1	18	4	0	22
Sex Offenses, Forcible	0	0	0	0	35	3	0	38	61	0	0	61
Sex Offenses, Nonforcible	0	0	0	0	1	0	0	1	0	0	0	0
Stolen Property Offenses (Receiving, etc.)	4	0	0	4	27	4	0	31	57	3	0	60
Weapon Law Violations	4	0	0	4	16	1	0	17	15	1	0	16
TOTAL GROUP-A ARRESTS	248	5	5	258	1,145	81	2	1,228	1,398	159	18	1,575

GROUP-B												
Bad Checks	0	0	0	0	0	0	0	0	0	0	0	0
Curfew/Loitering/Vagrancy Violations	0	0	0	0	0	0	0	0	0	0	0	0
Disorderly Conduct	26	0	0	26	22	14	0	36	23	9	0	32
Driving Under the Influence	31	0	0	31	191	3	3	197	297	1	1	299
Drunkenness	56	3	0	59	77	6	0	83	128	39	0	167
Family Offenses, Nonviolent	4	0	0	4	39	0	0	39	58	0	1	59
Liquor Law Violations	0	0	0	0	15	4	0	19	43	21	0	64
Peeping Tom	0	0	0	0	0	0	0	0	1	0	0	1
Runaway	0	0	0	0	0	1	0	1	0	0	0	0
Trespass of Real Property	5	0	0	5	23	0	0	23	36	6	1	43
All Other Offenses	258	0	0	258	364	13	1	378	559	7	14	580
TOTAL GROUP-B ARRESTS	380	3	0	383	731	41	4	776	1,145	83	17	1,245

TOTAL CRIMES	628	8	5	641	1,876	122	6	2,004	2,543	242	35	2,820
---------------------	------------	----------	----------	------------	--------------	------------	----------	--------------	--------------	------------	-----------	--------------

2011 TOTAL ARRESTS BY COUNTY - ADULT AND JUVENILE

GROUP-A	OWEN				OWSLEY				PENDLETON			
	ADULT	JUV	UNK	TOTAL	ADULT	JUV	UNK	TOTAL	ADULT	JUV	UNK	TOTAL
Arson	0	0	0	0	0	0	0	0	1	1	0	2
Assault Offenses	41	4	0	45	104	1	0	105	46	27	1	74
Bribery	0	0	0	0	0	0	0	0	0	0	0	0
Burglary / Breaking and Entering	11	6	0	17	12	0	0	12	21	4	0	25
Counterfeiting/Forgery	10	0	0	10	13	0	0	13	5	0	0	5
Destruction/Damage/Vandalism of Property	4	4	0	8	13	0	0	13	13	8	0	21
Drug/Narcotic Offenses	71	4	0	75	130	0	1	131	173	18	0	191
Embezzlement	0	0	0	0	1	0	0	1	0	0	0	0
Extortion/Blackmail	0	0	0	0	0	0	0	0	0	0	0	0
Fraud Offenses	2	0	0	2	13	0	0	13	20	0	0	20
Gambling Offenses	0	0	0	0	0	0	0	0	0	0	0	0
Homicide Offenses	0	0	0	0	0	0	0	0	0	0	0	0
Kidnapping/Abduction	1	0	0	1	0	0	0	0	0	0	0	0
Larceny/Theft Offenses	32	5	1	38	84	2	0	86	161	23	3	187
Motor Vehicle Theft	2	0	0	2	5	0	0	5	7	0	0	7
Pornography/Obscene Material	2	0	0	2	0	0	0	0	0	0	0	0
Prostitution Offenses	0	0	0	0	0	0	0	0	0	0	0	0
Robbery	1	0	0	1	3	0	0	3	2	0	0	2
Sex Offenses, Forcible	1	0	0	1	3	0	0	3	3	21	0	24
Sex Offenses, Nonforcible	1	0	0	1	0	0	0	0	0	0	0	0
Stolen Property Offenses (Receiving, etc.)	5	1	0	6	8	0	0	8	7	0	0	7
Weapon Law Violations	4	0	0	4	9	0	0	9	7	0	0	7
TOTAL GROUP-A ARRESTS	188	24	1	213	398	3	1	402	466	102	4	572

GROUP-B	ADULT	JUV	UNK	TOTAL	ADULT	JUV	UNK	TOTAL	ADULT	JUV	UNK	TOTAL
Bad Checks	0	0	0	0	0	0	0	0	0	0	0	0
Curfew/Loitering/Vagrancy Violations	0	0	0	0	0	0	0	0	0	0	0	0
Disorderly Conduct	13	1	0	14	17	1	0	18	13	23	1	37
Driving Under the Influence	56	2	0	58	54	0	0	54	81	0	0	81
Drunkenness	26	0	0	26	88	0	0	88	50	6	0	56
Family Offenses, Nonviolent	7	0	0	7	15	0	0	15	8	0	0	8
Liquor Law Violations	0	1	0	1	3	0	0	3	8	2	0	10
Peeping Tom	0	0	0	0	0	0	0	0	0	0	0	0
Runaway	0	0	0	0	0	0	0	0	0	0	0	0
Trespass of Real Property	3	4	0	7	10	0	0	10	12	0	0	12
All Other Offenses	132	2	1	135	178	2	1	181	279	13	0	292
TOTAL GROUP-B ARRESTS	237	10	1	248	365	3	1	369	451	44	1	496

TOTAL CRIMES	425	34	2	461	763	6	2	771	917	146	5	1,068
---------------------	------------	-----------	----------	------------	------------	----------	----------	------------	------------	------------	----------	--------------

2011 TOTAL ARRESTS BY COUNTY - ADULT AND JUVENILE

GROUP-A	PERRY				PIKE				POWELL			
	ADULT	JUV	UNK	TOTAL	ADULT	JUV	UNK	TOTAL	ADULT	JUV	UNK	TOTAL
Arson	1	0	0	1	4	0	0	4	0	0	0	0
Assault Offenses	202	9	0	211	351	16	1	368	59	3	0	62
Bribery	0	0	0	0	2	0	0	2	0	0	0	0
Burglary / Breaking and Entering	41	0	0	41	26	0	0	26	11	4	0	15
Counterfeiting/Forgery	28	0	0	28	13	0	0	13	18	0	0	18
Destruction/Damage/Vandalism of Property	36	1	1	38	58	2	0	60	6	5	0	11
Drug/Narcotic Offenses	742	2	0	744	759	12	1	772	327	4	1	332
Embezzlement	0	0	0	0	0	0	0	0	0	0	0	0
Extortion/Blackmail	0	0	0	0	0	0	0	0	0	0	0	0
Fraud Offenses	18	0	0	18	18	0	0	18	19	0	0	19
Gambling Offenses	0	0	0	0	0	0	0	0	0	0	0	0
Homicide Offenses	8	2	0	10	1	0	0	1	1	0	0	1
Kidnapping/Abduction	2	0	0	2	1	0	0	1	2	0	0	2
Larceny/Theft Offenses	375	6	1	382	393	12	0	405	61	6	1	68
Motor Vehicle Theft	14	0	0	14	12	0	0	12	5	0	0	5
Pornography/Obscene Material	0	0	0	0	3	0	0	3	0	0	0	0
Prostitution Offenses	2	0	0	2	1	0	0	1	1	0	0	1
Robbery	4	0	0	4	7	0	0	7	0	0	0	0
Sex Offenses, Forcible	11	0	0	11	6	4	0	10	4	0	0	4
Sex Offenses, Nonforcible	0	0	0	0	1	0	0	1	0	0	0	0
Stolen Property Offenses (Receiving, etc.)	41	1	0	42	35	2	0	37	15	1	0	16
Weapon Law Violations	16	2	0	18	17	0	0	17	6	0	0	6
TOTAL GROUP-A ARRESTS	1,541	23	2	1,566	1,708	48	2	1,758	535	23	2	560

GROUP-B	ADULT	JUV	UNK	TOTAL	ADULT	JUV	UNK	TOTAL	ADULT	JUV	UNK	TOTAL
Bad Checks	0	0	0	0	0	0	0	0	0	0	0	0
Curfew/Loitering/Vagrancy Violations	1	0	0	1	0	0	0	0	0	0	0	0
Disorderly Conduct	85	4	0	89	68	0	1	69	9	3	0	12
Driving Under the Influence	507	2	0	509	544	0	0	544	121	0	0	121
Drunkenness	538	12	1	551	602	13	3	618	93	2	0	95
Family Offenses, Nonviolent	39	0	0	39	25	0	0	25	18	1	0	19
Liquor Law Violations	6	2	0	8	3	2	0	5	1	1	0	2
Peeping Tom	0	0	0	0	0	0	0	0	0	0	0	0
Runaway	0	2	0	2	0	0	0	0	0	0	0	0
Trespass of Real Property	37	4	0	41	67	4	0	71	14	3	0	17
All Other Offenses	2,470	3	0	2,473	1,678	2	2	1,682	651	0	0	651
TOTAL GROUP-B ARRESTS	3,683	29	1	3,713	2,987	21	6	3,014	907	10	0	917

TOTAL CRIMES	5,224	52	3	5,279	4,695	69	8	4,772	1,442	33	2	1,477
---------------------	--------------	-----------	----------	--------------	--------------	-----------	----------	--------------	--------------	-----------	----------	--------------

2011 TOTAL ARRESTS BY COUNTY - ADULT AND JUVENILE

GROUP-A	PULASKI				ROBERTSON				ROCKCASTLE			
	ADULT	JUV	UNK	TOTAL	ADULT	JUV	UNK	TOTAL	ADULT	JUV	UNK	TOTAL
Arson	0	0	0	0	0	0	0	0	1	0	0	1
Assault Offenses	175	15	0	190	0	1	0	1	210	11	0	221
Bribery	2	0	0	2	0	0	0	0	1	0	0	1
Burglary / Breaking and Entering	58	2	0	60	1	0	0	1	53	2	1	56
Counterfeiting/Forgery	60	0	0	60	0	0	0	0	27	0	0	27
Destruction/Damage/Vandalism of Property	24	4	0	28	1	0	0	1	41	0	0	41
Drug/Narcotic Offenses	605	17	0	622	11	0	0	11	479	0	0	479
Embezzlement	0	0	0	0	0	0	0	0	0	0	0	0
Extortion/Blackmail	0	0	0	0	0	0	0	0	0	0	0	0
Fraud Offenses	56	0	0	56	0	0	0	0	23	0	0	23
Gambling Offenses	0	0	0	0	0	0	0	0	0	0	0	0
Homicide Offenses	1	0	0	1	1	0	0	1	7	0	0	7
Kidnapping/Abduction	10	0	0	10	0	0	0	0	0	0	0	0
Larceny/Theft Offenses	450	28	2	480	3	0	0	3	185	0	0	185
Motor Vehicle Theft	3	0	0	3	0	0	0	0	5	1	0	6
Pornography/Obscene Material	1	0	0	1	0	0	0	0	0	0	0	0
Prostitution Offenses	0	0	0	0	0	0	0	0	0	0	0	0
Robbery	10	0	0	10	0	0	0	0	6	0	0	6
Sex Offenses, Forcible	3	3	0	6	0	0	0	0	9	0	0	9
Sex Offenses, Nonforcible	1	0	0	1	0	0	0	0	2	0	0	2
Stolen Property Offenses (Receiving, etc.)	55	2	0	57	1	0	0	1	64	2	1	67
Weapon Law Violations	43	4	0	47	0	0	0	0	51	1	0	52
TOTAL GROUP-A ARRESTS	1,557	75	2	1,634	18	1	0	19	1,164	17	2	1,183

GROUP-B												
Bad Checks	0	0	0	0	0	0	0	0	0	0	0	0
Curfew/Loitering/Vagrancy Violations	0	0	0	0	0	0	0	0	0	0	0	0
Disorderly Conduct	32	7	0	39	0	0	0	0	21	2	0	23
Driving Under the Influence	377	0	0	377	5	0	0	5	199	2	0	201
Drunkenness	258	8	0	266	0	1	0	1	181	0	1	182
Family Offenses, Nonviolent	57	0	0	57	0	0	0	0	15	0	0	15
Liquor Law Violations	0	0	0	0	0	0	0	0	5	0	0	5
Peeping Tom	0	0	0	0	0	0	0	0	0	0	0	0
Runaway	0	0	0	0	0	0	0	0	0	0	0	0
Trespass of Real Property	36	5	0	41	1	0	0	1	33	2	1	36
All Other Offenses	978	24	0	1,002	88	0	0	88	486	6	0	492
TOTAL GROUP-B ARRESTS	1,738	44	0	1,782	94	1	0	95	940	12	2	954

TOTAL CRIMES	3,295	119	2	3,416	112	2	0	114	2,104	29	4	2,137
---------------------	--------------	------------	----------	--------------	------------	----------	----------	------------	--------------	-----------	----------	--------------

2011 TOTAL ARRESTS BY COUNTY - ADULT AND JUVENILE

GROUP-A	ROWAN				RUSSELL				** SCOTT **			
	ADULT	JUV	UNK	TOTAL	ADULT	JUV	UNK	TOTAL	ADULT	JUV	UNK	TOTAL
Arson	4	0	0	4	1	0	0	1	2	0	0	2
Assault Offenses	174	8	0	182	47	3	0	50	117	1	0	118
Bribery	1	0	0	1	0	0	0	0	0	0	0	0
Burglary / Breaking and Entering	45	3	0	48	15	0	0	15	33	0	0	33
Counterfeiting/Forgery	22	0	0	22	2	0	0	2	12	0	0	12
Destruction/Damage/Vandalism of Property	17	4	0	21	12	0	0	12	21	0	0	21
Drug/Narcotic Offenses	465	2	2	469	119	1	0	120	252	2	0	254
Embezzlement	0	0	0	0	0	0	0	0	0	0	0	0
Extortion/Blackmail	0	0	0	0	0	0	0	0	0	0	0	0
Fraud Offenses	10	0	0	10	0	0	0	0	7	0	0	7
Gambling Offenses	0	0	0	0	0	0	0	0	0	0	0	0
Homicide Offenses	0	0	0	0	0	0	0	0	0	0	0	0
Kidnapping/Abduction	0	0	0	0	1	0	0	1	3	0	0	3
Larceny/Theft Offenses	188	6	0	194	144	0	0	144	132	0	0	132
Motor Vehicle Theft	8	0	0	8	4	0	0	4	3	0	0	3
Pornography/Obscene Material	2	0	0	2	0	1	0	1	15	0	0	15
Prostitution Offenses	0	0	0	0	0	0	0	0	0	0	0	0
Robbery	4	0	0	4	2	0	0	2	0	0	0	0
Sex Offenses, Forcible	6	0	0	6	7	0	0	7	15	0	0	15
Sex Offenses, Nonforcible	3	0	0	3	0	0	0	0	0	0	0	0
Stolen Property Offenses (Receiving, etc.)	62	1	0	63	8	0	0	8	12	0	0	12
Weapon Law Violations	26	0	0	26	5	0	0	5	12	0	0	12
TOTAL GROUP-A ARRESTS	1,037	24	2	1,063	367	5	0	372	636	3	0	639

GROUP-B												
Bad Checks	0	0	0	0	0	0	0	0	0	0	0	0
Curfew/Loitering/Vagrancy Violations	0	0	0	0	0	0	0	0	1	0	0	1
Disorderly Conduct	39	2	0	41	14	0	1	15	29	0	0	29
Driving Under the Influence	300	0	1	301	70	0	0	70	129	1	0	130
Drunkenness	283	6	0	289	64	0	0	64	55	0	0	55
Family Offenses, Nonviolent	16	0	0	16	14	0	0	14	27	0	0	27
Liquor Law Violations	26	0	0	26	6	0	0	6	10	0	0	10
Peeping Tom	0	0	0	0	0	0	0	0	0	0	0	0
Runaway	0	1	0	1	0	0	0	0	0	0	0	0
Trespass of Real Property	12	1	0	13	10	0	0	10	14	0	0	14
All Other Offenses	875	5	0	880	384	1	0	385	456	0	0	456
TOTAL GROUP-B ARRESTS	1,551	15	1	1,567	562	1	1	564	721	1	0	722

TOTAL CRIMES	2,588	39	3	2,630	929	6	1	936	1,357	4	0	1,361
---------------------	--------------	-----------	----------	--------------	------------	----------	----------	------------	--------------	----------	----------	--------------

Asterisks (**) next to a county name indicate that one or more agencies within that county submitted summary data for at least a portion 2011. Additional data for these agencies can be found under the "Kentucky's Summary Agencies" section.

2011 TOTAL ARRESTS BY COUNTY - ADULT AND JUVENILE

GROUP-A	SHELBY				SIMPSON				SPENCER			
	ADULT	JUV	UNK	TOTAL	ADULT	JUV	UNK	TOTAL	ADULT	JUV	UNK	TOTAL
Arson	5	0	0	5	0	0	0	0	1	0	2	3
Assault Offenses	225	59	0	284	92	2	0	94	78	15	2	95
Bribery	1	0	0	1	0	0	0	0	0	0	0	0
Burglary / Breaking and Entering	51	13	0	64	11	0	0	11	10	7	2	19
Counterfeiting/Forgery	106	0	1	107	14	0	0	14	3	0	0	3
Destruction/Damage/Vandalism of Property	36	9	0	45	17	0	0	17	10	17	0	27
Drug/Narcotic Offenses	427	40	0	467	242	8	2	252	105	12	0	117
Embezzlement	0	0	0	0	0	0	0	0	0	0	0	0
Extortion/Blackmail	0	0	0	0	0	0	0	0	0	0	0	0
Fraud Offenses	131	0	0	131	22	0	0	22	5	0	0	5
Gambling Offenses	1	0	0	1	0	0	0	0	0	0	0	0
Homicide Offenses	0	0	0	0	0	0	0	0	1	0	0	1
Kidnapping/Abduction	3	1	0	4	0	0	0	0	4	0	0	4
Larceny/Theft Offenses	321	33	1	355	128	4	1	133	44	2	3	49
Motor Vehicle Theft	14	3	0	17	6	0	0	6	4	0	0	4
Pornography/Obscene Material	4	0	0	4	0	0	0	0	0	0	0	0
Prostitution Offenses	1	0	0	1	1	0	0	1	0	0	0	0
Robbery	20	0	0	20	4	0	0	4	0	0	0	0
Sex Offenses, Forcible	109	33	0	142	3	1	0	4	0	0	0	0
Sex Offenses, Nonforcible	13	1	0	14	1	0	0	1	1	0	0	1
Stolen Property Offenses (Receiving, etc.)	34	13	0	47	14	0	0	14	5	0	0	5
Weapon Law Violations	34	7	0	41	7	0	0	7	39	0	0	39
TOTAL GROUP-A ARRESTS	1,536	212	2	1,750	562	15	3	580	310	53	9	372

GROUP-B	ADULT	JUV	UNK	TOTAL	ADULT	JUV	UNK	TOTAL	ADULT	JUV	UNK	TOTAL
Bad Checks	0	0	0	0	0	0	0	0	0	0	0	0
Curfew/Loitering/Vagrancy Violations	2	0	0	2	0	0	0	0	0	0	0	0
Disorderly Conduct	77	23	0	100	28	0	0	28	24	5	0	29
Driving Under the Influence	416	2	0	418	109	0	0	109	113	1	0	114
Drunkenness	169	9	1	179	99	1	1	101	59	1	0	60
Family Offenses, Nonviolent	25	0	0	25	18	0	0	18	6	0	0	6
Liquor Law Violations	18	5	0	23	4	0	0	4	1	0	0	1
Peeping Tom	0	0	0	0	0	0	0	0	0	0	0	0
Runaway	0	1	0	1	0	0	0	0	1	0	0	1
Trespass of Real Property	28	0	0	28	10	0	0	10	8	0	0	8
All Other Offenses	1,292	40	1	1,333	196	3	0	199	394	2	9	405
TOTAL GROUP-B ARRESTS	2,027	80	2	2,109	464	4	1	469	606	9	9	624

TOTAL CRIMES	3,563	292	4	3,859	1,026	19	4	1,049	916	62	18	996
---------------------	--------------	------------	----------	--------------	--------------	-----------	----------	--------------	------------	-----------	-----------	------------

2011 TOTAL ARRESTS BY COUNTY - ADULT AND JUVENILE

GROUP-A	TAYLOR				TODD				TRIGG			
	ADULT	JUV	UNK	TOTAL	ADULT	JUV	UNK	TOTAL	ADULT	JUV	UNK	TOTAL
Arson	15	0	0	15	1	0	0	1	1	0	0	1
Assault Offenses	190	8	0	198	92	7	0	99	113	2	0	115
Bribery	3	0	0	3	0	0	0	0	0	0	0	0
Burglary / Breaking and Entering	76	18	0	94	30	1	0	31	29	2	0	31
Counterfeiting/Forgery	60	0	0	60	8	0	0	8	1	0	0	1
Destruction/Damage/Vandalism of Property	36	8	1	45	9	1	0	10	15	0	0	15
Drug/Narcotic Offenses	431	10	0	441	153	6	0	159	152	3	0	155
Embezzlement	0	0	0	0	0	0	0	0	0	0	0	0
Extortion/Blackmail	0	0	0	0	0	0	0	0	0	0	0	0
Fraud Offenses	52	1	1	54	8	0	0	8	5	0	0	5
Gambling Offenses	0	0	0	0	0	0	0	0	0	0	0	0
Homicide Offenses	5	0	0	5	2	0	0	2	2	0	0	2
Kidnapping/Abduction	3	0	0	3	4	0	0	4	6	0	0	6
Larceny/Theft Offenses	316	6	2	324	115	3	2	120	179	1	0	180
Motor Vehicle Theft	4	0	0	4	2	0	0	2	4	0	0	4
Pornography/Obscene Material	2	2	0	4	250	0	0	250	1	0	0	1
Prostitution Offenses	0	0	0	0	0	0	0	0	0	0	0	0
Robbery	3	0	0	3	4	1	0	5	3	0	0	3
Sex Offenses, Forcible	55	7	0	62	24	1	0	25	16	0	0	16
Sex Offenses, Nonforcible	198	0	0	198	2	0	0	2	0	0	0	0
Stolen Property Offenses (Receiving, etc.)	39	0	0	39	21	0	0	21	8	2	0	10
Weapon Law Violations	22	2	0	24	9	0	0	9	11	0	0	11
TOTAL GROUP-A ARRESTS	1,510	62	4	1,576	734	20	2	756	546	10	0	556

GROUP-B												
Bad Checks	0	0	0	0	0	0	0	0	0	0	0	0
Curfew/Loitering/Vagrancy Violations	0	0	0	0	0	0	0	0	0	0	0	0
Disorderly Conduct	45	0	1	46	11	0	0	11	24	0	0	24
Driving Under the Influence	211	0	0	211	51	0	0	51	147	0	0	147
Drunkenness	300	1	2	303	30	7	0	37	91	1	0	92
Family Offenses, Nonviolent	58	0	0	58	17	0	0	17	10	0	0	10
Liquor Law Violations	9	1	0	10	4	0	0	4	8	0	0	8
Peeping Tom	0	0	0	0	0	0	0	0	0	0	0	0
Runaway	0	1	0	1	0	0	0	0	0	0	0	0
Trespass of Real Property	16	0	0	16	11	5	0	16	8	0	0	8
All Other Offenses	457	5	0	462	122	3	0	125	139	2	0	141
TOTAL GROUP-B ARRESTS	1,096	8	3	1,107	246	15	0	261	427	3	0	430

TOTAL CRIMES	2,606	70	7	2,683	980	35	2	1,017	973	13	0	986
---------------------	--------------	-----------	----------	--------------	------------	-----------	----------	--------------	------------	-----------	----------	------------

2011 TOTAL ARRESTS BY COUNTY - ADULT AND JUVENILE

GROUP-A	TRIMBLE				** UNION **				WARREN			
	ADULT	JUV	UNK	TOTAL	ADULT	JUV	UNK	TOTAL	ADULT	JUV	UNK	TOTAL
Arson	1	0	0	1	0	1	0	1	1	0	0	1
Assault Offenses	48	3	0	51	107	6	0	113	816	58	0	874
Bribery	0	0	0	0	0	0	0	0	1	0	0	1
Burglary / Breaking and Entering	10	0	0	10	31	10	0	41	105	3	0	108
Counterfeiting/Forgery	1	0	0	1	38	0	0	38	139	0	1	140
Destruction/Damage/Vandalism of Property	5	0	0	5	13	4	0	17	148	14	3	165
Drug/Narcotic Offenses	44	0	0	44	291	5	0	296	2,343	44	3	2,390
Embezzlement	0	0	0	0	0	0	0	0	0	0	0	0
Extortion/Blackmail	0	0	0	0	0	0	0	0	0	0	0	0
Fraud Offenses	2	0	0	2	15	0	0	15	60	0	0	60
Gambling Offenses	0	0	0	0	0	0	0	0	0	0	0	0
Homicide Offenses	1	0	0	1	2	0	0	2	5	0	0	5
Kidnapping/Abduction	0	0	0	0	1	0	0	1	19	0	0	19
Larceny/Theft Offenses	17	0	0	17	290	14	3	307	837	17	0	854
Motor Vehicle Theft	4	0	0	4	9	2	0	11	23	1	0	24
Pornography/Obscene Material	0	0	0	0	0	0	0	0	44	0	0	44
Prostitution Offenses	0	0	0	0	0	0	0	0	0	0	0	0
Robbery	0	0	0	0	1	2	0	3	45	0	0	45
Sex Offenses, Forcible	6	0	0	6	2	0	0	2	51	0	0	51
Sex Offenses, Nonforcible	0	0	0	0	0	0	0	0	6	0	0	6
Stolen Property Offenses (Receiving, etc.)	10	0	0	10	12	2	0	14	129	0	0	129
Weapon Law Violations	2	0	0	2	5	1	0	6	90	3	0	93
TOTAL GROUP-A ARRESTS	151	3	0	154	817	47	3	867	4,862	140	7	5,009

GROUP-B	ADULT	JUV	UNK	TOTAL	ADULT	JUV	UNK	TOTAL	ADULT	JUV	UNK	TOTAL
Bad Checks	0	0	0	0	0	0	0	0	0	0	0	0
Curfew/Loitering/Vagrancy Violations	0	0	0	0	0	0	0	0	0	0	0	0
Disorderly Conduct	1	0	0	1	12	1	0	13	274	13	1	288
Driving Under the Influence	43	0	0	43	173	5	0	178	1,203	5	3	1,211
Drunkenness	10	0	0	10	53	4	0	57	1,092	8	1	1,101
Family Offenses, Nonviolent	14	0	0	14	15	0	0	15	209	0	0	209
Liquor Law Violations	1	0	0	1	10	5	0	15	80	6	1	87
Peeping Tom	0	0	0	0	0	0	0	0	1	0	0	1
Runaway	0	0	0	0	0	0	0	0	0	2	0	2
Trespass of Real Property	4	0	0	4	7	0	0	7	68	0	0	68
All Other Offenses	106	0	0	106	360	3	0	363	2,202	16	1	2,219
TOTAL GROUP-B ARRESTS	179	0	0	179	630	18	0	648	5,129	50	7	5,186

TOTAL CRIMES	330	3	0	333	1,447	65	3	1,515	9,991	190	14	10,195
---------------------	------------	----------	----------	------------	--------------	-----------	----------	--------------	--------------	------------	-----------	---------------

Asterisks (**) next to a county name indicate that one or more agencies within that county submitted summary data for at least a portion 2011. Additional data for these agencies can be found under the "Kentucky's Summary Agencies" section.

2011 TOTAL ARRESTS BY COUNTY - ADULT AND JUVENILE

GROUP-A	WASHINGTON				WAYNE				WEBSTER			
	ADULT	JUV	UNK	TOTAL	ADULT	JUV	UNK	TOTAL	ADULT	JUV	UNK	TOTAL
Arson	0	0	0	0	10	0	0	10	0	0	0	0
Assault Offenses	63	1	0	64	158	10	0	168	123	2	1	126
Bribery	4	0	0	4	0	0	0	0	0	0	0	0
Burglary / Breaking and Entering	18	0	0	18	19	0	0	19	11	0	0	11
Counterfeiting/Forgery	2	0	0	2	34	0	0	34	5	0	0	5
Destruction/Damage/Vandalism of Property	19	0	0	19	34	2	0	36	10	3	0	13
Drug/Narcotic Offenses	61	0	1	62	372	4	0	376	159	0	0	159
Embezzlement	0	0	0	0	0	0	0	0	0	0	0	0
Extortion/Blackmail	0	0	0	0	0	0	0	0	0	0	0	0
Fraud Offenses	4	0	0	4	12	0	0	12	1	0	0	1
Gambling Offenses	0	0	0	0	0	0	0	0	0	0	0	0
Homicide Offenses	0	1	0	1	4	0	0	4	1	0	0	1
Kidnapping/Abduction	0	0	0	0	2	0	0	2	0	0	0	0
Larceny/Theft Offenses	63	0	0	63	235	6	1	242	95	2	1	98
Motor Vehicle Theft	5	0	0	5	3	0	0	3	0	0	0	0
Pornography/Obscene Material	0	0	0	0	0	0	0	0	4	0	0	4
Prostitution Offenses	0	0	0	0	0	0	0	0	0	0	0	0
Robbery	3	0	0	3	5	0	0	5	0	0	0	0
Sex Offenses, Forcible	6	0	0	6	21	1	0	22	2	0	0	2
Sex Offenses, Nonforcible	0	0	0	0	3	0	0	3	0	0	0	0
Stolen Property Offenses (Receiving, etc.)	6	0	0	6	33	0	0	33	17	0	0	17
Weapon Law Violations	2	0	0	2	28	0	0	28	5	0	0	5
TOTAL GROUP-A ARRESTS	256	2	1	259	973	23	1	997	433	7	2	442

GROUP-B	ADULT	JUV	UNK	TOTAL	ADULT	JUV	UNK	TOTAL	ADULT	JUV	UNK	TOTAL
Bad Checks	0	0	0	0	0	0	0	0	0	0	0	0
Curfew/Loitering/Vagrancy Violations	0	0	0	0	0	0	0	0	0	0	0	0
Disorderly Conduct	5	1	0	6	22	0	0	22	9	0	0	9
Driving Under the Influence	50	0	0	50	78	2	0	80	61	1	0	62
Drunkenness	26	1	0	27	115	1	1	117	24	1	0	25
Family Offenses, Nonviolent	9	0	0	9	73	0	0	73	10	0	0	10
Liquor Law Violations	6	0	0	6	10	0	0	10	3	0	0	3
Peeping Tom	0	0	0	0	0	0	0	0	2	0	0	2
Runaway	0	0	0	0	0	0	0	0	0	0	0	0
Trespass of Real Property	14	0	0	14	24	0	0	24	18	0	0	18
All Other Offenses	91	1	0	92	669	2	1	672	220	1	1	222
TOTAL GROUP-B ARRESTS	201	3	0	204	991	5	2	998	347	3	1	351

TOTAL CRIMES	457	5	1	463	1,964	28	3	1,995	780	10	3	793
---------------------	------------	----------	----------	------------	--------------	-----------	----------	--------------	------------	-----------	----------	------------

2011 TOTAL ARRESTS BY COUNTY - ADULT AND JUVENILE

GROUP-A	WHITLEY				WOLFE				WOODFORD			
	ADULT	JUV	UNK	TOTAL	ADULT	JUV	UNK	TOTAL	ADULT	JUV	UNK	TOTAL
Arson	3	0	0	3	0	0	0	0	3	0	0	3
Assault Offenses	74	10	0	84	44	3	0	47	76	0	0	76
Bribery	0	0	0	0	0	0	0	0	0	0	0	0
Burglary / Breaking and Entering	13	1	0	14	29	1	0	30	12	0	0	12
Counterfeiting/Forgery	7	0	0	7	3	0	0	3	21	0	0	21
Destruction/Damage/Vandalism of Property	20	6	0	26	28	0	0	28	14	0	0	14
Drug/Narcotic Offenses	329	4	0	333	107	0	0	107	114	0	0	114
Embezzlement	0	0	0	0	0	0	0	0	0	0	0	0
Extortion/Blackmail	0	0	0	0	0	0	0	0	0	0	0	0
Fraud Offenses	11	0	0	11	4	0	0	4	4	0	0	4
Gambling Offenses	0	0	0	0	0	0	0	0	0	0	0	0
Homicide Offenses	0	0	0	0	2	0	0	2	1	0	0	1
Kidnapping/Abduction	1	0	0	1	0	0	0	0	2	0	0	2
Larceny/Theft Offenses	99	1	0	100	40	0	0	40	55	0	0	55
Motor Vehicle Theft	1	0	0	1	0	0	0	0	0	0	0	0
Pornography/Obscene Material	0	0	0	0	0	0	0	0	0	0	0	0
Prostitution Offenses	0	0	0	0	0	0	0	0	3	0	0	3
Robbery	2	0	0	2	3	0	0	3	2	0	0	2
Sex Offenses, Forcible	3	0	0	3	0	0	0	0	2	0	0	2
Sex Offenses, Nonforcible	0	0	0	0	0	0	0	0	0	0	0	0
Stolen Property Offenses (Receiving, etc.)	52	1	0	53	2	0	0	2	14	0	0	14
Weapon Law Violations	20	1	0	21	4	0	0	4	7	0	0	7
TOTAL GROUP-A ARRESTS	635	24	0	659	266	4	0	270	330	0	0	330

GROUP-B	ADULT	JUV	UNK	TOTAL	ADULT	JUV	UNK	TOTAL	ADULT	JUV	UNK	TOTAL
Bad Checks	0	0	0	0	0	0	0	0				0
Curfew/Loitering/Vagrancy Violations	0	0	0	0	0	0	0	0	0	0	0	0
Disorderly Conduct	38	5	0	43	9	0	0	9	17	0	0	17
Driving Under the Influence	194	1	0	195	47	1	0	48	191	0	0	191
Drunkenness	157	3	1	161	49	4	0	53	80	0	0	80
Family Offenses, Nonviolent	13	0	0	13	12	0	0	12	17	0	0	17
Liquor Law Violations	2	0	0	2	4	0	0	4	4	0	0	4
Peeping Tom	0	0	0	0	0	0	0	0	0	0	0	0
Runaway	0	1	0	1	0	0	0	0	0	0	0	0
Trespass of Real Property	15	1	0	16	2	0	0	2	16	0	0	16
All Other Offenses	775	7	0	782	181	1	1	183	167	0	0	167
TOTAL GROUP-B ARRESTS	1,194	18	1	1,213	304	6	1	311	492	0	0	492

TOTAL CRIMES	1,829	42	1	1,872	570	10	1	581	822	0	0	822
---------------------	--------------	-----------	----------	--------------	------------	-----------	----------	------------	------------	----------	----------	------------



DRUG ARRESTS

**2011 DRUG ARRESTS
BY COUNTY AND DRUG TYPE**

COUNTY	OPIUM OR COCAINE AND THEIR DERIVATIVES	MARIJUANA	METH	OTHER DRUGS AND SYNTHETIC NARCOTICS	TOTAL
ADAIR	3	14	3	26	46
ALLEN	0	40	99	89	228
ANDERSON	20	59	11	230	320
BALLARD	3	29	16	53	101
BARREN	8	219	181	595	1,003
BATH	0	10	0	65	75
BELL	7	91	8	270	376
BOONE	61	265	12	718	1,056
BOURBON	10	22	2	50	84
BOYD	35	108	14	427	584
BOYLE	11	71	6	92	180
BRACKEN	0	5	0	8	13
BREATHITT	0	20	2	53	75
BRECKINRIDGE	1	23	31	46	101
BULLITT	31	216	55	499	801
BUTLER	0	23	14	46	83
CALDWELL	28	45	16	54	143
CALLOWAY	10	82	25	144	261
CAMPBELL	82	511	3	822	1,418
CARLISLE	0	7	0	6	13
CARROLL	3	37	17	180	237
CARTER	4	15	18	120	157
CASEY	2	48	49	132	231
CHRISTIAN	81	333	46	477	937
CLARK	15	24	6	179	224
CLAY	2	38	19	150	209
CLINTON	0	0	0	2	2
CRITTENDEN	0	12	7	50	69
CUMBERLAND	0	18	27	29	74
DAVISS	67	361	239	981	1,648
EDMONSON	0	13	3	21	37
ELLIOTT	1	8	7	90	106
ESTILL	1	23	0	63	87
FAYETTE	91	350	2	760	1,203
FLEMING	0	7	4	54	65
FLOYD	0	32	5	389	426
FRANKLIN	75	175	3	400	653
FULTON	10	31	5	59	105
GALLATIN	3	18	42	159	222
GARRARD	2	35	2	61	100
GRANT	0	25	27	186	238
GRAVES	21	147	30	322	520
GRAYSON	6	38	30	62	136
GREEN	1	19	19	65	104
GREENUP	1	22	7	80	110
HANCOCK	1	10	22	43	76
HARDIN	52	252	184	507	995
HARLAN	6	46	14	226	292
HARRISON	1	18	2	22	43

**2011 DRUG ARRESTS
BY COUNTY AND DRUG TYPE**

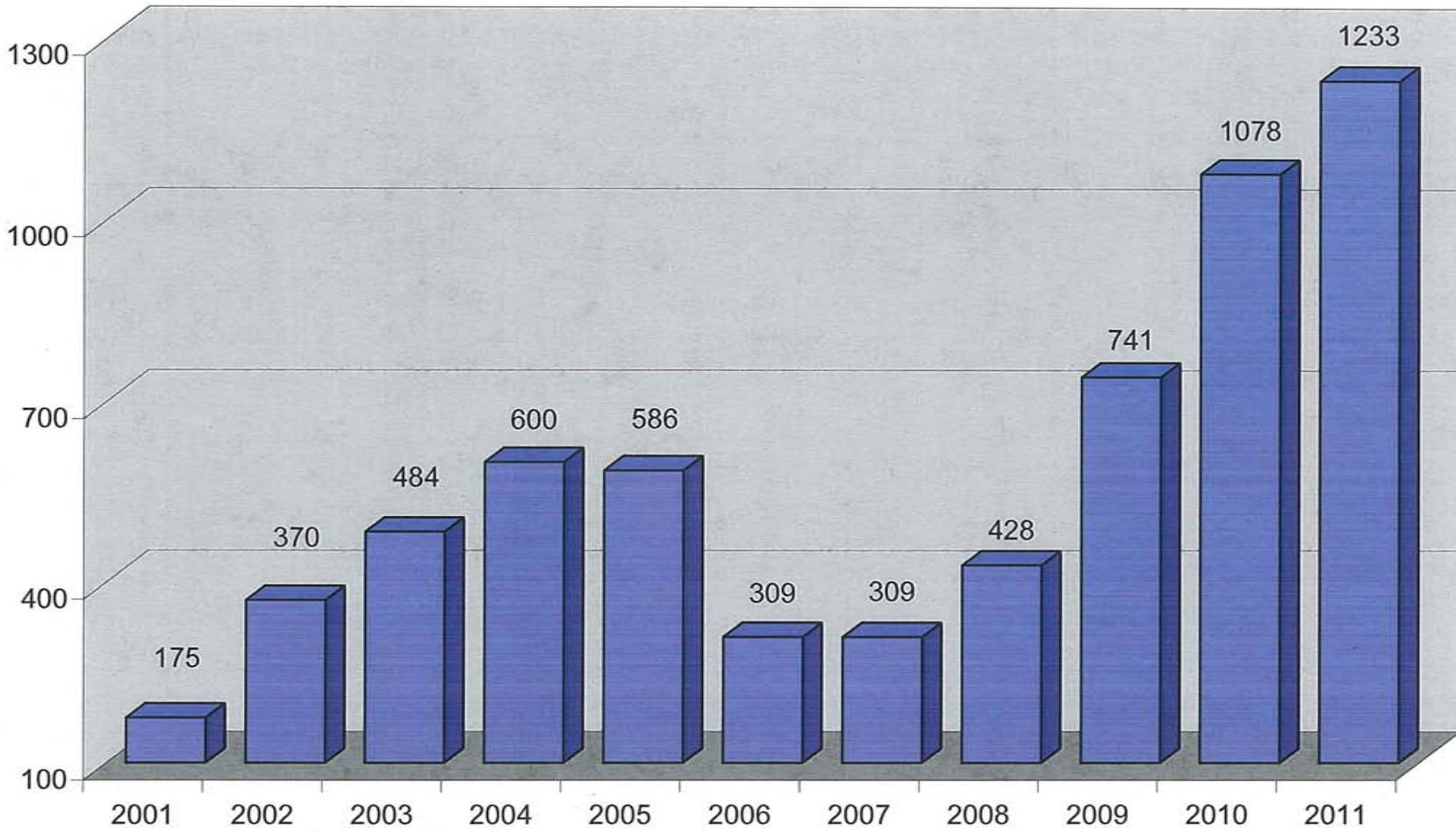
COUNTY	OPIUM OR COCAINE AND THEIR DERIVATIVES	MARIJUANA	METH	OTHER DRUGS AND SYNTHETIC NARCOTICS	TOTAL
HART	4	40	72	180	296
HENDERSON	18	105	40	230	393
HENRY	2	24	2	48	76
HICKMAN	6	9	2	7	24
HOPKINS	23	159	94	464	740
JACKSON	0	16	16	65	97
JEFFERSON	230	670	60	1,084	2,044
JESSAMINE	15	69	16	296	396
JOHNSON	2	53	28	343	426
KENTON	154	516	8	1,169	1,847
KNOTT	2	8	4	121	135
KNOX	0	28	36	258	322
LARUE	7	103	121	161	392
LAUREL	1	84	104	298	487
LAWRENCE	0	9	0	90	99
LEE	2	15	0	61	78
LESLIE	0	4	25	87	116
LETCHER	3	28	7	162	200
LEWIS	0	9	0	26	35
LINCOLN	1	73	19	102	195
LIVINGSTON	0	18	11	59	88
LOGAN	13	115	58	227	413
LYON	2	44	1	78	125
MADISON	41	137	30	457	665
MAGOFFIN	1	10	0	50	61
MARION	34	59	0	79	172
MARSHALL	2	70	51	232	355
MARTIN	0	17	0	183	200
MASON	6	38	5	78	127
MCCRACKEN	64	355	79	676	1,174
MCCREARY	2	10	14	86	112
MCLEAN	0	27	22	58	107
MEADE	10	54	38	111	213
MENIFEE	1	10	0	25	36
MERCER	5	23	16	88	132
METCALFE	1	39	61	77	178
MONROE	0	26	33	42	101
MONTGOMERY	23	31	1	158	213
MORGAN	1	12	0	56	69
MUHLENBERG	12	72	81	249	414
NELSON	37	148	17	183	385
NICHOLAS	4	8	0	44	56
OHIO	1	77	76	194	348
OLDHAM	7	139	9	286	441
OWEN	4	11	8	40	63
OWSLEY	3	9	37	59	108
PENDLETON	10	34	6	89	139
PERRY	2	51	6	472	531
PIKE	11	69	1	447	528
POWELL	2	17	3	191	213

**2011 DRUG ARRESTS
BY COUNTY AND DRUG TYPE**

COUNTY	OPIUM OR COCAINE AND THEIR DERIVATIVES	MARIJUANA	METH	OTHER DRUGS AND SYNTHETIC NARCOTICS	TOTAL
PULASKI	2	64	50	326	442
ROBERTSON	0	2	0	6	8
ROCKCASTLE	8	54	43	251	356
ROWAN	3	46	5	278	332
RUSSELL	1	30	21	47	99
SCOTT	8	55	8	101	172
SHELBY	36	134	5	154	329
SIMPSON	9	63	26	122	220
SPENCER	2	18	20	46	86
TAYLOR	26	112	7	196	341
TODD	9	32	18	73	132
TRIGG	13	38	11	55	117
TRIMBLE	1	6	7	22	36
UNION	7	63	38	115	223
WARREN	66	460	169	1,068	1,763
WASHINGTON	9	17	4	21	51
WAYNE	5	38	173	126	342
WEBSTER	4	26	16	88	134
WHITLEY	0	25	45	174	244
WOLFE	0	14	28	45	87
WOODFORD	7	26	0	41	74
TOTAL	1,741	9,090	3,346	23,843	38,020

Methamphetamine Lab Response for Kentucky
***Numbers Provided by EPIC, ACS Container Program, Louisville Metro Police Department**
2001 - Present
State & Local Response

388





**LAW
ENFORCEMENT
EMPLOYEES**

**MUNICIPAL POLICE DEPARTMENTS
2011**

MUNICIPALITY	FULL TIME LAW ENFORCEMENT OFFICERS			FULL TIME CIVILIAN EMPLOYEES			TOTAL EMPLOYEES
	MALE	FEMALE	Total	MALE	FEMALE	TOTAL	
ADAIRVILLE	1	0	1	0	2	2	3
ALBANY	7	0	7	0	0	0	7
ALEXANDRIA	11	2	13	1	1	2	15
ALLEN	1	0	1	0	0	0	1
ANCHORAGE	10	0	10	1	3	4	14
ASHLAND	45	1	46	1	3	4	50
AUBURN	2	0	2	0	0	0	2
AUDUBON PARK	6	1	7	0	1	1	8
AUGUSTA	3	0	3	0	0	0	3
BARBOURVILLE	14	0	14	1	0	1	15
BARDSTOWN	23	2	25	0	1	1	26
BEATTYVILLE	5	0	5	0	0	0	5
BEAVER DAM	5	0	5	0	0	0	5
BELLEFONTE	4	0	4	0	0	0	4
BELLEVUE	9	1	10	0	1	1	11
BENHAM	2	0	2	0	0	0	2
BENTON	7	0	7	0	0	0	7
BEREA	29	1	30	0	2	2	32
BLOOMFIELD	1	0	1	0	0	0	1
BOONEVILLE	3	0	3	0	0	0	3
BOWLING GREEN	92	11	103	4	33	37	140
BRANDENBURG	4	0	4	0	0	0	4
BROOKSVILLE	1	0	1	0	0	0	1
BURKESVILLE	5	0	5	4	0	4	9
BURNSIDE	4	0	4	0	0	0	4
BUTLER	1	0	1	0	0	0	1
CADIZ	8	0	8	0	1	1	9
CALHOUN	1	0	1	0	0	0	1
CALVERT CITY	6	0	6	0	1	1	7
CAMPBELLSVILLE	21	1	22	0	2	2	24
CANEYVILLE	1	0	1	0	0	0	1
CARLISLE	5	0	5	4	0	4	9
CARROLTON	10	0	10	0	1	1	11
CATLETTSBURG	8	0	8	0	0	0	8
CAVE CITY	6	0	6	0	0	0	6
CENTRAL CITY	12	0	12	0	0	0	12
CLARKSON	1	0	1	0	0	0	1
CLAY CITY	2	0	2	0	0	0	2
CLINTON	5	0	5	0	0	0	5
CLOVERPORT	2	0	2	0	0	0	2
COAL RUN VILLAGE	2	0	2	1	0	1	3
COLD SPRING	10	1	11	0	1	1	12
CORBIN	18	0	18	5	2	7	25
COVINGTON	100	8	108	5	19	24	132
CUMBERLAND	6	0	6	0	0	0	6
CYNTHIANA	16	0	16	0	1	1	17
DANVILLE	28	4	32	0	2	2	34

MUNICIPAL POLICE DEPARTMENTS

2011

MUNICIPALITY	FULL TIME LAW ENFORCEMENT OFFICERS			FULL TIME CIVILIAN EMPLOYEES			TOTAL EMPLOYEES
	MALE	FEMALE	Total	MALE	FEMALE	TOTAL	
DAWSON SPRINGS	5	0	5	1	2	3	8
DAYTON	8	1	9	0	1	1	10
EARLINGTON	1	0	1	0	0	0	1
EDDYVILLE	5	1	6	0	0	0	6
EDGEWOOD	13	1	14	0	0	0	14
EDMONTON	6	0	6	0	0	0	6
ELIZABETHTOWN	38	1	39	10	6	16	55
ELKHORN CITY	4	0	4	0	0	0	4
ELKTON	7	0	7	0	0	0	7
ELSMERE	12	0	12	0	1	1	13
EMINENCE	6	0	6	0	0	0	6
ERLANGER	37	3	40	7	5	12	52
ESTILL	5	0	5	0	2	2	7
FERGUSON	1	0	1	0	0	0	1
FLATWOODS	10	0	10	0	1	1	11
FLEMINGSBURG	5	0	5	0	0	0	5
FLORENCE	57	2	59	0	4	4	63
FRANKFORT	58	1	59	1	4	5	64
FRANKLIN	22	2	24	0	1	1	25
FT. MITCHELL	11	1	12	0	0	0	12
FT. THOMAS	20	2	22	0	1	1	23
FT. WRIGHT	12	0	12	0	0	0	12
FULTON	9	0	9	4	0	4	13
GEORGETOWN	41	2	43	0	3	3	46
GLASGOW	34	3	37	1	11	12	49
GLENCOE	1	0	1	0	0	0	1
GRAYMOOR- DEVONDALE	2	0	2	0	0	0	2
GREENSBURG	6	0	6	0	0	0	6
GREENUP	14	1	15	2	0	2	17
GREENVILLE	9	0	9	0	0	0	9
GUTHRIE	4	0	4	0	0	0	4
HARDINSBURG	5	0	5	0	0	0	5
HARLAN	12	0	12	1	0	1	13
HARRODSBURG	13	0	13	3	5	8	21
HARTFORD	5	0	5	0	0	0	5
HAWESVILLE	1	0	1	0	0	0	1
HAZARD	18	0	18	5	2	7	25
HENDERSON	53	4	57	6	14	20	77
HERITAGE CREEK	9	0	9	0	0	0	9
HIGHLAND HEIGHTS	14	2	16	0	0	0	16
HILLVIEW	12	0	12	0	0	0	12
HINDMAN	1	0	1	0	0	0	1
HODGENVILLE	4	0	4	0	0	0	4
HOPKINSVILLE	66	5	71	8	19	27	98
HORSE CAVE	5	0	5	0	0	0	5
HURSTBOURNE ACRES	2	0	2	0	0	0	2
HUSTONVILLE	1	0	1	0	0	0	1

**MUNICIPAL POLICE DEPARTMENTS
2011**

MUNICIPALITY	FULL TIME LAW ENFORCEMENT OFFICERS			FULL TIME CIVILIAN EMPLOYEES			TOTAL EMPLOYEES
	MALE	FEMALE	Total	MALE	FEMALE	TOTAL	
INDEPENDENCE	26	0	26	0	2	2	28
INDIAN HILLS	7	1	8	0	0	0	8
INEZ	2	0	2	0	0	0	2
IRVINE	6	0	6	0	0	0	6
IRVINGTON	3	0	3	0	0	0	3
JACKSON	9	0	9	3	0	3	12
JAMESTOWN	4	1	5	0	0	0	5
JEFFERSONTOWN	45	5	50	2	8	10	60
JENKINS	3	1	4	0	1	1	5
JUNCTION CITY	3	0	3	0	0	0	3
KENTON	31	2	33	0	2	2	35
LACENTER	1	0	1	0	0	0	1
LAGRANGE	13	0	13	0	0	0	13
LAKESIDE PARK	9	1	10	0	1	1	11
LANCASTER	7	1	8	0	0	0	8
LAWRENCEBURG	15	0	15	3	5	8	23
LEBANON JCT	0	0	0	0	0	0	0
LEBANON	14	1	15	3	3	6	21
LEITCHFIELD	14	0	14	0	1	1	15
LEWISBURG	1	0	1	0	0	0	1
LEWISPORT	2	0	2	0	0	0	2
LEXINGTON	480	42	522	24	49	73	595
LONDON	34	0	34	0	3	3	37
LOUISA	6	0	6	0	0	0	6
LOUISVILLE	1,069	164	1,233	45	139	184	1,417
LOYALL	1	0	1	0	0	0	1
LUDLOW	10	0	10	1	0	1	11
LYNCH	2	0	2	0	0	0	2
LYNNVIEW	3	0	3	0	0	0	3
MADISONVILLE	42	2	44	5	7	12	56
MANCHESTER	11	0	11	0	0	0	11
MARION	6	0	6	0	3	3	9
MARTIN	4	0	4	0	0	0	4
MAYFIELD	24	0	24	0	0	0	24
MAYSVILLE	19	2	21	4	4	8	29
MCKEE	1	0	1	0	0	0	1
MEADOWVALE	0	1	1	0	0	0	1
MIDDLESBORO	22	0	22	0	4	4	26
MILLERSBURG	1	0	1	0	0	0	1
MONTICELLO	10	0	10	0	1	1	11
MOREHEAD	20	0	20	3	5	8	28
MORGANFIELD	8	0	8	6	0	6	14
MORGANTOWN	6	0	6	0	0	0	6
MORTONS GAP	1	0	1	0	0	0	1
MT. STERLING	20	2	22	0	2	2	24
MT. VERNON	9	0	9	0	0	0	9
MT. WASHINGTON	12	1	13	0	1	1	14

MUNICIPAL POLICE DEPARTMENTS

2011

MUNICIPALITY	FULL TIME LAW ENFORCEMENT OFFICERS			FULL TIME CIVILIAN EMPLOYEES			TOTAL EMPLOYEES
	MALE	FEMALE	Total	MALE	FEMALE	TOTAL	
MULDRAUGH	4	0	4	0	0	0	4
MUNFORDVILLE	5	0	5	0	0	0	5
MURRAY	28	4	32	2	4	6	38
NEW CASTLE	0	0	0	0	0	0	0
NEWPORT	39	1	40	1	3	4	44
NICHOLASVILLE	55	3	58	3	4	7	65
NORTONVILLE	1	0	1	0	0	0	1
OAK GROVE	16	1	17	0	5	5	22
OLIVE HILL	6	0	6	0	0	0	6
OWENSBORO	96	2	98	6	26	32	130
OWINGSVILLE	5	0	5	0	0	0	5
PADUCAH	66	5	71	0	10	10	81
PAINTSVILLE	11	0	11	0	1	1	12
PARIS	25	0	25	1	1	2	27
PARK HILLS	5	0	5	0	0	0	5
PEEWEE VALLEY	1	0	1	0	0	0	1
PENDLETON	1	0	1	0	0	0	1
PERRYVILLE	1	0	1	0	0	0	1
PIKEVILLE	20	1	21	3	5	8	29
PINEVILLE	9	0	9	0	0	0	9
PIONEER VILLAGE	5	0	5	0	0	0	5
POWDERLY	2	0	2	0	0	0	2
PRESTONSBURG	16	0	16	0	0	0	16
PRINCETON	13	1	14	0	1	1	15
PROSPECT	7	2	9	0	1	1	10
PROVIDENCE	7	0	7	0	0	0	7
RACELAND	5	1	6	0	0	0	6
RADCLIFF	40	1	41	0	0	0	41
RAVENNA	1	0	1	0	0	0	1
RICHMOND	53	4	57	4	6	10	67
RUSSELL	12	0	12	0	0	0	12
RUSSELL SPRINGS	6	2	8	0	1	1	9
RUSSELLVILLE	17	2	19	0	0	0	19
SADIEVILLE	0	0	0	0	0	0	0
SALYERSVILLE	2	0	2	0	0	0	2
SCOTTSVILLE	13	0	13	1	7	8	21
SEBREE	1	0	1	0	0	0	1
SHELBYVILLE	22	1	23	0	1	1	24
SHEPHERDSVILLE	25	1	26	0	2	2	28
SHIVELY	25	1	26	3	3	6	32
SILVER GROVE	1	0	1	0	0	0	1
SIMPSONVILLE	4	0	4	0	0	0	4
SMITHS GROVE	1	0	1	0	0	0	1
SOMERSET	38	1	39	1	3	4	43
SOUTH SHORE	1	0	1	0	0	0	1
ST. MATTHEWS	32	1	33	0	5	5	38
STAMPING GROUND	1	0	1	0	0	0	1

**MUNICIPAL POLICE DEPARTMENTS
2011**

MUNICIPALITY	FULL TIME LAW ENFORCEMENT OFFICERS			FULL TIME CIVILIAN EMPLOYEES			TOTAL EMPLOYEES
	MALE	FEMALE	Total	MALE	FEMALE	TOTAL	
STANFORD	10	0	10	0	0	0	10
STANTON	7	0	7	0	0	0	7
STRATHMOOR VILLAGE	2	0	2	0	0	0	2
STURGIS	3	0	3	0	0	0	3
TAYLOR MILL	9	2	11	0	1	1	12
TAYLORSVILLE	5	0	5	0	0	0	5
TOMPKINSVILLE	9	0	9	2	1	3	12
TRENTON	0	0	0	0	0	0	0
UNIONTOWN	2	0	2	0	0	0	2
VANCEBURG	6	0	6	0	0	0	6
VERSAILLES	33	3	36	0	1	1	37
VILLA HILLS	7	0	7	0	1	1	8
VINE GROVE	6	1	7	0	0	0	7
WARSAW	5	0	5	0	0	0	5
WAYLAND	1	0	1	0	0	0	1
WEST LIBERTY	7	0	7	0	0	0	7
WEST POINT	4	0	4	0	0	0	4
WHEELWRIGHT	1	0	1	0	0	0	1
WHITESBURG	5	0	5	5	0	5	10
WILDER	7	0	7	0	0	0	7
WILLIAMSBURG	12	0	12	0	1	1	13
WILLIAMSTOWN	7	0	7	0	1	1	8
WILMORE	10	1	11	0	1	1	12
WINCHESTER	31	1	32	2	10	12	44
WINGO	1	0	1	0	0	0	1
WORTHINGTON	4	0	4	0	0	0	4
TOTAL	4,221	335	4,556	209	506	715	5,271

**SHERIFF'S DEPARTMENTS
2011**

COUNTY	FULL TIME LAW ENFORCEMENT OFFICERS			FULL TIME CIVILIAN EMPLOYEES			TOTAL EMPLOYEES
	MALE	FEMALE	TOTAL	MALE	FEMALE	TOTAL	
ADAIR	6	0	6	2	0	2	8
ALLEN	13	0	13	0	2	2	15
ANDERSON	14	0	14	0	2	2	16
BALLARD	11	2	13	0	0	0	13
BARREN	16	2	18	2	2	4	22
BATH	3	0	3	1	0	1	4
BELL	14	1	15	4	6	10	25
BOONE	126	4	130	2	6	8	138
BOURBON	8	0	8	0	1	1	9
BOYD	27	1	28	2	5	7	35
BOYLE	9	0	9	0	2	2	11
BRACKEN	4	0	4	1	0	1	5
BREATHITT	2	0	2	2	0	2	4
BRECKINRIDGE	8	0	8	0	2	2	10
BULLITT	40	3	43	1	4	5	48
BUTLER	6	0	6	1	1	2	8
CALDWELL	6	1	7	0	2	2	9
CALLOWAY	8	3	11	6	5	11	22
CAMPBELL	8	1	9	1	2	3	12
CARROLL	4	0	4	1	0	1	5
CARTER	8	1	9	0	2	2	11
CASEY	6	0	6	0	2	2	8
CHRISTIAN	27	3	30	0	4	4	34
CLARK	13	0	13	2	2	4	17
CLAY	12	0	12	1	2	3	15
CLINTON	4	0	4	0	1	1	5
CRITTENDEN	3	0	3	0	1	1	4
CUMBERLAND	4	0	4	0	1	1	5
DAVISS	38	2	40	0	5	5	45
EDMONSON	7	0	7	0	2	2	9
FLEMING	7	1	8	0	0	0	8
FLOYD	9	2	11	1	2	3	14
FRANKLIN	17	1	18	2	2	4	22
FULTON	3	0	3	0	1	1	4
GALLATIN	9	1	10	0	1	1	11
GARRARD	8	0	8	0	1	1	9
GRANT	6	0	6	0	1	1	7
GRAVES	11	0	11	0	3	3	14
GREEN	5	0	5	0	0	0	5
GREENUP	14	1	15	2	0	2	17
HANCOCK	6	0	6	0	1	1	7
HARDIN	23	4	27	7	5	12	39
HARLAN	17	3	20	0	4	4	24
HARRISON	10	0	10	0	0	0	10
HART	7	1	8	0	3	3	11
HENDERSON	19	2	21	0	4	4	25
HENRY	8	0	8	0	1	1	9
HICKMAN	1	2	3	0	0	0	3
HOPKINS	17	1	18	0	8	8	26
JACKSON	6	0	6	3	4	7	13

**SHERIFF'S DEPARTMENTS
2011**

COUNTY	FULL TIME LAW ENFORCEMENT OFFICERS			FULL TIME CIVILIAN EMPLOYEES			TOTAL EMPLOYEES
	MALE	FEMALE	TOTAL	MALE	FEMALE	TOTAL	
JEFFERSON	196	20	216	20	32	52	268
JESSAMINE	23	1	24	3	5	8	32
JOHNSON	11	0	11	0	3	3	14
KENTON	23	2	25	2	6	8	33
KNOTT	6	0	6	0	3	3	9
KNOX	8	0	8	0	4	4	12
LAUREL	28	0	28	0	5	5	33
LAWRENCE	6	0	6	1	2	3	9
LESLIE	5	0	5	4	0	4	9
LETCHER	9	2	11	1	1	2	13
LEWIS	3	0	3	0	2	2	5
LINCOLN	8	1	9	0	2	2	11
LIVINGSTON	6	0	6	1	0	1	7
LYON	4	1	5	0	0	0	5
MADISON	20	2	22	6	2	8	30
MAGOFFIN	4	0	4	0	1	1	5
MARION	11	0	11	0	0	0	11
MARSHALL	20	2	22	1	2	3	25
MASON	14	0	14	0	2	2	16
MCCRACKEN	35	3	38	2	4	6	44
MCCREARY	6	0	6	1	1	2	8
MCLEAN	8	0	8	0	2	2	10
MEADE	9	0	9	0	3	3	12
MENIFEE	4	0	4	1	0	1	5
MERCER	7	0	7	5	4	9	16
METCALFE	4	0	4	0	2	2	6
MONTGOMERY	12	1	13	0	1	1	14
MUHLENBERG	13	2	15	0	1	1	16
NELSON	23	0	23	2	5	7	30
NICHOLAS	1	0	1	0	0	0	1
OHIO	15	0	15	1	2	3	18
OLDHAM	11	3	14	0	2	2	16
OWEN	5	0	5	2	0	2	7
OWSLEY	2	0	2	0	1	1	3
PENDLETON	6	0	6	0	1	1	7
PERRY	2	0	2	0	0	0	2
PIKE	17	0	17	2	9	11	28
PULASKI	33	0	33	0	8	8	41
ROBERTSON	1	0	1	0	0	0	1
ROCKCASTLE	3	0	3	0	1	1	4
ROWAN	11	0	11	0	4	4	15
RUSSELL	9	1	10	0	1	1	11
SCOTT	28	3	31	0	2	2	33
SHELBY	21	2	23	0	2	2	25
SIMPSON	14	1	15	0	2	2	17
SPENCER	7	0	7	0	1	1	8
TAYLOR	12	0	12	0	2	2	14
TODD	4	0	4	0	2	2	6
TRIMBLE	1	0	1	0	0	0	1
UNION	7	1	8	0	1	1	9

**SHERIFF'S DEPARTMENTS
2011**

COUNTY	FULL TIME LAW ENFORCEMENT OFFICERS			FULL TIME CIVILIAN EMPLOYEES			TOTAL EMPLOYEES
	MALE	FEMALE	TOTAL	MALE	FEMALE	TOTAL	
WARREN	54	2	56	4	19	23	79
WASHINGTON	4	2	6	1	1	2	8
WAYNE	9	1	10	1	1	2	12
WEBSTER	7	0	7	0	2	2	9
WHITLEY	12	0	12	4	0	4	16
WOLFE	3	0	3	0	1	1	4
WOODFORD	8	1	9	3	1	4	13
TOTAL	1,491	97	1,588	112	266	378	1,966

**COUNTY POLICE DEPARTMENTS
2011**

COUNTY	FULL TIME LAW ENFORCEMENT			FULL TIME CIVILIAN			TOTAL EMPLOYEES
	MALE	FEMALE	TOTAL	MALE	FEMALE	TOTAL	
CAMPBELL	29	2	31	0	1	1	32
GALLATIN	1	0	1	0	0	0	1
KENTON	31	2	33	0	2	2	35
OLDHAM	30	1	31	0	2	2	33
TOTAL	91	5	96	0	5	5	101

**DRUG TASK FORCES
2011**

AGENCY	FULL TIME LAW ENFORCEMENT OFFICERS			FULL TIME CIVILIAN EMPLOYEES			TOTAL EMPLOYEES
	MALE	FEMALE	TOTAL	MALE	FEMALE	TOTAL	
BARREN COUNTY DRUG TASK FORCE	1	0	1	0	1	1	2
BUFFALO TRACE / GATEWAY NARC TASK FORCE	3	1	4	0	0	0	4
CENTRAL KENTUCKY DRUG TASK FORCE	1	0	1	0	0	0	1
LAKE CUMBERLAND DRUG TASK FORCE	4	0	4	0	1	1	5
FIVCO F.A.D.E. DRUG TASK FORCE	6	0	6	0	1	1	7
GREATER HARDIN COUNTY NARC TASK FORCE	1	0	1	0	1	1	2
NORTHERN KENTUCKY NARC ENFORCEMENT	2	0	2	0	1	1	3
PENNYRILE NARCOTICS TASK FORCE	9	1	10	0	3	3	13
SOUTH CENTRAL DRUG TASK FORCE	4	1	5	0	0	0	5
UNLAWFUL NARC INVEST TREAT EDUCUCATION	18	0	18	0	3	3	21
TOTAL	49	3	52	0	11	11	63

**OTHER LAW ENFORCEMENT AGENCIES
2011**

AGENCY	FULL TIME LAW ENFORCEMENT OFFICERS			FULL TIME CIVILIAN EMPLOYEES			TOTAL EMPLOYEES
	MALE	FEMALE	TOTAL	MALE	FEMALE	TOTAL	
BLUEGRASS AIRPORT	19	0	19	5	4	9	28
CINCINNATI- NOTHERN KENTUCKY AIRPORT	46	3	49	8	5	13	62
LOUISVILLE AIRPORT POLICE	37	1	38	2	3	5	43
TOTAL	102	4	106	15	12	27	133

COLLEGES / SCHOOLS / UNIVERSITIES

2011

AGENCY	FULL TIME LAW ENFORCEMENT OFFICERS			FULL TIME CIVILIAN EMPLOYEES			TOTAL EMPLOYEES
	MALE	FEMALE	TOTAL	MALE	FEMALE	TOTAL	
CLARK CO. SCHOOLS	2	0	2	0	0	0	2
GRAVES CO. SCHOOLS	1	0	1	0	0	0	1
EASTERN KY UNIV.	22	3	25	2	4	6	31
FAYETTE CO. SCHOOLS (DEPT OF LAW ENFORCEMENT)	21	6	27	1	3	4	31
JEFFERSON CO. SCHOOLS	19	2	21	2	4	6	27
KENTUCKY STATE UNIV.	7	6	13	5	3	8	21
MCCRACKEN CO. PUBLIC SCHOOLS	5	0	5	0	0	0	5
MONTGOMERY CO. SCHOOLS	2	0	2	0	0	0	2
OHIO CO. SCHOOLS	1	0	1	1	0	1	2
MCLEAN CO SCHOOLS	1	0	1	0	0	0	1
MURRAY STATE UNIV.	14	1	15	2	3	5	20
NORTHERN KY UNIV.	14	2	16	3	3	6	22
UNIV. OF KENTUCKY	44	5	49	71	19	90	139
UNIV. OF LOUISVILLE	36	5	41	22	16	38	79
WESTERN KY UNIV.	26	1	27	1	9	10	37
TOTAL	215	31	246	110	64	174	420

STATE AGENCIES

2011

AGENCY	FULL TIME LAW ENFORCEMENT OFFICERS			FULL TIME CIVILIAN EMPLOYEES			TOTAL EMPLOYEES
	MALE	FEMALE	TOTAL	MALE	FEMALE	TOTAL	
ABC	26	6	32	9	20	29	61
KY BUREAU OF INVST.	22	7	29	0	4	4	33
FISH & WILDLIFE	136	1	137	4	4	8	145
KY HORSE PARK	7	0	7	0	0	0	7
KY STATE POLICE	1021	25	1046	381	382	763	1,809
PARK RANGERS	47	3	50	0	0	0	50
GAMING	5	2	7	0	1	1	8
TOTAL	1,264	44	1,308	394	411	805	2,113

TOTAL OF ALL AGENCIES	7,433	519	7,952	840	1,275	2,115	10,067
------------------------------	--------------	------------	--------------	------------	--------------	--------------	---------------



LEOKA
Law Enforcement
Officers Killed
or Assaulted

LAW ENFORCEMENT OFFICERS ASSAULTED

A total of 964 police officers were assaulted in Kentucky during 2011. The chart below shows the type of activity the officer was performing: type of weapon used in the assault, and type of officer assignment.

Of the 964 officers assaulted, 300 officers received personal injury. This number represents 31.1% of the total number of officers assaulted; 68.9% of the police assaults were cleared.

TYPE OF ACTIVITY	TOTAL ASSAULT BY WEAPON	TYPE OF WEAPON				TYPE OF ASSIGNMENT						
		FIRE-ARM	KNIFE OR OTHER CUTTING INSTRUMENT	OTHER DANGEROUS WEAPONS	HANDS, FISTS, FEET, ETC.	TWO-OFFICER VEHICLE	ONE-OFFICER VEHICLE		DETECTIVE OR SPECIAL ASSIGNMENT		OTHER	
							ALONE	ASSIS-TED	ALONE	ASSIS-TED	ALONE	ASSIS-TED
Responding to "Disturbance" calls (family quarrels, man with gun, etc.)	248	25	6	33	184	26	111	104	0	0	5	2
Burglaries in progress or pursuing burglary suspects	20	4	2	3	11	3	6	10	0	0	1	0
Robberies in progress or pursuing robbery suspects	8	2	0	1	5	0	0	6	0	0	2	0
Attempting other arrests	110	5	2	10	93	6	57	36	1	1	6	3
Civil disorder (riot, mass disobedience)	2	0	0	0	2	0	0	2	0	0	0	0
Handling, transporting, custody of prisoners	48	0	0	6	42	7	28	8	1	0	0	4
Investigating suspicious persons or circumstances	127	16	3	37	71	10	57	48	1	6	2	3
Ambush, no warning	0	0	0	0	0	0	0	0	0	0	0	0
Mentally deranged	15	0	2	1	12	1	12	2	0	0	0	0
Traffic pursuits and stops	231	5	4	190	32	16	147	60	0	7	0	1
All other	155	8	4	58	85	11	67	43	5	6	12	11
TOTAL	964	65	23	339	537	80	485	319	8	20	28	24



SUMMARY AGENCIES

Summary Agency

This is an agency that has not met the FBI NIBRS certification. These agencies submit their statistical crime data to the Kentucky State Police as Part I and Part II crimes. Part I crimes are the most serious crimes as chosen by the FBI (See glossary for a detailed list). Part II crimes are considered less severe (See glossary for a detailed list).

NIBRS Agency (National Incident Based Reporting System)

An agency that has met the FBI requirement for NIBRS based crime data submission. This is based on Group A and Group B crimes as defined by the FBI. Group A and Group B crimes are more defined than the older Summary method. NIBRS can better define crime into more specific categories (See glossary for a detailed list).

2011 began with eight agencies submitting Summary crime data. Six of those agencies became NIBRS certified within the year.

Currently, two departments remain as Summary Agencies.

SUMMARY AGENCIES

Part I Crime Arrests	Frankfort Police Department		Georgetown Police Department		Henderson Police Department	
	Offenses		Offenses		Offenses	
	Reported	Cleared	Reported	Cleared	Reported	Cleared
Aggravated Assault	15	6	95	95	6	0
Arson	0	0	0	0	0	0
Auto Theft	20	2	27	2	12	5
Burglary	135	10	166	6	48	15
Forcible Rape	11	6	17	0	0	0
Larceny - Theft (Except Auto)	361	92	910	97	148	49
Murder	0	0	0	0	0	0
Robbery	15	1	9	0	1	0
Total	557	117	1,224	200	215	69

Part II Crime Arrests	Frankfort Police Department	Georgetown Police Department	Henderson Police Department
	Curfew & Loitering Laws	0	0
Disorderly Conduct	142	64	183
Driving Under Influence	165	102	209
Drunkenness	175	97	205
Embezzlement	4	0	1
Forgery & Counterfeiting	22	21	127
Fraud	132	39	436
Gambling	0	0	0
Liquor Laws	43	22	75
Manslaughter by Negligence	0	0	0
Narcotic Drug Laws	352	120	306
Offenses Against Family	100	44	76
Other Assaults	158	62	435
Prostitution & Commercialized Vice	0	0	0
Runaways	3	0	0
Sex Offenses (Except Forcible Rape & Prostitution)	10	15	31
Stolen Property: Buying, Receiving, Possession	31	30	52
Vandalism	27	11	98
Weapons: Carrying, Possession, etc.	15	10	25
All Other Offenses (except traffic)	998	265	853
Total	2,377	902	3,112

**Note: Frankfort Police Department reported summary for a portion of the year before moving to KYOPS.

**Note: Henderson Police Department reported summary for a portion of the year before moving to ENIBRS.

SUMMARY AGENCIES

Part I Crime Arrests	Highland Heights Police Department		Lexington Metro Police Department		Louisville Metro Police Department	
	Offenses		Offenses		Offenses	
	Reported	Cleared	Reported	Cleared	Reported	Cleared
Aggravated Assault	34	34	647	410	2181	1516
Arson	2	0	13	3	605	67
Auto Theft	7	1	417	90	2505	546
Burglary	44	1	1805	316	8176	1538
Forcible Rape	1	0	64	56	239	220
Larceny - Theft (Except Auto)	105	5	5759	1685	21824	6481
Murder	0	0	13	11	49	31
Robbery	3	0	311	77	1651	535
Total	196	41	9029	2648	37230	10934

Part II Crime Arrests	Highland Heights Police Department	Lexington Metro Police Department	Louisville Metro Police Department
	Curfew & Loitering Laws	0	0
Disorderly Conduct	14	0	652
Driving Under Influence	24	531	2,128
Drunkenness	27	921	3,945
Embezzlement	0	0	0
Forgery & Counterfeiting	0	48	376
Fraud	0	50	350
Gambling	0	0	5
Liquor Laws	0	2	214
Manslaughter by Negligence	0	0	0
Narcotic Drug Laws	94	413	8,526
Offenses Against Family	0	212	531
Other Assaults	10	185	2,135
Prostitution & Commercialized Vice	0	17	150
Runaways	0	0	0
Sex Offenses (Except Forcible Rape & Prostitution)	0	4	1
Stolen Property: Buying, Receiving, Possession	5	89	593
Vandalism	1	7	331
Weapons: Carrying, Possession, etc.	0	22	572
All Other Offenses (except traffic)	61	652	2,245
Total	236	3,153	22,754

**Note: Lexington Metro Police Department reported summary for a portion of the year before moving to KYOPS.

SUMMARY AGENCIES

Part I Crime Arrests	Morganfield Police Department		Winchester Police Department		Grand Total	
By Category	Offenses		Offenses		Offenses	
	Reported	Cleared	Reported	Cleared	Reported	Cleared
Aggravated Assault	31	27	107	12	3,116	2,100
Arson	0	0	6	1	626	71
Auto Theft	1	1	10	0	2,999	647
Burglary	36	28	210	11	10,620	1,925
Forcible Rape	1	0	7	1	340	283
Larceny - Theft (Except Auto)	128	95	756	147	29,991	8,651
Murder	0	0	3	2	65	44
Robbery	2	2	32	9	2,024	624
Total	199	153	1,131	183	49,781	14,345

Part II Crime Arrests	Morganfield Police Department	Winchester Police Department	Grand Total
Curfew & Loitering Laws	0	0	0
Disorderly Conduct	12	11	1,078
Driving Under Influence	58	42	3,259
Drunkenness	26	182	5,578
Embezzlement	0	0	5
Forgery & Counterfeiting	6	16	616
Fraud	8	4	1,019
Gambling	0	0	5
Liquor Laws	26	2	384
Manslaughter by Negligence	0	0	0
Narcotic Drug Laws	115	128	10,054
Offenses Against Family	6	3	972
Other Assaults	33	19	3,037
Prostitution & Commercialized Vice	0	2	169
Runaways	0	0	3
Sex Offenses (Except Forcible Rape & Prostitution)	1	4	66
Stolen Property: Buying, Receiving, Possession	7	14	821
Vandalism	8	6	489
Weapons: Carrying, Possession, etc.	3	1	648
All Other Offenses (except traffic)	128	639	5,841
Total	437	1,073	34,044

**Note: Morganfield Police Department reported summary for a portion of the year before moving to KYOPS.



ELECTRONIC FINGERPRINTS

2011 Electronic Fingerprint Submissions by Facility

KRS 441.046 mandates that persons in adult or juvenile detention facilities to be fingerprinted. KAR 14:010 further defines the responsibility of the Kentucky State Police Automated Fingerprint Identification Section (AFIS) to maintain and store all fingerprint submissions.

When any person is arrested in the state of Kentucky the data that the facility submits from a LiveScan is actually what is captured to populate an individual's criminal history. Within seconds of submitting a set of fingerprints their identity/alias is confirmed and their criminal arrest information is added to any previous record. Also, their fingerprints are searched against the state wide "unsolved cases" latent file, and then finally forwarded to the FBI to search the federal unsolved latent file, including warrants from other states, and the federal criminal database. It is absolutely crucial to submit the best quality fingerprints possible accompanied by arrest data that is accurate. As a matter of fact, if an arrested individual goes without being fingerprinted or is submitted with poor quality fingerprints, that arrest will never be added to their criminal record.

Listed below is a list of all detention facilities in the state and the number of fingerprints submitted to the Kentucky State Police in 2011.

Location	Fingerprinted
Adair County Jail	512
Adair Youth Development Center	289
Allen County Detention Center	697
Ballard County Jail	481
Barren County Correction Center	1,851
Bell County Jail	1,296
Big Sandy Reg. Detention Center	1,905
Boone County Jail	1,967
Bourbon County Detention Center	1,300
Boyd County Detention Center	1,604
Boyd Juvenile Detention Center	282
Boyle County Detention Center	1,325
Breathitt Juvenile Detention	286
Breckinridge County Jail	434
Bullitt County Jail	1,548
Butler County Jail	466
Caldwell County Detention Center	831
Calloway County Detention Center	400
Campbell County Detention Center	5,787
Campbell Regional Juvenile	449
Carroll County Detention Center	1,529
Carter County Jail	750
Casey County Detention Center	716
Christian County Jail	5,254
Clark County Detention Center	896
Clay County Detention Center	1,895
Clinton County Jail	632
Corbin Police Department	0

Location	Fingerprinted
Kentucky Correctional Institute for Women	666
Kentucky River Regional Jail	542
Kentucky State Penitentiary	118
Kentucky State Reformatory	375
Knox County Jail	229
LaRue County Detention Center	298
Laurel County Detention Center	2,454
Lee Adjustment Center	0
Leslie County Jail	903
Letcher County Jail	417
Lewis County Jail	113
Lincoln County Jail	1,361
Lincoln Village Youth Development	768
Little Sandy Correctional Complex	110
Logan County Jail	1,311
Luther Luckett Correctional Complex	39
Madison County Detention Center	2,176
Marion County Detention Center	1,303
Marshall County Detention Center	825
Mason County Detention Center	868
McCracken County Regional Jail	4,004
McCracken Juvenile Detention Center	722
McCreary County Jail	947
Meade County Jail	583
Monroe County Correctional Center	369
Montgomery County Regional Jail	1,402
Muhlenberg County Jail	1,235
Nelson County Jail	1,940

2011 Electronic Fingerprint Submissions by Facility

Location	Fingerprinted
Crittenden County Jail	258
Daviess County Detention Center	5,912
Eastern Kentucky Correctional Complex	0
Estill County Jail	74
Fayette County Detention Center	17,354
Fayette County Juvenile Detention	524
Floyd County Detention Center	1,148
Franklin County Detention Center	3,035
Fulton County Detention Center	370
Grant County Detention Center	1,153
Graves County Detention Center	416
Grayson County Jail	696
Green River Correctional Complex	100
Greenup County Detention Center	210
Hardin County Detention Center	4,176
Harlan Co Detention Center	2,060
Hart County Jail	982
Henderson County Detention Center	3,292
Hickman County Jail	120
Hopkins County Detention Center	3,277
Jackson County Jail	600
Jefferson County Detention Center	42,427
Jefferson County Youth Center	814
Jessamine County Detention Center	2,296
Kenton County Jail	7,586

Location	Fingerprinted
Northpoint Training Center	57
Ohio County Jail	419
Oldham County Detention Center	692
Pike County Detention Center	2,032
Powell County Jail	426
Pulaski County Detention Center	1,841
Roederer Correctional Complex	4,610
Rockcastle County Detention Center	711
Rowan County Detention Center	1,533
Russell County Detention Center	644
Scott County Detention Center	624
Shelby County Detention Center	2,781
Simpson County Detention Center	812
Taylor County Jail	619
Three Forks Regional Jail	1,068
Todd County Jail	347
Union County Jail	779
Warren County Detention Center	7,082
Warren County Regional Juvenile	400
Wayne County Jail	558
Webster County Detention Center	402
Western Kentucky Correctional Complex	80
Whitley County Jail	1,232
Woodford County Detention Center	1,146

Total:

191,235



GLOSSARY

GLOSSARY

The following language may be found throughout this publication and should be interpreted as defined below:

All Other Agencies: Other law enforcement personnel that submitted data in a county or jurisdiction.

All Other Offenses (Group-B Crimes): All crimes that are not Group "A" offenses and not included in one of the specifically named Group "B" crime categories.

Arson: To unlawfully and intentionally damage or attempt to damage any real or personal property by fire or incendiary device.

Assault Offenses: An unlawful attack by one person upon another.

Bad Checks: Knowingly and intentionally writing and/or negotiating checks drawn against insufficient or nonexistent funds.

Bribery: The offering, giving, receiving, or soliciting of anything of value (i.e., a bribe, gratuity, or kickback) to sway the judgment or action of a person in a position of trust or influence.

Burglary / Breaking and Entering: The unlawful entry into a building or other structure with the intent to commit a felony or a theft.

Counterfeiting / Forgery: The altering, copying, or imitation of something, without authority or right, with the intent to deceive or defraud by passing the copy or thing altered or imitated as that which is original or genuine or the selling, buying, or possession of an altered, copied, or imitated thing with the intent to deceive or defraud.

Curfew/Loitering/Vagrancy Violations: The violation of a court order, regulation, ordinance, or law requiring the withdrawal of persons from the streets or other specified areas; prohibiting persons from remaining in an area or place in an idle or aimless manner; or prohibiting persons from going from place to place without visible means of support.

Day: Concerning criminal activity, the term "Day" is considered to be between the hours of 6:00am and 6:00pm.

Destruction / Damage / Vandalism of Property: To willfully or maliciously destroy, damage, deface, or otherwise injure real or personal property without the consent of the owner or the person having custody or control of it.

Disorderly Conduct: Any behavior that tends to disturb the public peace or decorum, scandalize the community, or shock the public sense of morality.

*Many of the definitions within this glossary were acquired from the U.S. Department of Justice publication: August 2000 National Incident Based Reporting System – Volume 1

Driving Under the Influence: Driving or operating a motor vehicle or common carrier while mentally or physically impaired as the result of consuming an alcoholic beverage or using a drug or narcotic.

Drug / Narcotic Offenses: The violation of laws prohibiting the production, distribution, and/or use of certain controlled substances and the equipment or devices utilized in their preparation and/or use.

Drunkness: To drink alcoholic beverages to the extent that one's mental faculties and physical coordination are substantially impaired.

Embezzlement: The unlawful misappropriation by an offender to his/her own use or purpose of money, property, or some other thing of value entrusted to his/her care, custody, or control.

Extortion / Blackmail: To unlawfully obtain money, property, or any other thing of value, either tangible or intangible, through the use or threat of force, misuse of authority, threat of criminal prosecution, threat of destruction of reputation or social standing, or through other coercive means.

Family Offenses, Nonviolent: Unlawful, nonviolent acts by a family member (or legal guardian) that threaten the physical, mental, or economic well-being or morals of another family member and that are not classifiable as other offenses, such as Assault, Incest, Statutory Rape, etc.

Fraud Offenses: The intentional perversion of the truth for the purpose of inducing another person or other entity in reliance upon it to part with something of value or to surrender a legal right.

Gambling Offenses: To unlawfully bet or wager money or something else of value; assist, promote, or operate a game of chance for money or some other stake; possess or transmit wagering information; manufacture, sell, purchase, possess, or transport gambling equipment, devices, or goods; or tamper with the outcome of a sporting event or contest to gain a gambling advantage.

Group-A Crimes: The offenses in this group fall within NIBRS format and consist of twenty-two categories that are considered to be more serious crimes:

- Arson, Assault Offenses, Bribery, Burglary/Braking and Entering, Counterfeiting/Forgery, Destruction/Damage/Vandalism of Property, Drug/Narcotic Offenses, Embezzlement, Extortion/Blackmail, Fraud Offenses, Gambling Offenses, Homicide Offenses, Kidnapping/Abduction, Larceny/Theft Offenses, Motor Vehicle Theft, Pornography/Obscene Material, Prostitution Offenses, Robbery, Sex Offenses – Forcible, Sex Offenses – NonForcible, Stolen Property Offenses (Receiving, etc.), and Weapon Law Violations.

*Many of the definitions within this glossary were acquired from the U.S. Department of Justice publication: August 2000 National Incident Based Reporting System – Volume 1

Group–B Crimes: The offenses in this group fall within NIBRS format and consist of eleven categories that are considered to be less severe crimes:

- Bad Checks, Curfew/Loitering/Vagrancy Violations, Disorderly Conduct, Driving Under the Influence, Drunkenness, Family Offenses–Nonviolent, Liquor Law Violations, Peeping Tom, Runaway, Trespass of Real Property, and All Other Offenses.

Homicide Offenses: The killing of one human being by another.

In NIBRS, law enforcement agencies collect detailed data regarding individual crime incidents and arrests and submit them in separate reports using prescribed data elements and data values to describe each incident and arrest. Therefore, NIBRS involves incident-based reporting.

Jurisdiction: Jurisdiction means any particular area in which an agency works.

Kidnapping / Abduction: The unlawful seizure, transportation, and/or detention of a person against his/her will or of a minor without the consent of his/her custodial parent(s) or legal guardian.

Larceny / Theft Offenses: The unlawful taking, carrying, leading, or riding away of property from the possession or constructive possession of another person.

Liquor Law Violations: The violation of laws or ordinances prohibiting the manufacture, sale, purchase, transportation, possession, or use of alcoholic beverages.

Motor Vehicle Theft: The theft of a motor vehicle.

NIBRS Agencies: National Incident Based Reporting agencies – These agencies have met the FBI requirements for NIBRS based crime data submission. This is based on Group A and Group B crimes as defined by the FBI. These agencies send their information in electronic format to the Kentucky State Police.

Night: Concerning criminal activity, the term “Night” is considered to be between the hours of 6:00pm and 6:00am.

Part I Crimes: The offenses in this group fall within Summary format and consist of eight categories that are considered to be more serious crimes:

- Aggravated Assault, Arson, Auto Theft, Burglary, Forcible Rape, Larceny–Theft (Except Auto), Murder, and Robbery.

*Many of the definitions within this glossary were acquired from the U.S. Department of Justice publication: August 2000 National Incident Based Reporting System – Volume 1

Part II Crimes: The offenses in this group fall within Summary format and consist of twenty categories that are considered to be less severe crimes:

- Curfew & Loitering Laws, Disorderly Conduct, Driving Under Influence, Drunkenness, Embezzlement, Forgery & Counterfeiting, Fraud, Gambling, Liquor Laws, Manslaughter by Negligence, Narcotic Drug Laws, Offenses Against Family, Other Assaults, Prostitution & Commercialized Vice, Runaways, Sex Offenses (Except Forcible Rape & Prostitution), Possession, Vandalism, Weapons-Carrying, Possession, etc., and All Other Offenses (Except Traffic).

Peeping Tom: To secretly look through a window, doorway, keyhole, or other aperture for the purpose of voyeurism.

Pornography / Obscene Material: The violation of laws or ordinances prohibiting the manufacture, publishing, sale, purchase, or possession of sexually explicit material, e.g., literature or photographs.

Prostitution Offenses: To unlawfully engage in or promote sexual activities for profit.

Robbery: The taking or attempting to take anything of value under confrontational circumstances from the control, custody, or care of another person by force or threat of force or violence and/or by putting the victim in fear of immediate harm.

Runaway: A person under 18 years of age who has left home without the permission of his/her parent(s) or legal guardian.

Sex Offenses – Forcible: Any sexual act directed against another person, forcibly and/or against that person's will or not forcibly or against the person's will in instances where the victim is incapable of giving consent.

Sex Offenses – Non-Forcible: Unlawful, NonForcible Sexual Intercourse.

Stolen Property Offenses (Receiving, etc.): Receiving, buying, selling, possessing, concealing, or transporting any property with the knowledge that it has been unlawfully taken, as by Burglary, Embezzlement, Fraud, Larceny, Robbery, etc.

Summary Agencies: Agencies that have not met the FBI NIBRS certification. These agencies submit their statistical crime data to the Kentucky State Police as Part I and Part II crimes.

Weapon Law Violations: The violation of laws or ordinances prohibiting the manufacture, sale, purchase, transportation, possession, concealment, or use of firearms, cutting instruments, explosives, incendiary devices, or other deadly weapons.

*Many of the definitions within this glossary were acquired from the U.S. Department of Justice publication: August 2000 National Incident Based Reporting System – Volume 1