



ERNIE FLETCHER
GOVERNOR

KENTUCKY STATE POLICE
919 VERSAILLES ROAD
FRANKFORT, KY 40601
www.kentucky.gov

MARK L. MILLER
COMMISSIONER

Crime in Kentucky recipient:

Enclosed is your copy of ***Crime in Kentucky – 2004***. This publication would not have been possible to produce without the continued cooperation of all Kentucky law enforcement agencies.

If you would like to receive a copy of the 2005 crime report, simply complete (in its entirety) and return the request form located in the back of the book. This will assure that your name is placed on our mailing list.

Questions concerning this annual Kentucky State Police publication should be directed to Ms. Melissa Pratt at (502) 226-2169. Questions concerning the statistics provided by your individual law enforcement agency should be directed to Ms. Dorothy Lockett, at (502) 227-8790. These statistics will also be available in the future on the Kentucky State Police website www.kentuckystatepolice.org.

Respectfully,

A handwritten signature in black ink, appearing to read "Capt. Brad Bates", written over a horizontal line.

Captain Brad Bates
Commander, Criminal Identification
& Records Branch

Enclosure

2004



**CRIME
IN
KENTUCKY**



COMMONWEALTH OF KENTUCKY
OFFICE OF THE GOVERNOR

ERNIE FLETCHER
GOVERNOR

700 CAPITOL AVENUE
SUITE 100
FRANKFORT, KY 40601
(502) 564-2611
FAX: (502) 564-2517

My Fellow Kentuckians:

Crime affects the lives of all Kentuckians. This 2004 **Crime in Kentucky** report presents a statewide overview of serious crimes that have occurred within our Commonwealth.

As concerned citizens, we strive to make our state a safer place in which to live. I hope that the information contained in this report will aid in your awareness of the reality of crime and the necessity for developing effective strategies to combat criminal acts.



It is extremely important for all citizens of Kentucky to become actively involved in crime prevention. As Governor, I urge you to continue to support our law enforcement officials in their daily fight against crime.

Sincerely,


Ernie Fletcher





ERNIE FLETCHER
GOVERNOR

KENTUCKY STATE POLICE
919 VERSAILLES ROAD
FRANKFORT, KY 40601
www.kentucky.gov

MARK L. MILLER
COMMISSIONER

The Honorable Ernie Fletcher
Governor of Kentucky
The Capitol
Frankfort, Kentucky 40601

Dear Governor Fletcher:

In accordance with Chapter 17 of the Kentucky Revised Statutes, I am pleased to submit to you and the citizens of Kentucky the 35th annual **Crime in Kentucky Report**.

It must be noted that these crime statistics could not have been accurately compiled without the dedication and cooperation of all law enforcement agencies throughout the Commonwealth.



The Kentucky State Police pledges its continued support to improving the quality, accuracy and timeliness of Kentucky's Uniform Crime Reporting System.

Respectfully submitted,

A handwritten signature in black ink, appearing to read "Mark L. Miller".

Mark L. Miller
Commissioner



DEDICATION

This book is dedicated to all of the law enforcement officers and support personnel who uphold the laws and serve the citizens of the Commonwealth of Kentucky. Their continued support and cooperation make possible the publication of the 2004 “Crime in Kentucky”.

The Kentucky State Police, the Computer Technologies Branch, the Criminal Identification and Records Branch, and the Uniform Crime Reporting Section staff also salute all of the Kentucky law enforcement agencies for their contributions toward this publication.

We are extremely proud to report that in 2004, no Kentucky law enforcement officer was required to pay the supreme sacrifice of giving their life in the line of duty for the citizens of this great Commonwealth.


2004 KENTUCKY CRIME FACTS

- 113,635 serious crimes were committed in 2004.
- A serious crime was committed every 4 minutes, 38 seconds.
- Murder was committed every 40 hours, 33 minutes.
- Firearms were used in 65% of all murders.
- 71% of all murder victims were white; 66% were male.
- Rape was committed every 7 hours, 14 minutes.
- Robbery was committed every 2 hours, 34 minutes.
- 57.4% of violent crimes were solved.
- 768 police officers were assaulted.
- 19.4% of property crimes were solved.
- Property crimes outnumbered violent crimes by 9.7 to 1.
- 23,444 persons were arrested for DUI.
- 40,793 arrests were made for drug violations.
- A total of 252,298 arrests were made in 2004.

2004 TABLE OF CONTENTS

| | |
|--|-----------|
| Message from the Governor | iii |
| Letter of Transmittal, Commissioner, Kentucky State Police | v |
| Dedication | vii |
| Kentucky Crime Facts | ix |
| Table of Contents | xi |
| KENTUCKY'S UNIFORM CRIME REPORTING | 1 |
| KENTUCKY UNIFORM CRIME REPORTING SYSTEM..... | 3 |
| STATE OFFENSE DATA | 4 |
| OFFENSE DATA | 4 |
| CLEARANCE RATES | 6 |
| MURDER | 7 |
| RAPE | 9 |
| ROBBERY | 10 |
| AGGRAVATED ASSAULT | 11 |
| BURGLARY | 12 |
| LARCENY | 13 |
| VALUE OF PROPERTY STOLEN/RECOVERED..... | 14 |
| AUTO THEFT | 15 |
| ARSON | 16 |
| KENTUCKY OFFENSES BY COUNTY AND AGENCY | 17 |
| PROGRAMS OF INTEREST | 33 |
| DOMESTIC VIOLENCE..... | 35 |
| HATE/BIAS CRIME..... | 37 |
| DRIVING UNDER THE INFLUENCE... .. | 39 |
| DUI CONVICTIONS BY COUNTY..... | 41 |

| | |
|--|-----|
| STATE ARREST DATA | 45 |
| STATE ARREST DATA..... | 49 |
| 2004 TOTAL ARRESTS BY AGE-JUVENILE..... | 50 |
| 2004 TOTAL ARRESTS BY AGE-ADULT..... | 51 |
| 2004 TOTAL ARRESTS BY SEX..... | 53 |
| 2004 TOTAL ARRESTS BY RACE..... | 54 |
| TOTAL ARRESTS BY COUNTY-ADULT AND JUVENILE..... | 55 |
| 2004 DRUG ARRESTS: | |
| BY AREA DEVELOPMENT DISTRICT AND DRUG TYPE..... | 95 |
| BY COUNTY AND DRUG TYPE..... | 95 |
| 2004 DUI ARRESTS BY AGE, SEX, AND RACE..... | 99 |
| LAW ENFORCEMENT EMPLOYEES: | |
| MUNICIPAL POLICE DEPARTMENTS..... | 102 |
| SHERIFFS' DEPARTMENTS..... | 107 |
| COUNTY POLICE DEPARTMENTS..... | 109 |
| DRUG TASK FORCES..... | 110 |
| OTHER LAW ENFORCEMENT AGENCIES..... | 110 |
| COLLEGES, SCHOOLS, AND UNIVERSITY DEPARTMENTS..... | 111 |
| STATE AGENCIES..... | 111 |
| LAW ENFORCEMENT OFFICERS ASSAULTED..... | 112 |



**KENTUCKY'S
UNIFORM
CRIME
REPORTING
SYSTEM**

KENTUCKY'S UNIFORM CRIME REPORTING SYSTEM

Prior to July 1, 1987, Kentucky's Uniform Crime Reporting System was based on monthly summary counts of criminal offenses and arrests. This data submitted by state and local law enforcement agencies was adequate for broad analysis of general crime trends; however, it did not provide necessary tools for detailed studies required to meet the needs of criminal justice professionals, the law enforcement community and Kentucky Legislators. **After July 1, 1987**, law enforcement agencies were required to submit "Incident" information which differed from "Summary" in that it provided full detail crime specifics. This marked the beginning of Kentucky's Incident Based Reporting System, which required the submission of either the Uniform Offense Report (UOR1) or the uniform data elements as contained in the statewide database. The state has been certified for NIBRS reporting, which is already taking place in selected law enforcement agencies. As more agencies become technologically able to submit incident based information, our crime data will become more complete – thus greatly enhancing our query capabilities.

1998 through 2004

You should be aware that, in an effort to improve the quality of the Crime in Kentucky report, several adaptations were made in 1998 data reporting and have continued through 2004. These changes are in accordance with UCR guidelines, and will affect your ability to compare the numbers published in the 1998 through 2004 reports with previously published data. Definitions of Part I crimes are listed on each individual offense page; however, the following list is intended to help clarify the data classification process: 1) The offense of Murder does not contain suicides, negligent manslaughters, accidental deaths, assaults to murder, traffic fatalities and attempted murders. 2) Rape reflects the number of offenses for each female victim raped or upon whom an assault to rape or attempt to rape has been made. 3) Robbery is a crime committed in the presence of the victim who is directly confronted by the perpetrator and is threatened with force or put in fear that force will be used. 4) In the absence of force or threat of force (as in pocket-picking or purse-snatching), the offense is classified as larceny. 5) Aggravated Assaults include all assaults by one person upon another with the intent to kill, maim, or inflict severe bodily injury with the use of any dangerous weapon. If a dangerous weapon is used, it is not necessary that injury result from the assault. 6) The offense of Burglary includes all offenses known as burglary (any degree) plus attempts to commit burglary. 7) Motor Vehicle Theft also includes attempted theft of a motor vehicle. 8) The offense of Arson, in keeping with the passage of the Anti-Arson Act of 1982, includes only fires determined through investigation to have been willfully or maliciously set.

In a multiple-offense situation (committed by the same person or group of persons) the *Hierarchy Rule* is applied. This requires counting only the highest offense for statistical comparison purposes. This applies only to crime reporting and does not affect the number of charges for which the defendant may be prosecuted in the courts. An exception to the Hierarchy Rule is Arson, in which each offense (even in the case of multiple charges) is counted for statistical analysis.

STATE OFFENSE DATA

| PART I CRIMES | OFFENSES REPORTED | | | |
|---------------------------|-------------------|---------|----------|---------|
| CLASSIFICATION | 2004 | 2003 | % CHANGE | % DIST. |
| MURDER | 216 | 181 | +19.3% | 0.2% |
| RAPE | 1,251 | 1,124 | +11.3% | 1.1% |
| ROBBERY | 3,372 | 3,224 | +4.6% | 3.0% |
| AGGRAVATED ASSAULT | 5,232 | 5,703 | -8.3% | 4.6% |
| BURGLARY | 25,784 | 26,034 | -0.8% | 22.7% |
| LARCENY THEFT | 68,478 | 69,083 | -0.6% | 60.3% |
| AUTO THEFT | 8,669 | 8,253 | +9.7% | 7.6% |
| ARSON | 633 | 821 | -22.9% | 0.5% |
| TOTAL | 113,635 | 114,423 | -0.7% | 100.0% |

The total number of Part I crimes reported by law enforcement agencies in Kentucky during 2003 and 2004 is shown in the chart above. These overall statistics reflect only offenses reported to or known by the police. **The total number of Part I crimes cannot be compared to years prior to 1998** due to the fact that Arson was not a category included in the chart of Part I offenses.

There were 788 fewer Part I offenses reported in 2004, a 0.7% decrease from 2003. The categories that show an increase are Murder, Rape, Robbery and Auto Theft. The offenses of Aggravated Assault, Burglary, Larceny-Theft, and Arson reflect decreases.

When making comparisons between years, the following should be taken into account: (1) Part I offenses are not inclusive of all offenses reported to the police; (2) Increases or decreases in the number of crimes reported can be attributed to a variety of factors, including methods of reporting and tabulating on the part of the law enforcement agencies; (3) Differing levels of citizen awareness and their responsibility to report crimes have a direct impact on the number of reports received by police.

The largest **percentage of decrease** was in the Arson category, showing 188 fewer reported offenses (-22.9%). The offense of Murder shows an increase of 19.3 percent. In viewing and comparing this data, it should be noted that these crime statistics are being reported by the number of victims rather than the number of offenses against the same victim. In keeping with Uniform Crime Reporting guidelines, the Hierarchy Rule is applied in multiple-offense situations. An exception to this rule is Arson, in which each offense (even in the case of multiple charges) is counted for statistical analysis.

OFFENSE DATA COLLEGES AND UNIVERSITIES

| JURISDICTION | MURDER | RAPE | ROBBERY | ASSAULT | BURGLARY | LARCENY | AUTO THEFT | ARSON | TOTAL |
|--------------------|----------|-----------|----------|-----------|------------|--------------|------------|-----------|--------------|
| EASTERN KY UNIV | 0 | 0 | 0 | 4 | 22 | 176 | 14 | 12 | 228 |
| JEFF COMM COLLEGE | 0 | 0 | 0 | 0 | 0 | 0 | 0 | 0 | 0 |
| KY STATE UNIV | 0 | 0 | 0 | 0 | 6 | 24 | 0 | 0 | 30 |
| MOREHEAD UNIV | 0 | 0 | 0 | 0 | 15 | 66 | 2 | 11 | 94 |
| MURRAY ST UNIV | 0 | 3 | 0 | 5 | 32 | 98 | 3 | 2 | 143 |
| NORTHERN KY UNIV | 0 | 3 | 0 | 0 | 3 | 140 | 2 | 0 | 148 |
| UNIV OF KENTUCKY | 0 | 6 | 3 | 2 | 41 | 619 | 14 | 6 | 691 |
| UNIV OF LOUISVILLE | 0 | 1 | 2 | 2 | 22 | 281 | 9 | 2 | 319 |
| WESTERN KY UNIV | 0 | 0 | 0 | 2 | 26 | 248 | 6 | 4 | 286 |
| TOTAL | 0 | 13 | 5 | 15 | 167 | 1,652 | 50 | 37 | 1,939 |

*The chart above shows Part I offenses which were reported by college and university campuses with security/police departments.

KENTUCKY “CRIME INDEX” = *2,740.88

The crime index, or rate, is used nationally and is derived from the following formula:

Population divided by 100,000 = X

Number of offenses divided by X = crime index.

Kentucky’s crime index for 2004 is based on the current estimated population of 4.15 million.

**A SERIOUS CRIME OCCURS IN
KENTUCKY EVERY
4 MINUTES
38 SECONDS**

Below, Part I offenses are shown for those jurisdictions over 10,000 in population.

JURISDICTION OVER 10,000 POPULATION

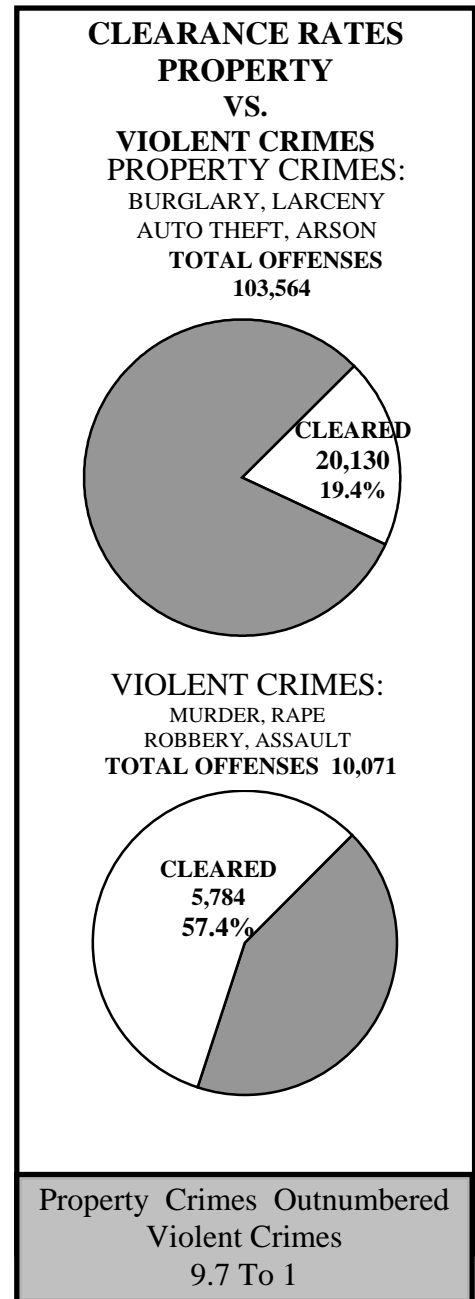
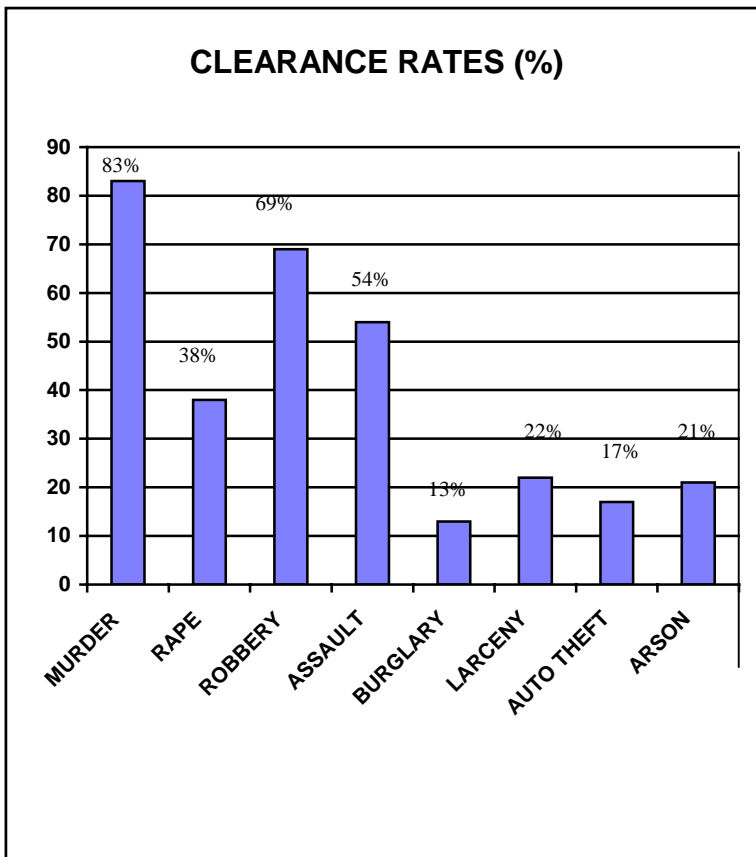
| JURISDICTION | MURDER | RAPE | ROBBERY | ASSAULT | BURGLARY | LARCENY | AUTO THEFT | ARSON | TOTAL |
|----------------|------------|------------|--------------|--------------|---------------|---------------|--------------|------------|---------------|
| ASHLAND | 0 | 8 | 16 | 77 | 198 | 979 | 42 | 6 | 1,326 |
| BOWLING GREEN | 1 | 33 | 74 | 181 | 555 | 2,266 | 128 | 2 | 3,240 |
| CAMPBELLSVILLE | 0 | 7 | 12 | 16 | 72 | 251 | 13 | 0 | 371 |
| COVINGTON | 3 | 27 | 150 | 90 | 642 | 1,695 | 198 | 0 | 2,805 |
| DANVILLE | 0 | 3 | 7 | 12 | 139 | 381 | 33 | 1 | 576 |
| ELIZABETHTOWN | 2 | 9 | 19 | 40 | 196 | 965 | 53 | 11 | 1,295 |
| ERLANGER | 0 | 1 | 10 | 11 | 70 | 270 | 35 | 3 | 400 |
| FLORENCE | 0 | 5 | 30 | 56 | 160 | 1,276 | 93 | 8 | 1,628 |
| FRANKFORT | 1 | 13 | 18 | 63 | 269 | 906 | 103 | 3 | 1,376 |
| FT THOMAS | 0 | 2 | 0 | 0 | 19 | 58 | 11 | 0 | 90 |
| GEORGETOWN | 0 | 10 | 14 | 28 | 140 | 780 | 55 | 1 | 1,028 |
| GLASGOW | 0 | 1 | 3 | 9 | 99 | 190 | 24 | 1 | 327 |
| HENDERSON | 1 | 4 | 23 | 40 | 169 | 524 | 51 | 0 | 812 |
| HOPKINSVILLE | 1 | 15 | 56 | 47 | 412 | 1,222 | 59 | 12 | 1,824 |
| INDEPENDENCE | 0 | 3 | 4 | 12 | 62 | 235 | 31 | 2 | 349 |
| JEFFERSONTOWN | 0 | 7 | 29 | 11 | 74 | 357 | 63 | 0 | 541 |
| LEXINGTON | 24 | 140 | 574 | 568 | 2,224 | 7,207 | 773 | 30 | 11,540 |
| LOUISVILLE | 66 | 216 | 1,476 | 1,522 | 6,869 | 16,291 | 3,022 | 21 | 29,483 |
| MADISONVILLE | 0 | 12 | 7 | 52 | 154 | 807 | 77 | 0 | 1,109 |
| MAYFIELD | 2 | 4 | 15 | 16 | 83 | 132 | 21 | 5 | 278 |
| MIDDLESBORO | 0 | 0 | 0 | 0 | 0 | 0 | 0 | 0 | 0 |
| MURRAY | 0 | 7 | 4 | 14 | 138 | 458 | 36 | 3 | 660 |
| NEWPORT | 0 | 15 | 36 | 27 | 164 | 816 | 83 | 0 | 1,141 |
| NICHOLASVILLE | 0 | 6 | 14 | 23 | 205 | 786 | 82 | 9 | 1,125 |
| OWENSBORO | 0 | 12 | 39 | 91 | 484 | 1,766 | 106 | 4 | 2,502 |
| PADUCAH | 3 | 28 | 64 | 152 | 261 | 1,437 | 140 | 8 | 2,093 |
| RADCLIFF | 0 | 19 | 24 | 43 | 173 | 472 | 23 | 3 | 757 |
| RICHMOND | 0 | 7 | 14 | 32 | 216 | 977 | 71 | 3 | 1,320 |
| SHIVELY | 0 | 4 | 53 | 10 | 207 | 449 | 143 | 6 | 872 |
| SOMERSET | 0 | 3 | 8 | 14 | 104 | 582 | 39 | 1 | 751 |
| ST MATTHEWS | 0 | 2 | 20 | 59 | 115 | 607 | 30 | 1 | 834 |
| WINCHESTER | 0 | 2 | 18 | 24 | 161 | 627 | 55 | 3 | 890 |
| TOTALS | 104 | 625 | 2,831 | 3,340 | 14,834 | 45,769 | 5,693 | 147 | 73,343 |

CLEARANCE RATES

Clearance rates are the percentages of cases cleared (through arrest or exceptional means) when compared with the total number of offenses reported to or known by the police. As shown in the chart, clearance rates for property crimes are traditionally low. With the exception of robbery, clearance rates for violent crimes are high. High clearance rates for murder, rape, and aggravated assault are attributable to the fact that the perpetrator is known, recognizable, or in some way usually associated with the victim. Low clearance rates for property crimes can be attributed to the difficulty of the victim identifying the perpetrator.

The chart on the right depicts the relative clearance rates of property versus violent Part I crimes.

The chart below depicts relative clearance rates for each of the eight Part I crimes.



MURDER

DEFINITION

Murder is the unlawful killing of a human being with malice aforethought. Suicides, accidental deaths, negligent manslaughters, assaults to murder, traffic fatalities, and attempted murders are not included.

| NUMBER REPORTED | CLEARANCES | RATE |
|-----------------|------------|-------|
| 216 | 180 | 83.3% |

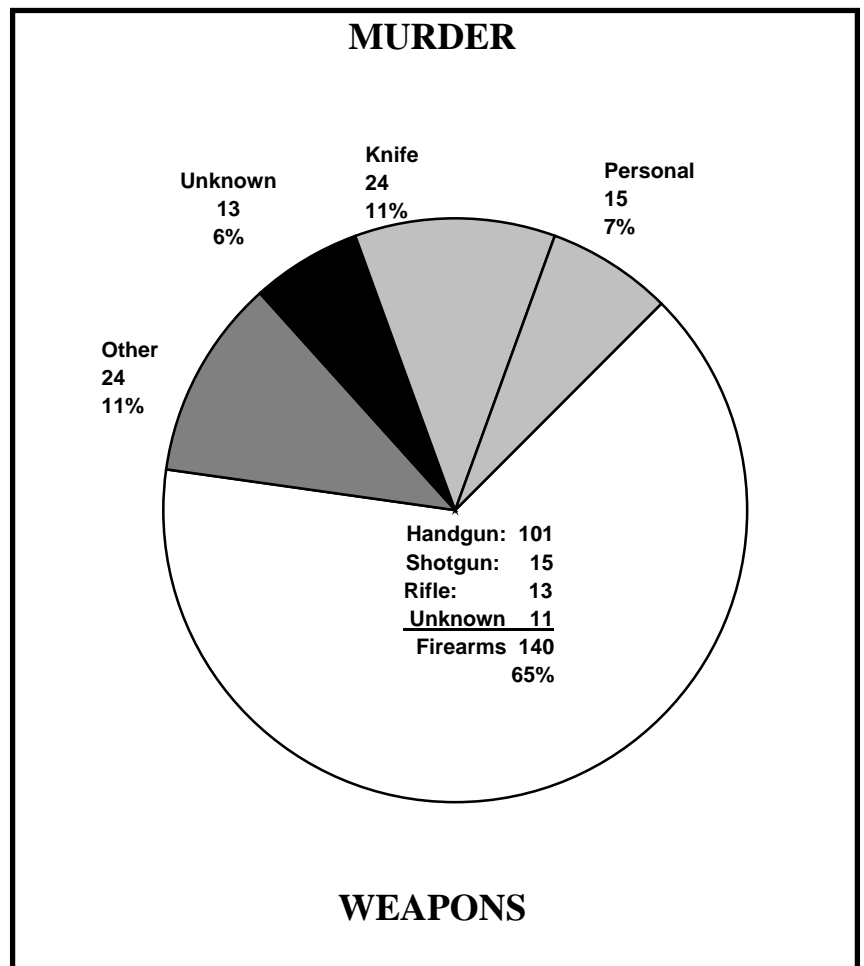
Murder is the most serious of all Part I crimes. The clearance rate is one of the highest of all Part I crimes, at **83.3%**. Although some murders are difficult to solve, the intensity of police investigations, together with solvability factors, account for the high clearance rate for murder.

**MURDER WAS COMMITTED
EVERY
40 HOURS, 33 MINUTES**

MURDER CIRCUMSTANCES/WEAPONS

| CIRCUMSTANCES | |
|-----------------|------------|
| ARGUMENT | 72 |
| FELONY INVOLVED | 26 |
| LOVER'S QUARREL | 9 |
| GANGLAND | 0 |
| OTHER | 36 |
| UNKNOWN | 73 |
| TOTAL | 216 |

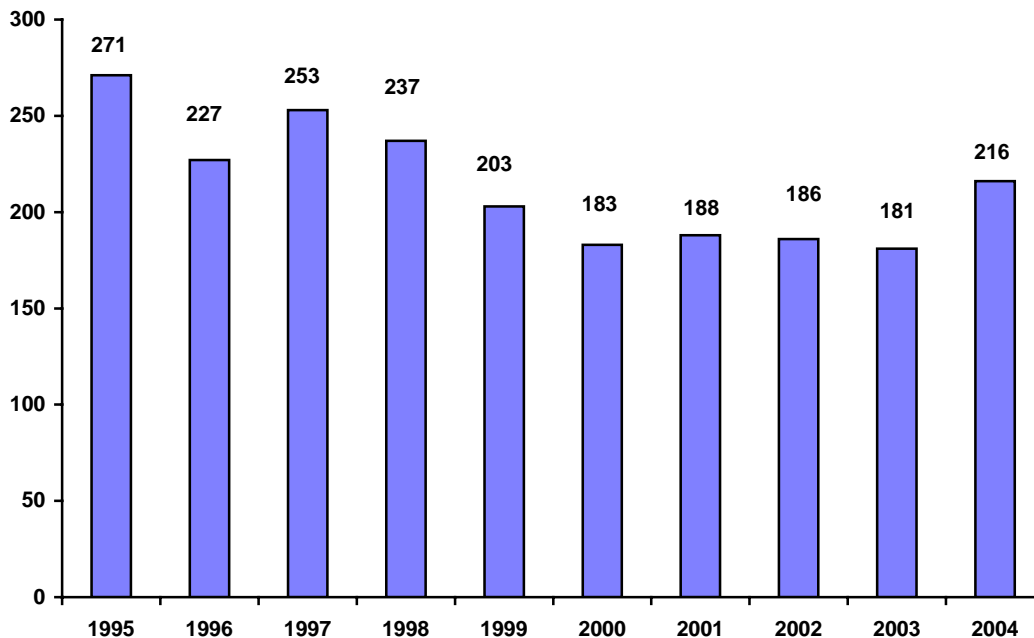
These charts depict murder weapons and circumstances as reported by police officers. The unknown category reflects instances where the weapons/circumstances were not known at the time the report was submitted, or were not specified on the report. Sixty-five percent of the victims were killed with a firearm.



MURDER

| AGE | VICTIM | | | | | | | OFFENDER | | | | | | |
|--------------|--------|-----|----|------|-----|----|----|----------|-----|-----|------|-----|----|-----|
| | SEX | | | RACE | | | | SEX | | | RACE | | | |
| | M | F | U | W | B | O | U | M | F | U | W | B | O | U |
| UNDER 1 | 3 | 4 | 0 | 7 | 0 | 0 | 0 | 0 | 0 | 0 | 0 | 0 | 0 | 0 |
| 1-4 | 2 | 3 | 0 | 4 | 1 | 0 | 0 | 0 | 0 | 0 | 0 | 0 | 0 | 0 |
| 5-9 | 1 | 1 | 0 | 1 | 1 | 0 | 0 | 0 | 0 | 0 | 0 | 0 | 0 | 0 |
| 10-14 | 0 | 1 | 0 | 1 | 0 | 0 | 0 | 0 | 0 | 0 | 0 | 0 | 0 | 0 |
| 15-19 | 21 | 7 | 0 | 20 | 8 | 0 | 0 | 24 | 2 | 0 | 14 | 12 | 0 | 0 |
| 20-24 | 23 | 10 | 0 | 15 | 18 | 0 | 0 | 36 | 6 | 0 | 32 | 10 | 0 | 0 |
| 25-29 | 17 | 5 | 0 | 13 | 8 | 1 | 0 | 21 | 5 | 0 | 20 | 6 | 0 | 0 |
| 30-34 | 15 | 4 | 0 | 15 | 4 | 0 | 0 | 12 | 1 | 0 | 10 | 3 | 0 | 0 |
| 35-39 | 7 | 9 | 0 | 15 | 1 | 0 | 0 | 11 | 6 | 0 | 15 | 2 | 0 | 0 |
| 40-44 | 15 | 8 | 0 | 19 | 4 | 0 | 0 | 16 | 3 | 0 | 17 | 2 | 0 | 0 |
| 45-49 | 9 | 4 | 0 | 8 | 5 | 0 | 0 | 9 | 0 | 0 | 7 | 2 | 0 | 0 |
| 50-54 | 9 | 4 | 0 | 10 | 3 | 0 | 0 | 5 | 0 | 0 | 4 | 1 | 0 | 0 |
| 55-59 | 4 | 4 | 0 | 7 | 1 | 0 | 0 | 2 | 0 | 0 | 2 | 0 | 0 | 0 |
| 60-64 | 2 | 2 | 0 | 3 | 1 | 0 | 0 | 3 | 0 | 0 | 3 | 0 | 0 | 0 |
| 65-69 | 7 | 0 | 0 | 7 | 0 | 0 | 0 | 2 | 0 | 0 | 2 | 0 | 0 | 0 |
| 70-74 | 1 | 0 | 0 | 1 | 0 | 0 | 0 | 1 | 0 | 0 | 1 | 0 | 0 | 0 |
| 75+ | 5 | 3 | 0 | 8 | 0 | 0 | 0 | 2 | 0 | 0 | 2 | 0 | 0 | 0 |
| UNK | 1 | 0 | 5 | 0 | 1 | 0 | 5 | 9 | 1 | 54 | 5 | 4 | 0 | 55 |
| TOTAL | 142 | 69 | 5 | 154 | 56 | 1 | 5 | 153 | 24 | 54 | 134 | 42 | 0 | 55 |
| % | 66% | 32% | 2% | 71% | 26% | 1% | 2% | 66% | 11% | 23% | 58% | 18% | 0% | 24% |

M=MALE, F=FEMALE, U=UNKNOWN, W=WHITE, B=BLACK, O=OTHER, U=UNKNOWN



10 YEAR MURDER VICTIM TREND

RAPE

DEFINITION

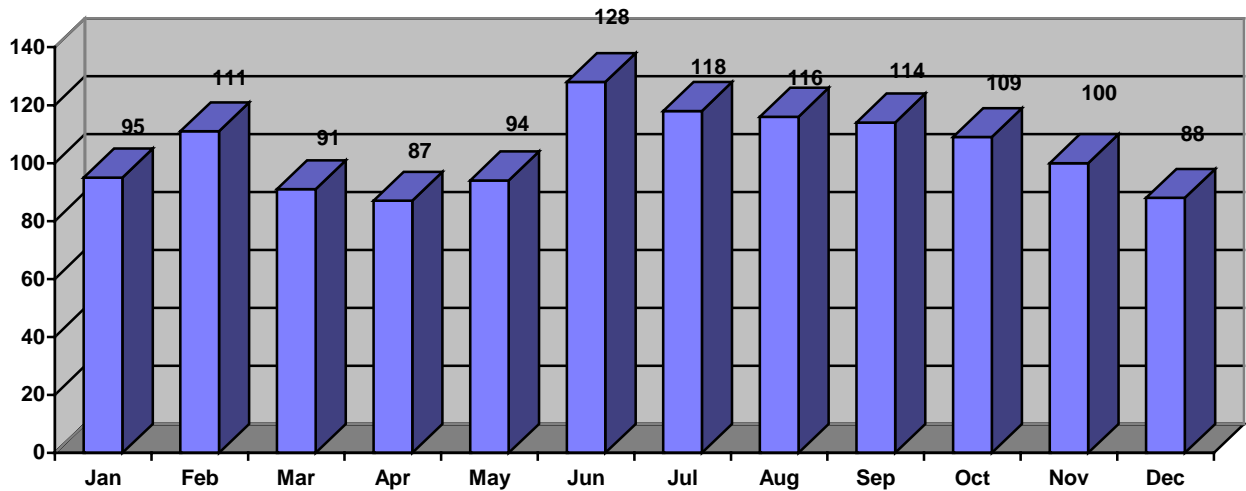
Rape is defined as the carnal knowledge of a person, forcibly or otherwise, against the person's will. Only forcible rapes are included, together with assaults for the purpose of rape and attempted forcible rapes. Excluded are rapes where the victim is under the age of consent and no force is used.

| NUMBER REPORTED | CLEARANCES | RATE |
|-----------------|------------|-------|
| 1,251 | 470 | 37.6% |

The **37.6%** clearance rate for rape is high when compared with property crimes. One explanation for the number of rapes cleared is the fact that the victim and the offender are frequently acquainted or related.

**RAPE
WAS COMMITTED EVERY
7 HOURS, 14 MINUTES**

NUMBER OF RAPES BY MONTH



ROBBERY

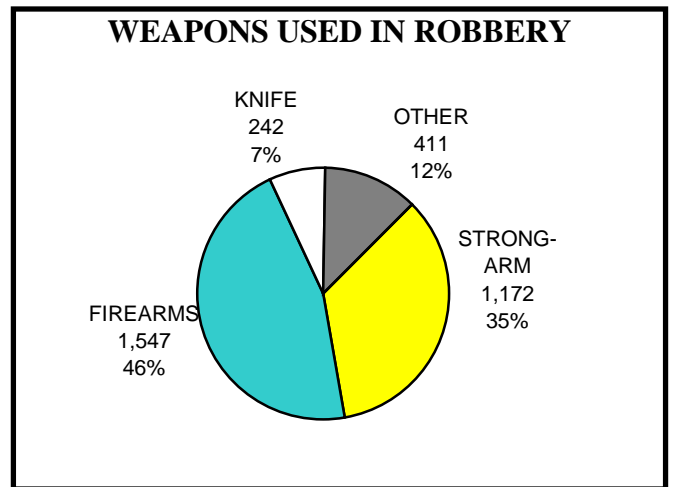
DEFINITION

Robbery is the felonious taking of the property of another by force, the threat of force, violence, and/or by putting the victim in fear. All attempted robberies are included. Robberies are reported in two general categories: armed (any weapon or threatening object is used) and strong-arm (to include muggings and similar offenses where no weapon is used but strong-arm tactics are employed).

| NUMBER REPORTED | CLEARANCES | RATE |
|-----------------|--------------|--------------|
| 3,372 | 2,326 | 69.0% |

Robbery is considered to be a serious crime because the element of fear and personal confrontation with a weapon or strong-arm tactic is always present. The **69.0%** clearance rate for robbery is higher than for other crimes motivated by the theft of property, but low in comparison to murder, and assault in which the element of personal confrontation is also present. This is attributed to the fact that the perpetrator usually conceals his personal identity from the victim.

Reported robberies increased by **4.6%** in Kentucky in 2004.



ROBBERY WAS COMMITTED EVERY 2 HOURS, 34 MINUTES

ROBBERY - PLACE OF OCCURRENCE

| CLASSIFICATION | NUMBER OF OFFENSES | PERCENT OF DISTRIBUTION | TOTAL VALUE | AVERAGE VALUE |
|---------------------|--------------------|-------------------------|------------------------|-------------------|
| Highway | 1,771 | 52.5% | \$4,079,858.08 | \$2,303.70 |
| Commercial House | 112 | 3.3% | \$160,109.00 | \$1,429.54 |
| Gas-Service Station | 280 | 8.3% | \$155,694.00 | \$556.05 |
| Chain Store | 141 | 4.2% | \$117,066.11 | \$830.26 |
| Residence | 240 | 7.1% | \$283,813.00 | \$1,182.55 |
| Bank | 44 | 1.3% | \$9,474,138.00 | \$215,321.32 |
| Miscellaneous | 784 | 23.3% | \$1,915,478.78 | \$2,443.22 |
| TOTAL | 3,372 | 100.0% | \$16,186,156.97 | \$4,800.17 |

Robbery classifications denote the type of robbery reported. Highway robberies occur on any roadway, whether it be a highway, county road, or city street. Commercial house robberies are those perpetrated in hotels, motels, restaurants, and like businesses. Chain store robberies include convenience type stores, groceries, and like businesses. Residences include homes and apartments and other dwellings.

AGGRAVATED ASSAULT

DEFINITION

Assault is the unlawful attack by one person upon another for purpose of inflicting severe or aggravated bodily injury. It is not necessary that injury result from an aggravated assault when a gun, knife, or other weapon is used which could, and probably would, result in serious personal injury. Therefore, all assault attempts where serious injury would have been likely to occur are included. Excluded from the Part I crime of aggravated assault are all assaults which do not include the use of a dangerous weapon and there was no serious or aggravated injury (assault 4th). These simple assaults are counted as Part II crimes.

| NUMBER REPORTED | CLEARANCES | RATE |
|-----------------|------------|-------|
| 5,232 | 2,808 | 53.7% |

The **53.7%** clearance rate is high because the victim is frequently related to or acquainted with the assailant.

**AGGRAVATED ASSAULT WAS COMMITTED
EVERY 1 HOUR, 41 MINUTES**

The category of aggravated assault includes the following offenses: attempts to murder, poisoning, assault with a dangerous or deadly weapon; maiming; assault with explosives; and all attempts to commit said offenses.

Weapons used in aggravated assault are shown in the chart below.

| WEAPONS USED IN AGGRAVATED ASSAULT | | |
|------------------------------------|--------------|---------------|
| TYPE WEAPON | NUMBER | % OF TOTAL |
| PERSONAL WEAPONS | 1,216 | 23.2% |
| OTHER WEAPONS | 1,286 | 24.6% |
| FIREARMS | 1,158 | 22.1% |
| KNIVES | 1,572 | 30.1% |
| TOTAL | 5,232 | 100.0% |

BURGLARY

DEFINITION

Burglary is the unlawful entering or remaining in a building with the intent to commit a crime. This includes entries where force of any kind is used to gain entrance, entries where no force was used (an unlocked door or by concealment), and attempts to enter forcibly (even though entry was not gained).

| NUMBER REPORTED | CLEARANCES | RATE |
|-----------------|--------------|--------------|
| 25,784 | 3,421 | 13.3% |

Burglary decreased **1.0%** from 26,034 in 2003, to 25,784 in 2004.

BURGLARY WAS COMMITTED EVERY 20 MINUTES, 23 SECONDS.

THE COST OF BURGLARY

Burglary is a crime of opportunity and is most likely to occur when a home or business is not occupied. The burglaries have been separated into residential and non-residential categories. The totals listed below include both day and night occurrences, and the value of property losses reported.

| CLASSIFICATION | NUMBER OF OFFENSES | PERCENT OF DISTRIBUTION | TOTAL VALUE | AVERAGE VALUE |
|------------------------|--------------------|-------------------------|------------------------|-------------------|
| RESIDENTIAL | | | | |
| NIGHT | 5,548 | 21.5% | \$10,791,654.68 | \$1,945.14 |
| DAY | 7,268 | 28.2% | \$5,880,912.64 | \$809.15 |
| UNKNOWN | 3,754 | 14.6% | \$5,670,661.08 | \$1,510.57 |
| SUBTOTAL | 16,570 | 64.3% | \$22,343,228.40 | \$1,348.41 |
| NON-RESIDENTIAL | | | | |
| NIGHT | 3,696 | 14.3% | \$3,558,568.25 | \$962.82 |
| DAY | 2,019 | 7.8% | \$1,836,987.81 | \$909.85 |
| UNKNOWN | 3,499 | 13.6% | \$6,825,516.09 | \$1,950.70 |
| SUBTOTAL | 9,214 | 35.7% | \$12,221,072.15 | \$1,326.36 |
| TOTAL | 25,784 | 100.0% | \$34,564,300.55 | \$1,340.53 |

LARCENY

DEFINITION

Larceny, or larceny-theft, is the unlawful taking of property or articles of value without the use of force, violence, or fraudulent conversion. Included are such offenses as pocket picking, purse snatching (where little or no force is used), shoplifting, thefts from autos, thefts of auto parts and accessories, bicycle thefts, and thefts from buildings when the perpetrator entered legally. Con games, forgeries and bad checks, embezzlement, and obtaining money under false pretenses are not included under the category of larceny.

| NUMBER REPORTED | CLEARANCES | RATE |
|-----------------|---------------|--------------|
| 68,478 | 15,141 | 22.1% |

Larceny is the most frequently committed Part I crime. Other than the stolen property itself, there are normally few clues on which to base an investigation. Consequently, the clearance rate for larceny is low at **22.1%** in 2004.

**LARCENY WAS COMMITTED EVERY
7 MINUTES, 41 SECONDS.**


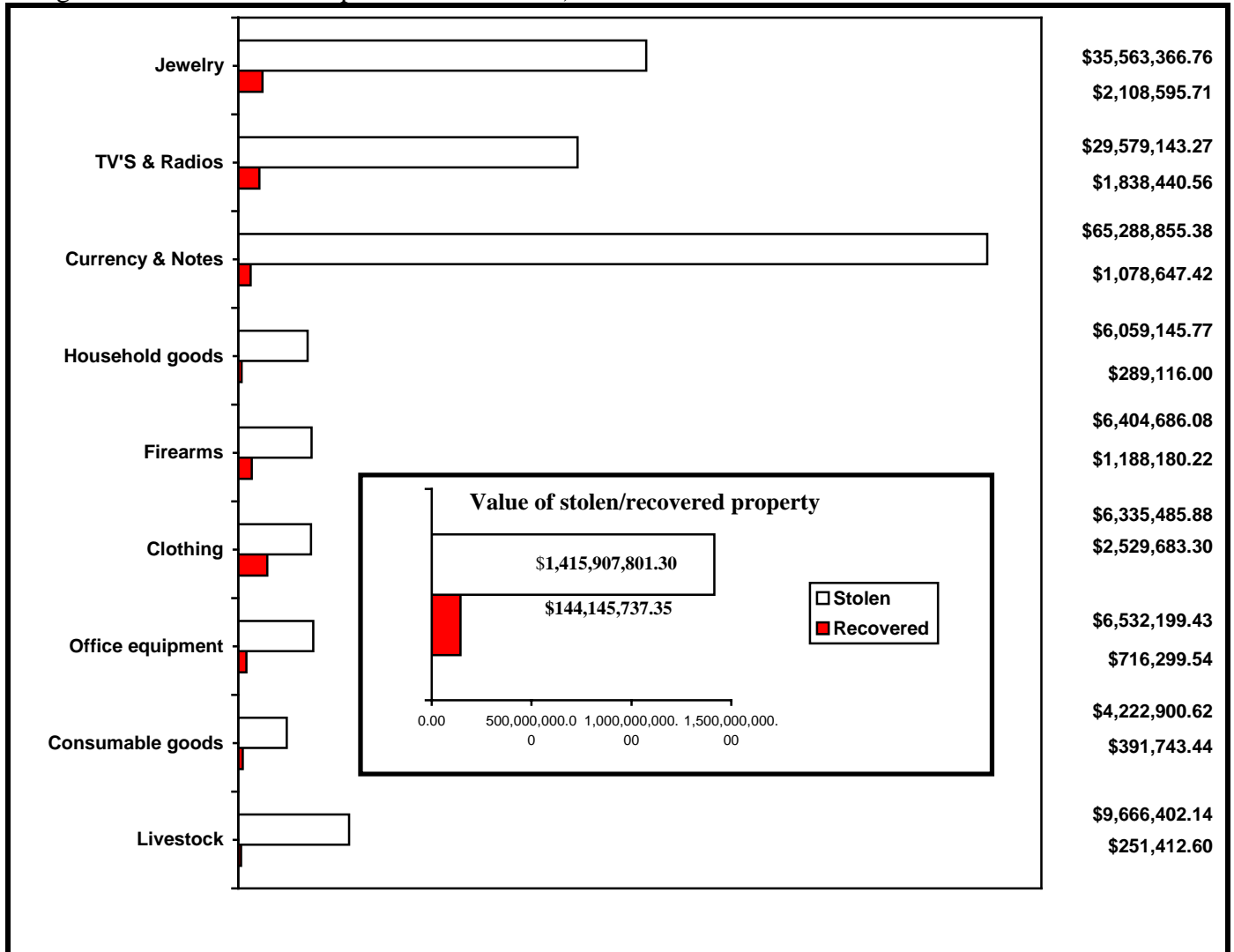
THE COST OF LARCENY

The table below shows the different types of larcenies reported in Kentucky during 2004 by classifications. The number of offenses in each classification as well as the value of the stolen property is shown below.

| CLASSIFICATION | NUMBER OF OFFENSES | PERCENT OF DISTRIBUTION | TOTAL VALUE | AVERAGE VALUE |
|-----------------------------|--------------------|-------------------------|------------------------|-----------------|
| Pocket Picking | 230 | 0.3% | \$66,357.01 | \$288.51 |
| Purse Snatching | 651 | 1.0% | \$178,970.39 | \$274.92 |
| Shoplifting | 10,360 | 15.1% | \$1,747,032.88 | \$168.63 |
| From Autos | 14,392 | 21.0% | \$8,753,707.00 | \$608.23 |
| Auto Parts and Accessories | 3,455 | 5.1% | \$1,337,133.55 | \$387.01 |
| Bicycles | 1,259 | 1.8% | \$179,357.34 | \$142.46 |
| From Buildings | 5,142 | 7.5% | \$5,611,017.41 | \$1,091.21 |
| From Coin Operated Machines | 418 | 0.6% | \$115,403.50 | \$276.09 |
| Livestock | 76 | 0.1% | \$232,795.00 | \$3,063.09 |
| Farm Equipment | 283 | 0.4% | \$1,027,273.08 | \$3,629.94 |
| All Other | 32,212 | 47.1% | \$41,467,913.96 | \$1,287.34 |
| TOTAL | 68,478 | 100.0% | \$60,716,961.12 | \$886.66 |

VALUE OF PROPERTY STOLEN/RECOVERED

The estimated value of property reported stolen and recovered in Kentucky during 2004 is illustrated by the graph below. (Graph only shows stolen and recovered value ratios for each category. Categories should not be compared to each other.)



AUTO THEFT

DEFINITION

Auto Theft includes all thefts and attempted thefts of motor vehicles.

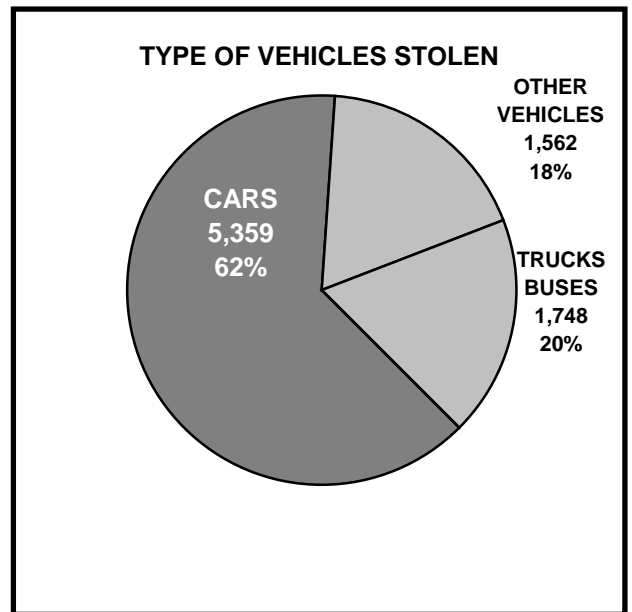
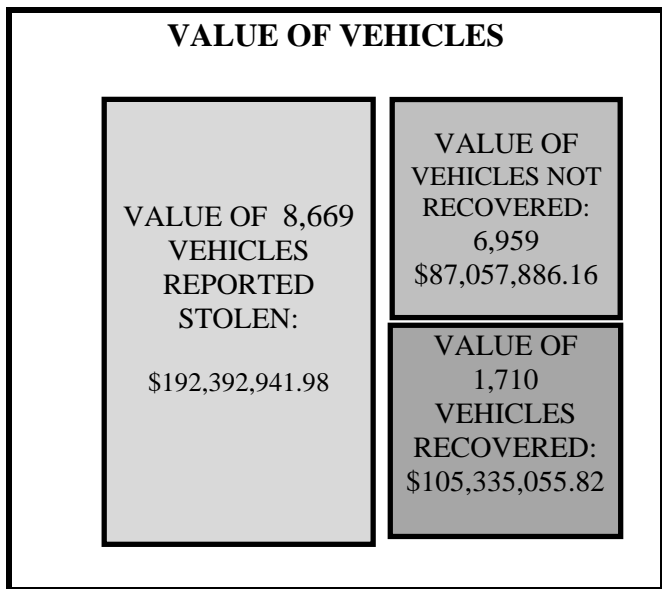
| NUMBER REPORTED | CLEARANCES | RATE |
|-----------------|--------------|--------------|
| 8,669 | 1,437 | 16.6% |

AUTO THEFT WAS COMMITTED EVERY 1 HOUR, 6 MINUTES

The value of stolen vehicles as well as recovered and non-recovered vehicles is shown in the chart below.

Of the **8,669** vehicles stolen, **19.7%** were recovered. These figures do not include vehicles stolen out of state and recovered in Kentucky.

A breakdown, by type of vehicles stolen, is shown in the chart below. Cars include automobiles, taxi cabs, and other passenger vehicles. Other vehicles stolen include mopeds, motorcycles, motor scooters, trailbikes, etc.



ARSON

DEFINITION

Arson includes any willful or malicious burning or attempt to burn (with or without intent to defraud) a residence, public building, motor vehicle or aircraft, personal property of another, etc. Only fires determined to have been willfully or maliciously set are classified as arson.

| NUMBER REPORTED | CLEARANCES | RATE |
|-----------------|------------|--------------|
| 633 | 131 | 20.7% |

The chart below shows the number of arsons by property classification, total arsons cleared, and the estimated value of property damage or destruction.

**ARSON WAS COMMITTED EVERY
13 HOURS, 50 MINUTES**

| PROPERTY CLASSIFICATION | NUMBER OF OFFENSES | ESTIMATED VALUE OF PROPERTY DAMAGED |
|--|--------------------|-------------------------------------|
| Single Occupancy Residential (Houses, Townhouses, Duplexes, etc.) | 241 | \$13,092,110.20 |
| Other Residential (Apartments, Flats, Hotels, Motels, Dorms, etc.) | 45 | \$3,604,217.00 |
| Storage (Barns, Garages, Warehouses, etc.) | 43 | \$2,363,389.87 |
| Industrial/Manufacturing | 3 | \$1,150,500.00 |
| Other Commercial (Stores, Restaurants, Offices, etc.) | 29 | \$3,553,681.00 |
| Community/Public (Churches, Jails, Schools, Colleges, Hospitals, etc.) | 33 | \$3,924,842.01 |
| All Other Structures (Outbuildings, Monuments, Buildings under Construction, etc.) | 20 | \$126,306.00 |
| TOTAL STRUCTURE | 414 | \$27,815,046.08 |
| Motor Vehicles (Autos, Trucks, Buses, Motorcycles, etc.) | 139 | \$1,184,369.98 |
| Other Mobile Property (Trailers, Recreational Vehicles, Airplanes, Boats, etc.) | 30 | \$1,522,112.00 |
| TOTAL MOBILE | 169 | \$2,706,481.98 |
| TOTAL OTHER (fences, crops, timber, etc.) | 50 | \$19,607.00 |
| GRAND TOTAL | 633 | \$30,541,135.06 |

2004 KENTUCKY OFFENSES BY COUNTY AND AGENCY

| COUNTY CONTRIBUTING AGENCY | MURDER | RAPE | ROBBERY | ASSAULT | BURGLARY | LARCENY | AUTO THEFT | ARSON | TOTAL |
|----------------------------|--------|------|---------|---------|----------|---------|------------|-------|-------|
| ADAIR | 0 | 3 | 0 | 8 | 46 | 49 | 10 | 2 | 118 |
| STATE POLICE | 0 | 2 | 0 | 3 | 32 | 13 | 4 | 2 | 56 |
| SHERIFF | 0 | 0 | 0 | 0 | 0 | 1 | 0 | 0 | 1 |
| COLUMBIA | 0 | 1 | 0 | 5 | 14 | 35 | 6 | 0 | 61 |
| ALL OTHER AGENCIES | 0 | 0 | 0 | 0 | 0 | 0 | 0 | 0 | 0 |
| ALLEN | 1 | 3 | 2 | 13 | 34 | 69 | 11 | 1 | 134 |
| STATE POLICE | 0 | 2 | 0 | 1 | 2 | 2 | 1 | 0 | 8 |
| SHERIFF | 1 | 1 | 1 | 2 | 22 | 36 | 3 | 0 | 66 |
| SCOTTSVILLE | 0 | 0 | 1 | 10 | 10 | 31 | 7 | 1 | 60 |
| ALL OTHER AGENCIES | 0 | 0 | 0 | 0 | 0 | 0 | 0 | 0 | 0 |
| ANDERSON | 0 | 9 | 2 | 10 | 107 | 229 | 12 | 6 | 375 |
| STATE POLICE | 0 | 6 | 0 | 2 | 23 | 15 | 2 | 5 | 53 |
| SHERIFF | 0 | 0 | 0 | 1 | 32 | 24 | 5 | 0 | 62 |
| LAWRENCEBURG | 0 | 3 | 2 | 7 | 49 | 187 | 5 | 1 | 254 |
| ANDERSON CO P.D. | 0 | 0 | 0 | 0 | 3 | 3 | 0 | 0 | 6 |
| ALL OTHER AGENCIES | 0 | 0 | 0 | 0 | 0 | 0 | 0 | 0 | 0 |
| BALLARD | 0 | 3 | 0 | 7 | 24 | 69 | 12 | 3 | 118 |
| STATE POLICE | 0 | 2 | 0 | 1 | 1 | 0 | 0 | 3 | 7 |
| SHERIFF | 0 | 1 | 0 | 6 | 22 | 68 | 12 | 0 | 109 |
| BARLOW | 0 | 0 | 0 | 0 | 0 | 0 | 0 | 0 | 0 |
| LACENTER | 0 | 0 | 0 | 0 | 1 | 1 | 0 | 0 | 2 |
| WICKLIFFE | 0 | 0 | 0 | 0 | 0 | 0 | 0 | 0 | 0 |
| ALL OTHER AGENCIES | 0 | 0 | 0 | 0 | 0 | 0 | 0 | 0 | 0 |
| BARREN | 1 | 7 | 8 | 16 | 161 | 369 | 43 | 3 | 608 |
| STATE POLICE | 1 | 5 | 2 | 4 | 15 | 13 | 4 | 2 | 46 |
| SHERIFF | 0 | 0 | 1 | 0 | 28 | 122 | 10 | 0 | 161 |
| GLASGOW | 0 | 1 | 3 | 9 | 99 | 190 | 24 | 1 | 327 |
| CAVE CITY | 0 | 1 | 2 | 3 | 19 | 44 | 5 | 0 | 74 |
| PARK CITY | 0 | 0 | 0 | 0 | 0 | 0 | 0 | 0 | 0 |
| ALL OTHER AGENCIES | 0 | 0 | 0 | 0 | 0 | 0 | 0 | 0 | 0 |
| BATH | 0 | 6 | 1 | 9 | 50 | 74 | 18 | 1 | 159 |
| STATE POLICE | 0 | 6 | 1 | 6 | 29 | 28 | 11 | 1 | 82 |
| SHERIFF | 0 | 0 | 0 | 2 | 5 | 7 | 4 | 0 | 18 |
| OWINGSVILLE | 0 | 0 | 0 | 1 | 16 | 39 | 3 | 0 | 59 |
| ALL OTHER AGENCIES | 0 | 0 | 0 | 0 | 0 | 0 | 0 | 0 | 0 |
| BELL | 2 | 2 | 3 | 13 | 93 | 171 | 44 | 4 | 332 |
| STATE POLICE | 1 | 2 | 2 | 4 | 50 | 56 | 23 | 1 | 139 |
| SHERIFF | 1 | 0 | 1 | 5 | 36 | 59 | 16 | 2 | 120 |
| MIDDLESBORO | 0 | 0 | 0 | 0 | 0 | 0 | 0 | 0 | 0 |
| PINEVILLE | 0 | 0 | 0 | 4 | 7 | 56 | 5 | 1 | 73 |
| ALL OTHER AGENCIES | 0 | 0 | 0 | 0 | 0 | 0 | 0 | 0 | 0 |
| BOONE | 2 | 28 | 44 | 127 | 431 | 2,121 | 219 | 15 | 2,987 |
| STATE POLICE | 0 | 1 | 0 | 0 | 0 | 1 | 0 | 0 | 2 |
| SHERIFF | 2 | 22 | 14 | 69 | 271 | 753 | 90 | 7 | 1,228 |
| FLORENCE | 0 | 5 | 30 | 56 | 160 | 1,276 | 93 | 8 | 1,628 |
| CIN - N KY AIRPORT | 0 | 0 | 0 | 2 | 0 | 91 | 36 | 0 | 129 |
| ALL OTHER AGENCIES | 0 | 0 | 0 | 0 | 0 | 0 | 0 | 0 | 0 |

2004 KENTUCKY OFFENSES BY COUNTY AND AGENCY

| COUNTY CONTRIBUTING AGENCY | MURDER | RAPE | ROBBERY | ASSAULT | BURGLARY | LARCENY | AUTO THEFT | ARSON | TOTAL |
|----------------------------|--------|------|---------|---------|----------|---------|------------|-------|-------|
| BOURBON | 1 | 4 | 10 | 22 | 137 | 233 | 38 | 6 | 451 |
| STATE POLICE | 1 | 1 | 1 | 7 | 39 | 25 | 6 | 5 | 85 |
| SHERIFF | 0 | 0 | 0 | 1 | 13 | 38 | 6 | 1 | 59 |
| PARIS | 0 | 3 | 9 | 14 | 81 | 164 | 25 | 0 | 296 |
| MILLERSBURG | 0 | 0 | 0 | 0 | 4 | 6 | 1 | 0 | 11 |
| ALL OTHER AGENCIES | 0 | 0 | 0 | 0 | 0 | 0 | 0 | 0 | 0 |
| BOYD | 2 | 15 | 28 | 93 | 289 | 1,245 | 98 | 9 | 1,779 |
| STATE POLICE | 2 | 5 | 1 | 0 | 18 | 23 | 11 | 1 | 61 |
| SHERIFF | 0 | 1 | 10 | 9 | 54 | 110 | 29 | 2 | 215 |
| ASHLAND | 0 | 8 | 16 | 77 | 198 | 979 | 42 | 6 | 1,326 |
| CATLETTSBURG | 0 | 0 | 0 | 3 | 7 | 80 | 11 | 0 | 101 |
| FIVCO DRUG TASK FORCE | 0 | 0 | 0 | 1 | 0 | 2 | 0 | 0 | 3 |
| BOYD CO PD | 0 | 1 | 1 | 3 | 12 | 51 | 5 | 0 | 73 |
| ALL OTHER AGENCIES | 0 | 0 | 0 | 0 | 0 | 0 | 0 | 0 | 0 |
| BOYLE | 0 | 7 | 7 | 14 | 170 | 409 | 38 | 1 | 646 |
| STATE POLICE | 0 | 3 | 0 | 0 | 9 | 4 | 0 | 0 | 16 |
| SHERIFF | 0 | 1 | 0 | 1 | 19 | 17 | 5 | 0 | 43 |
| DANVILLE | 0 | 3 | 7 | 12 | 139 | 381 | 33 | 1 | 576 |
| JUNCTION CITY | 0 | 0 | 0 | 1 | 3 | 7 | 0 | 0 | 11 |
| PERRYVILLE | 0 | 0 | 0 | 0 | 0 | 0 | 0 | 0 | 0 |
| ALL OTHER AGENCIES | 0 | 0 | 0 | 0 | 0 | 0 | 0 | 0 | 0 |
| BRACKEN | 0 | 3 | 0 | 5 | 13 | 7 | 1 | 0 | 29 |
| STATE POLICE | 0 | 3 | 0 | 4 | 11 | 5 | 0 | 0 | 23 |
| SHERIFF | 0 | 0 | 0 | 0 | 0 | 0 | 1 | 0 | 1 |
| AUGUSTA | 0 | 0 | 0 | 1 | 2 | 2 | 0 | 0 | 5 |
| BROOKSVILLE | 0 | 0 | 0 | 0 | 0 | 0 | 0 | 0 | 0 |
| ALL OTHER AGENCIES | 0 | 0 | 0 | 0 | 0 | 0 | 0 | 0 | 0 |
| BREATHITT | 0 | 1 | 0 | 21 | 63 | 86 | 15 | 3 | 189 |
| STATE POLICE | 0 | 1 | 0 | 15 | 48 | 32 | 7 | 3 | 106 |
| SHERIFF | 0 | 0 | 0 | 0 | 0 | 3 | 1 | 0 | 4 |
| JACKSON | 0 | 0 | 0 | 6 | 15 | 51 | 7 | 0 | 79 |
| ALL OTHER AGENCIES | 0 | 0 | 0 | 0 | 0 | 0 | 0 | 0 | 0 |
| BRECKINRIDGE | 1 | 16 | 1 | 3 | 46 | 42 | 9 | 3 | 121 |
| STATE POLICE | 1 | 16 | 0 | 0 | 6 | 7 | 2 | 2 | 34 |
| SHERIFF | 0 | 0 | 1 | 2 | 28 | 22 | 5 | 1 | 59 |
| HARDINSBURG | 0 | 0 | 0 | 1 | 5 | 6 | 1 | 0 | 13 |
| CLOVERPORT | 0 | 0 | 0 | 0 | 0 | 0 | 0 | 0 | 0 |
| IRVINGTON | 0 | 0 | 0 | 0 | 7 | 7 | 1 | 0 | 15 |
| ALL OTHER AGENCIES | 0 | 0 | 0 | 0 | 0 | 0 | 0 | 0 | 0 |
| BULLITT | 2 | 10 | 16 | 41 | 312 | 632 | 74 | 4 | 1,091 |
| STATE POLICE | 1 | 2 | 0 | 2 | 1 | 1 | 1 | 0 | 8 |
| SHERIFF | 0 | 1 | 7 | 5 | 124 | 124 | 25 | 3 | 289 |
| SHEPHERDSVILLE | 1 | 6 | 4 | 23 | 86 | 297 | 21 | 0 | 438 |
| LEBANON JUNCTION | 0 | 0 | 0 | 4 | 4 | 16 | 4 | 1 | 29 |
| MT WASHINGTON | 0 | 0 | 3 | 2 | 39 | 68 | 11 | 0 | 123 |
| HILLVIEW | 0 | 1 | 1 | 3 | 50 | 114 | 8 | 0 | 177 |
| PIONEER VILLAGE | 0 | 0 | 1 | 2 | 8 | 12 | 4 | 0 | 27 |
| ALL OTHER AGENCIES | 0 | 0 | 0 | 0 | 0 | 0 | 0 | 0 | 0 |

2004 KENTUCKY OFFENSES BY COUNTY AND AGENCY

| COUNTY CONTRIBUTING AGENCY | MURDER | RAPE | ROBBERY | ASSAULT | BURGLARY | LARCENY | AUTO THEFT | ARSON | TOTAL |
|----------------------------|--------|------|---------|---------|----------|---------|------------|-------|-------|
| BUTLER | 0 | 3 | 0 | 10 | 24 | 26 | 9 | 3 | 75 |
| STATE POLICE | 0 | 3 | 0 | 8 | 7 | 11 | 4 | 3 | 36 |
| SHERIFF | 0 | 0 | 0 | 2 | 17 | 15 | 3 | 0 | 37 |
| MORGANTOWN | 0 | 0 | 0 | 0 | 0 | 0 | 2 | 0 | 2 |
| ALL OTHER AGENCIES | 0 | 0 | 0 | 0 | 0 | 0 | 0 | 0 | 0 |
| CALDWELL | 0 | 5 | 3 | 12 | 55 | 144 | 9 | 7 | 235 |
| STATE POLICE | 0 | 1 | 0 | 0 | 10 | 2 | 0 | 1 | 14 |
| SHERIFF | 0 | 0 | 0 | 2 | 6 | 9 | 3 | 0 | 20 |
| PRINCETON | 0 | 4 | 3 | 10 | 39 | 133 | 6 | 6 | 201 |
| ALL OTHER AGENCIES | 0 | 0 | 0 | 0 | 0 | 0 | 0 | 0 | 0 |
| CALLOWAY | 1 | 14 | 8 | 29 | 307 | 688 | 61 | 12 | 1,120 |
| STATE POLICE | 0 | 3 | 0 | 2 | 3 | 5 | 3 | 5 | 21 |
| SHERIFF | 1 | 1 | 4 | 8 | 134 | 127 | 19 | 2 | 296 |
| MURRAY | 0 | 7 | 4 | 14 | 138 | 458 | 36 | 3 | 660 |
| MURRAY STATE UNIV | 0 | 3 | 0 | 5 | 32 | 98 | 3 | 2 | 143 |
| ALL OTHER AGENCIES | 0 | 0 | 0 | 0 | 0 | 0 | 0 | 0 | 0 |
| CAMPBELL | 1 | 60 | 58 | 64 | 375 | 1,831 | 162 | 3 | 2,554 |
| STATE POLICE | 0 | 1 | 0 | 0 | 0 | 1 | 2 | 0 | 4 |
| SHERIFF | 0 | 0 | 0 | 0 | 0 | 0 | 0 | 0 | 0 |
| BELLEVUE | 0 | 3 | 12 | 6 | 52 | 255 | 15 | 0 | 343 |
| CAMPBELL CO PD | 0 | 25 | 1 | 16 | 74 | 155 | 20 | 1 | 292 |
| DAYTON | 0 | 1 | 3 | 8 | 6 | 15 | 1 | 2 | 36 |
| FT THOMAS | 0 | 2 | 0 | 0 | 19 | 58 | 11 | 0 | 90 |
| HIGHLAND HEIGHTS | 1 | 6 | 1 | 3 | 17 | 44 | 7 | 0 | 79 |
| NEWPORT | 0 | 15 | 36 | 27 | 164 | 816 | 83 | 0 | 1,141 |
| ALEXANDRIA | 0 | 3 | 2 | 3 | 12 | 149 | 10 | 0 | 179 |
| COLD SPRINGS | 0 | 1 | 1 | 0 | 13 | 127 | 3 | 0 | 145 |
| SILVER GROVE | 0 | 0 | 0 | 0 | 5 | 14 | 1 | 0 | 20 |
| WILDER | 0 | 0 | 1 | 0 | 7 | 25 | 5 | 0 | 38 |
| NORTHERN KY UNIV | 0 | 3 | 0 | 0 | 3 | 140 | 2 | 0 | 148 |
| SOUTHGATE | 0 | 0 | 1 | 1 | 3 | 32 | 2 | 0 | 39 |
| ALL OTHER AGENCIES | 0 | 0 | 0 | 0 | 0 | 0 | 0 | 0 | 0 |
| CARLISLE | 0 | 1 | 0 | 2 | 9 | 8 | 1 | 0 | 21 |
| STATE POLICE | 0 | 1 | 0 | 2 | 7 | 5 | 1 | 0 | 16 |
| SHERIFF | 0 | 0 | 0 | 0 | 0 | 1 | 0 | 0 | 1 |
| BARDWELL | 0 | 0 | 0 | 0 | 2 | 2 | 0 | 0 | 4 |
| ALL OTHER AGENCIES | 0 | 0 | 0 | 0 | 0 | 0 | 0 | 0 | 0 |
| CARROLL | 0 | 2 | 1 | 15 | 45 | 150 | 18 | 6 | 237 |
| STATE POLICE | 0 | 1 | 0 | 5 | 11 | 62 | 10 | 5 | 94 |
| SHERIFF | 0 | 0 | 0 | 0 | 13 | 15 | 2 | 0 | 30 |
| CARROLLTON | 0 | 1 | 1 | 10 | 21 | 73 | 6 | 1 | 113 |
| ALL OTHER AGENCIES | 0 | 0 | 0 | 0 | 0 | 0 | 0 | 0 | 0 |
| CARTER | 6 | 7 | 4 | 13 | 161 | 157 | 34 | 6 | 388 |
| STATE POLICE | 6 | 5 | 3 | 6 | 73 | 44 | 12 | 6 | 155 |
| SHERIFF | 0 | 1 | 1 | 2 | 46 | 41 | 15 | 0 | 106 |
| GRAYSON | 0 | 1 | 0 | 1 | 26 | 58 | 4 | 0 | 90 |
| OLIVE HILL | 0 | 0 | 0 | 4 | 16 | 14 | 3 | 0 | 37 |
| ALL OTHER AGENCIES | 0 | 0 | 0 | 0 | 0 | 0 | 0 | 0 | 0 |

2004 KENTUCKY OFFENSES BY COUNTY AND AGENCY

| COUNTY CONTRIBUTING AGENCY | MURDER | RAPE | ROBBERY | ASSAULT | BURGLARY | LARCENY | AUTO THEFT | ARSON | TOTAL |
|----------------------------|--------|------|---------|---------|----------|---------|------------|-------|-------|
| CASEY | 0 | 0 | 0 | 1 | 30 | 37 | 0 | 5 | 73 |
| STATE POLICE | 0 | 0 | 0 | 1 | 13 | 7 | 0 | 5 | 26 |
| SHERIFF | 0 | 0 | 0 | 0 | 10 | 11 | 0 | 0 | 21 |
| LIBERTY | 0 | 0 | 0 | 0 | 7 | 19 | 0 | 0 | 26 |
| ALL OTHER AGENCIES | 0 | 0 | 0 | 0 | 0 | 0 | 0 | 0 | 0 |
| CHRISTIAN | 2 | 21 | 66 | 79 | 629 | 1,519 | 104 | 21 | 2,441 |
| STATE POLICE | 0 | 2 | 2 | 5 | 54 | 38 | 0 | 3 | 104 |
| SHERIFF | 0 | 2 | 5 | 6 | 121 | 153 | 27 | 5 | 319 |
| CHRISTIAN COUNTY P. D. | 0 | 0 | 0 | 18 | 0 | 2 | 0 | 0 | 20 |
| HOPKINSVILLE | 1 | 15 | 56 | 47 | 412 | 1,222 | 59 | 12 | 1,824 |
| CROFTON | 0 | 0 | 0 | 0 | 0 | 12 | 0 | 0 | 12 |
| PEMBROKE | 0 | 0 | 0 | 0 | 0 | 0 | 0 | 0 | 0 |
| PENNYRILE NARC TF | 0 | 0 | 0 | 0 | 0 | 3 | 0 | 0 | 3 |
| OAK GROVE | 1 | 2 | 3 | 3 | 42 | 89 | 18 | 1 | 159 |
| ALL OTHER AGENCIES | 0 | 0 | 0 | 0 | 0 | 0 | 0 | 0 | 0 |
| CLARK | 0 | 3 | 22 | 37 | 226 | 814 | 66 | 3 | 1,171 |
| STATE POLICE | 0 | 1 | 0 | 2 | 0 | 3 | 1 | 0 | 7 |
| SHERIFF | 0 | 0 | 4 | 11 | 65 | 182 | 10 | 0 | 272 |
| WINCHESTER | 0 | 2 | 18 | 24 | 161 | 627 | 55 | 3 | 890 |
| CLARK CO. SCHOOL ENFC. | 0 | 0 | 0 | 0 | 0 | 2 | 0 | 0 | 2 |
| ALL OTHER AGENCIES | 0 | 0 | 0 | 0 | 0 | 0 | 0 | 0 | 0 |
| CLAY | 4 | 11 | 3 | 29 | 107 | 169 | 49 | 10 | 382 |
| STATE POLICE | 4 | 6 | 2 | 13 | 35 | 29 | 17 | 9 | 115 |
| SHERIFF | 0 | 5 | 1 | 3 | 58 | 71 | 25 | 0 | 163 |
| MANCHESTER | 0 | 0 | 0 | 13 | 14 | 69 | 7 | 1 | 104 |
| ALL OTHER AGENCIES | 0 | 0 | 0 | 0 | 0 | 0 | 0 | 0 | 0 |
| CLINTON | 2 | 4 | 2 | 6 | 23 | 26 | 4 | 2 | 69 |
| STATE POLICE | 2 | 4 | 2 | 3 | 15 | 14 | 3 | 2 | 45 |
| SHERIFF | 0 | 0 | 0 | 0 | 0 | 0 | 0 | 0 | 0 |
| ALBANY | 0 | 0 | 0 | 3 | 8 | 12 | 1 | 0 | 24 |
| ALL OTHER AGENCIES | 0 | 0 | 0 | 0 | 0 | 0 | 0 | 0 | 0 |
| CRITTENDEN | 1 | 2 | 0 | 4 | 47 | 84 | 4 | 5 | 147 |
| STATE POLICE | 1 | 1 | 0 | 2 | 7 | 9 | 1 | 4 | 25 |
| SHERIFF | 0 | 1 | 0 | 1 | 17 | 34 | 0 | 0 | 53 |
| MARION | 0 | 0 | 0 | 1 | 23 | 41 | 3 | 1 | 69 |
| ALL OTHER AGENCIES | 0 | 0 | 0 | 0 | 0 | 0 | 0 | 0 | 0 |
| CUMBERLAND | 0 | 2 | 0 | 1 | 3 | 7 | 0 | 2 | 15 |
| STATE POLICE | 0 | 2 | 0 | 1 | 3 | 4 | 0 | 2 | 12 |
| SHERIFF | 0 | 0 | 0 | 0 | 0 | 0 | 0 | 0 | 0 |
| BURKESVILLE | 0 | 0 | 0 | 0 | 0 | 3 | 0 | 0 | 3 |
| ALL OTHER AGENCIES | 0 | 0 | 0 | 0 | 0 | 0 | 0 | 0 | 0 |
| DAVISS | 1 | 21 | 41 | 134 | 694 | 2,100 | 128 | 6 | 3,125 |
| STATE POLICE | 1 | 4 | 0 | 0 | 28 | 31 | 2 | 0 | 66 |
| SHERIFF | 0 | 5 | 2 | 43 | 182 | 303 | 20 | 2 | 557 |
| OWENSBORO | 0 | 12 | 39 | 91 | 484 | 1,766 | 106 | 4 | 2,502 |
| ALL OTHER AGENCIES | 0 | 0 | 0 | 0 | 0 | 0 | 0 | 0 | 0 |
| EDMONSON | 0 | 7 | 1 | 3 | 37 | 49 | 7 | 1 | 105 |
| STATE POLICE | 0 | 5 | 0 | 1 | 7 | 6 | 2 | 1 | 22 |
| SHERIFF | 0 | 2 | 1 | 0 | 22 | 26 | 5 | 0 | 56 |
| BROWNSVILLE | 0 | 0 | 0 | 2 | 8 | 17 | 0 | 0 | 27 |
| ALL OTHER AGENCIES | 0 | 0 | 0 | 0 | 0 | 0 | 0 | 0 | 0 |

2004 KENTUCKY OFFENSES BY COUNTY AND AGENCY

| COUNTY CONTRIBUTING AGENCY | MURDER | RAPE | ROBBERY | ASSAULT | BURGLARY | LARCENY | AUTO THEFT | ARSON | TOTAL |
|----------------------------|--------|------|---------|---------|----------|---------|------------|-------|--------|
| ELLIOTT | 0 | 1 | 1 | 8 | 18 | 10 | 4 | 3 | 45 |
| STATE POLICE | 0 | 1 | 1 | 8 | 18 | 10 | 4 | 3 | 45 |
| SHERIFF | 0 | 0 | 0 | 0 | 0 | 0 | 0 | 0 | 0 |
| ELLIOTT COUNTY P. D. | 0 | 0 | 0 | 0 | 0 | 0 | 0 | 0 | 0 |
| ALL OTHER AGENCIES | 0 | 0 | 0 | 0 | 0 | 0 | 0 | 0 | 0 |
| ESTILL | 3 | 3 | 5 | 8 | 89 | 110 | 8 | 7 | 233 |
| STATE POLICE | 3 | 2 | 2 | 2 | 32 | 28 | 2 | 7 | 78 |
| SHERIFF | 0 | 0 | 2 | 0 | 30 | 20 | 1 | 0 | 53 |
| IRVINE | 0 | 1 | 1 | 6 | 23 | 51 | 5 | 0 | 87 |
| RAVENNA | 0 | 0 | 0 | 0 | 4 | 11 | 0 | 0 | 15 |
| ALL OTHER AGENCIES | 0 | 0 | 0 | 0 | 0 | 0 | 0 | 0 | 0 |
| FAYETTE | 24 | 147 | 577 | 572 | 2,266 | 7,879 | 792 | 36 | 12,293 |
| STATE POLICE | 0 | 1 | 0 | 2 | 1 | 7 | 0 | 0 | 11 |
| SHERIFF | 0 | 0 | 0 | 0 | 0 | 0 | 0 | 0 | 0 |
| LEXINGTON | 24 | 140 | 574 | 568 | 2,224 | 7,207 | 773 | 30 | 11,540 |
| UK PD | 0 | 6 | 3 | 2 | 41 | 619 | 14 | 6 | 691 |
| FAYETTE CO SCHOOLS | 0 | 0 | 0 | 0 | 0 | 0 | 0 | 0 | 0 |
| BLUEGRASS AIRPORT | 0 | 0 | 0 | 0 | 0 | 2 | 5 | 0 | 7 |
| KY HORSE PARK | 0 | 0 | 0 | 0 | 0 | 44 | 0 | 0 | 44 |
| ALL OTHER AGENCIES | 0 | 0 | 0 | 0 | 0 | 0 | 0 | 0 | 0 |
| FLEMING | 0 | 3 | 0 | 6 | 41 | 43 | 10 | 0 | 103 |
| STATE POLICE | 0 | 3 | 0 | 3 | 18 | 10 | 3 | 0 | 37 |
| SHERIFF | 0 | 0 | 0 | 1 | 8 | 6 | 2 | 0 | 17 |
| FLEMINGSBURG | 0 | 0 | 0 | 2 | 15 | 27 | 5 | 0 | 49 |
| ALL OTHER AGENCIES | 0 | 0 | 0 | 0 | 0 | 0 | 0 | 0 | 0 |
| FLOYD | 1 | 7 | 7 | 30 | 166 | 311 | 47 | 14 | 583 |
| STATE POLICE | 1 | 7 | 6 | 16 | 133 | 132 | 37 | 12 | 344 |
| SHERIFF | 0 | 0 | 0 | 5 | 21 | 66 | 6 | 1 | 99 |
| ALLEN | 0 | 0 | 0 | 0 | 0 | 0 | 0 | 0 | 0 |
| MARTIN | 0 | 0 | 0 | 0 | 0 | 0 | 0 | 0 | 0 |
| PRESTONSBURG | 0 | 0 | 1 | 9 | 11 | 110 | 4 | 1 | 136 |
| WAYLAND | 0 | 0 | 0 | 0 | 1 | 3 | 0 | 0 | 4 |
| WHEELWRIGHT | 0 | 0 | 0 | 0 | 0 | 0 | 0 | 0 | 0 |
| ALL OTHER AGENCIES | 0 | 0 | 0 | 0 | 0 | 0 | 0 | 0 | 0 |
| FRANKLIN | 1 | 19 | 19 | 83 | 400 | 1,200 | 133 | 8 | 1,863 |
| STATE POLICE | 0 | 5 | 1 | 7 | 58 | 121 | 12 | 4 | 208 |
| SHERIFF | 0 | 1 | 0 | 8 | 66 | 96 | 16 | 0 | 187 |
| ALCOHOL BEVERAGE CONTROL | 0 | 0 | 0 | 0 | 0 | 3 | 0 | 0 | 3 |
| FISH & WILDLIFE | 0 | 0 | 0 | 0 | 0 | 0 | 0 | 0 | 0 |
| PARK SECURITY | 0 | 0 | 0 | 0 | 1 | 46 | 1 | 1 | 49 |
| FRANKFORT | 1 | 13 | 18 | 63 | 269 | 906 | 103 | 3 | 1,376 |
| KY STATE UNIVERSITY | 0 | 0 | 0 | 0 | 6 | 24 | 0 | 0 | 30 |
| MOTOR VEHICLE ENFC. | 0 | 0 | 0 | 5 | 0 | 4 | 1 | 0 | 10 |
| KY. INSURANCE FRAUD | 0 | 0 | 0 | 0 | 0 | 0 | 0 | 0 | 0 |
| ALL OTHER AGENCIES | 0 | 0 | 0 | 0 | 0 | 0 | 0 | 0 | 0 |
| FULTON | 0 | 2 | 3 | 14 | 40 | 164 | 21 | 3 | 247 |
| STATE POLICE | 0 | 0 | 0 | 0 | 0 | 2 | 1 | 0 | 3 |
| SHERIFF | 0 | 0 | 1 | 2 | 11 | 22 | 2 | 0 | 38 |
| FULTON | 0 | 1 | 1 | 6 | 21 | 120 | 13 | 1 | 163 |
| HICKMAN | 0 | 1 | 1 | 6 | 8 | 20 | 5 | 2 | 43 |
| ALL OTHER AGENCIES | 0 | 0 | 0 | 0 | 0 | 0 | 0 | 0 | 0 |

2004 KENTUCKY OFFENSES BY COUNTY AND AGENCY

| COUNTY CONTRIBUTING AGENCY | MURDER | RAPE | ROBBERY | ASSAULT | BURGLARY | LARCENY | AUTO THEFT | ARSON | TOTAL |
|----------------------------|--------|------|---------|---------|----------|---------|------------|-------|-------|
| GALLATIN | 0 | 4 | 0 | 9 | 28 | 46 | 15 | 3 | 105 |
| STATE POLICE | 0 | 4 | 0 | 2 | 5 | 2 | 4 | 3 | 20 |
| SHERIFF | 0 | 0 | 0 | 5 | 15 | 21 | 9 | 0 | 50 |
| GALLATIN COUNTY P. D. | 0 | 0 | 0 | 0 | 0 | 0 | 0 | 0 | 0 |
| GLENCOE | 0 | 0 | 0 | 0 | 2 | 7 | 0 | 0 | 9 |
| SPARTA | 0 | 0 | 0 | 0 | 0 | 0 | 0 | 0 | 0 |
| WARSAW | 0 | 0 | 0 | 2 | 6 | 16 | 2 | 0 | 26 |
| ALL OTHER AGENCIES | 0 | 0 | 0 | 0 | 0 | 0 | 0 | 0 | 0 |
| GARRARD | 0 | 7 | 2 | 9 | 87 | 193 | 15 | 1 | 314 |
| STATE POLICE | 0 | 3 | 0 | 3 | 35 | 20 | 9 | 0 | 70 |
| SHERIFF | 0 | 0 | 0 | 0 | 14 | 78 | 5 | 0 | 97 |
| LANCASTER | 0 | 4 | 2 | 6 | 38 | 95 | 1 | 1 | 147 |
| ALL OTHER AGENCIES | 0 | 0 | 0 | 0 | 0 | 0 | 0 | 0 | 0 |
| GRANT | 0 | 4 | 3 | 1 | 80 | 132 | 19 | 0 | 239 |
| STATE POLICE | 0 | 3 | 2 | 0 | 56 | 55 | 12 | 0 | 128 |
| SHERIFF | 0 | 1 | 0 | 1 | 12 | 23 | 2 | 0 | 39 |
| WILLIAMSTOWN | 0 | 0 | 1 | 0 | 12 | 54 | 5 | 0 | 72 |
| ALL OTHER AGENCIES | 0 | 0 | 0 | 0 | 0 | 0 | 0 | 0 | 0 |
| GRAVES | 2 | 6 | 17 | 34 | 186 | 285 | 56 | 7 | 593 |
| STATE POLICE | 0 | 1 | 0 | 6 | 27 | 47 | 19 | 2 | 102 |
| SHERIFF | 0 | 1 | 2 | 12 | 76 | 106 | 16 | 0 | 213 |
| MAYFIELD | 2 | 4 | 15 | 16 | 83 | 132 | 21 | 5 | 278 |
| WINGO | 0 | 0 | 0 | 0 | 0 | 0 | 0 | 0 | 0 |
| ALL OTHER AGENCIES | 0 | 0 | 0 | 0 | 0 | 0 | 0 | 0 | 0 |
| GRAYSON | 1 | 9 | 2 | 15 | 117 | 193 | 33 | 1 | 371 |
| STATE POLICE | 1 | 5 | 1 | 7 | 15 | 37 | 3 | 1 | 70 |
| SHERIFF | 0 | 0 | 0 | 4 | 61 | 70 | 22 | 0 | 157 |
| CANEYVILLE | 0 | 0 | 0 | 0 | 0 | 0 | 0 | 0 | 0 |
| CLARKSON | 0 | 0 | 0 | 0 | 0 | 0 | 1 | 0 | 1 |
| LEITCHFIELD | 0 | 4 | 1 | 4 | 41 | 86 | 7 | 0 | 143 |
| ALL OTHER AGENCIES | 0 | 0 | 0 | 0 | 0 | 0 | 0 | 0 | 0 |
| GREEN | 0 | 0 | 0 | 3 | 13 | 6 | 0 | 1 | 23 |
| STATE POLICE | 0 | 0 | 0 | 3 | 12 | 6 | 0 | 1 | 22 |
| SHERIFF | 0 | 0 | 0 | 0 | 1 | 0 | 0 | 0 | 1 |
| GREENSBURG | 0 | 0 | 0 | 0 | 0 | 0 | 0 | 0 | 0 |
| ALL OTHER AGENCIES | 0 | 0 | 0 | 0 | 0 | 0 | 0 | 0 | 0 |
| GREENUP | 2 | 7 | 4 | 11 | 75 | 138 | 24 | 2 | 263 |
| STATE POLICE | 2 | 6 | 1 | 8 | 45 | 29 | 8 | 1 | 100 |
| SHERIFF | 0 | 0 | 1 | 1 | 19 | 23 | 6 | 0 | 50 |
| BELLEFONTE | 0 | 0 | 0 | 0 | 0 | 7 | 0 | 0 | 7 |
| FLATWOODS | 0 | 0 | 2 | 1 | 5 | 16 | 7 | 0 | 31 |
| GREENUP | 0 | 0 | 0 | 0 | 0 | 0 | 0 | 0 | 0 |
| RACELAND | 0 | 0 | 0 | 1 | 3 | 15 | 1 | 1 | 21 |
| SOUTH SHORE | 0 | 0 | 0 | 0 | 1 | 0 | 0 | 0 | 1 |
| RUSSELL | 0 | 0 | 0 | 0 | 2 | 48 | 1 | 0 | 51 |
| WORTHINGTON | 0 | 1 | 0 | 0 | 0 | 0 | 1 | 0 | 2 |
| WURLAND | 0 | 0 | 0 | 0 | 0 | 0 | 0 | 0 | 0 |
| ALL OTHER AGENCIES | 0 | 0 | 0 | 0 | 0 | 0 | 0 | 0 | 0 |

2004 KENTUCKY OFFENSES BY COUNTY AND AGENCY

| COUNTY CONTRIBUTING AGENCY | MURDER | RAPE | ROBBERY | ASSAULT | BURGLARY | LARCENY | AUTO THEFT | ARSON | TOTAL |
|----------------------------|--------|------|---------|---------|----------|---------|------------|-------|-------|
| HANCOCK | 0 | 3 | 0 | 3 | 8 | 27 | 2 | 0 | 43 |
| STATE POLICE | 0 | 3 | 0 | 3 | 1 | 7 | 0 | 0 | 14 |
| SHERIFF | 0 | 0 | 0 | 0 | 5 | 8 | 2 | 0 | 15 |
| HAWESVILLE | 0 | 0 | 0 | 0 | 0 | 0 | 0 | 0 | 0 |
| LEWISPORT | 0 | 0 | 0 | 0 | 2 | 12 | 0 | 0 | 14 |
| ALL OTHER AGENCIES | 0 | 0 | 0 | 0 | 0 | 0 | 0 | 0 | 0 |
| HARDIN | 5 | 35 | 44 | 115 | 526 | 1,672 | 122 | 19 | 2,538 |
| STATE POLICE | 3 | 7 | 0 | 22 | 96 | 139 | 41 | 0 | 308 |
| SHERIFF | 0 | 0 | 0 | 3 | 47 | 51 | 3 | 4 | 108 |
| ELIZABETHTOWN | 2 | 9 | 19 | 40 | 196 | 965 | 53 | 11 | 1,295 |
| RADCLIFF | 0 | 19 | 24 | 43 | 173 | 472 | 23 | 3 | 757 |
| VINE GROVE | 0 | 0 | 0 | 5 | 12 | 37 | 1 | 1 | 56 |
| WEST POINT | 0 | 0 | 1 | 2 | 2 | 2 | 1 | 0 | 8 |
| GTR HARDIN TASK FORCE | 0 | 0 | 0 | 0 | 0 | 6 | 0 | 0 | 6 |
| ALL OTHER AGENCIES | 0 | 0 | 0 | 0 | 0 | 0 | 0 | 0 | 0 |
| HARLAN | 2 | 8 | 9 | 46 | 225 | 421 | 29 | 4 | 744 |
| STATE POLICE | 2 | 7 | 1 | 20 | 180 | 193 | 19 | 4 | 426 |
| SHERIFF | 0 | 0 | 2 | 15 | 15 | 44 | 6 | 0 | 82 |
| BENHAM | 0 | 0 | 0 | 0 | 3 | 2 | 0 | 0 | 5 |
| CUMBERLAND | 0 | 0 | 0 | 1 | 0 | 0 | 0 | 0 | 1 |
| EVARTS | 0 | 0 | 0 | 1 | 6 | 14 | 0 | 0 | 21 |
| HARLAN | 0 | 0 | 4 | 9 | 12 | 157 | 4 | 0 | 186 |
| WALLINS | 0 | 0 | 2 | 0 | 3 | 10 | 0 | 0 | 15 |
| LYNCH | 0 | 1 | 0 | 0 | 6 | 1 | 0 | 0 | 8 |
| ALL OTHER AGENCIES | 0 | 0 | 0 | 0 | 0 | 0 | 0 | 0 | 0 |
| HARRISON | 0 | 2 | 4 | 9 | 47 | 196 | 26 | 4 | 288 |
| STATE POLICE | 0 | 1 | 2 | 1 | 16 | 9 | 5 | 2 | 36 |
| SHERIFF | 0 | 0 | 0 | 1 | 6 | 9 | 4 | 1 | 21 |
| CYNTHIANA | 0 | 1 | 2 | 7 | 25 | 178 | 17 | 1 | 231 |
| ALL OTHER AGENCIES | 0 | 0 | 0 | 0 | 0 | 0 | 0 | 0 | 0 |
| HART | 2 | 2 | 1 | 23 | 94 | 149 | 13 | 4 | 288 |
| STATE POLICE | 2 | 1 | 1 | 17 | 32 | 28 | 6 | 2 | 89 |
| SHERIFF | 0 | 0 | 0 | 2 | 35 | 70 | 2 | 1 | 110 |
| HORSE CAVE | 0 | 0 | 0 | 2 | 14 | 12 | 2 | 1 | 31 |
| MUNFORDVILLE | 0 | 1 | 0 | 2 | 13 | 39 | 3 | 0 | 58 |
| ALL OTHER AGENCIES | 0 | 0 | 0 | 0 | 0 | 0 | 0 | 0 | 0 |
| HENDERSON | 3 | 6 | 24 | 52 | 238 | 632 | 64 | 1 | 1,020 |
| STATE POLICE | 0 | 2 | 0 | 0 | 15 | 16 | 4 | 1 | 38 |
| SHERIFF | 2 | 0 | 1 | 12 | 54 | 92 | 9 | 0 | 170 |
| HENDERSON | 1 | 4 | 23 | 40 | 169 | 524 | 51 | 0 | 812 |
| ALL OTHER AGENCIES | 0 | 0 | 0 | 0 | 0 | 0 | 0 | 0 | 0 |
| HENRY | 2 | 9 | 6 | 15 | 63 | 40 | 17 | 3 | 155 |
| STATE POLICE | 1 | 5 | 5 | 8 | 48 | 27 | 15 | 3 | 112 |
| SHERIFF | 0 | 0 | 0 | 0 | 1 | 3 | 0 | 0 | 4 |
| CAMPBELLSBURG | 0 | 0 | 0 | 0 | 0 | 0 | 0 | 0 | 0 |
| EMINENCE | 1 | 4 | 1 | 7 | 13 | 9 | 2 | 0 | 37 |
| NEW CASTLE | 0 | 0 | 0 | 0 | 1 | 0 | 0 | 0 | 1 |
| PLEASUREVILLE | 0 | 0 | 0 | 0 | 0 | 1 | 0 | 0 | 1 |
| ALL OTHER AGENCIES | 0 | 0 | 0 | 0 | 0 | 0 | 0 | 0 | 0 |

2004 KENTUCKY OFFENSES BY COUNTY AND AGENCY

| COUNTY CONTRIBUTING AGENCY | MURDER | RAPE | ROBBERY | ASSAULT | BURGLARY | LARCENY | AUTO THEFT | ARSON | TOTAL |
|----------------------------|--------|------|---------|---------|----------|---------|------------|-------|--------|
| HICKMAN | 0 | 0 | 0 | 2 | 28 | 25 | 0 | 0 | 55 |
| STATE POLICE | 0 | 0 | 0 | 1 | 4 | 2 | 0 | 0 | 7 |
| SHERIFF | 0 | 0 | 0 | 0 | 21 | 16 | 0 | 0 | 37 |
| CLINTON | 0 | 0 | 0 | 1 | 3 | 7 | 0 | 0 | 11 |
| ALL OTHER AGENCIES | 0 | 0 | 0 | 0 | 0 | 0 | 0 | 0 | 0 |
| HOPKINS | 2 | 18 | 9 | 77 | 280 | 993 | 95 | 3 | 1,477 |
| STATE POLICE | 1 | 3 | 1 | 8 | 26 | 33 | 5 | 1 | 78 |
| SHERIFF | 1 | 2 | 0 | 7 | 79 | 115 | 8 | 2 | 214 |
| DAWSON SPRINGS | 0 | 0 | 0 | 8 | 12 | 19 | 5 | 0 | 44 |
| EARLINGTON | 0 | 1 | 0 | 2 | 7 | 13 | 0 | 0 | 23 |
| MADISONVILLE | 0 | 12 | 7 | 52 | 154 | 807 | 77 | 0 | 1,109 |
| MORTONS GAP | 0 | 0 | 0 | 0 | 1 | 0 | 0 | 0 | 1 |
| NORTONVILLE | 0 | 0 | 1 | 0 | 1 | 6 | 0 | 0 | 8 |
| ALL OTHER AGENCIES | 0 | 0 | 0 | 0 | 0 | 0 | 0 | 0 | 0 |
| JACKSON | 1 | 1 | 2 | 5 | 30 | 22 | 11 | 4 | 76 |
| STATE POLICE | 1 | 1 | 2 | 5 | 16 | 14 | 8 | 3 | 50 |
| SHERIFF | 0 | 0 | 0 | 0 | 14 | 8 | 3 | 1 | 26 |
| MCKEE | 0 | 0 | 0 | 0 | 0 | 0 | 0 | 0 | 0 |
| ALL OTHER AGENCIES | 0 | 0 | 0 | 0 | 0 | 0 | 0 | 0 | 0 |
| JEFFERSON | 66 | 231 | 1,589 | 1,678 | 7,427 | 18,269 | 3,344 | 31 | 32,635 |
| STATE POLICE | 0 | 1 | 0 | 1 | 2 | 9 | 2 | 0 | 15 |
| SHERIFF | 0 | 0 | 0 | 0 | 0 | 8 | 7 | 0 | 15 |
| LOUISVILLE METRO | 66 | 216 | 1,476 | 1,522 | 6,869 | 16,291 | 3,022 | 21 | 29,483 |
| ST MATTHEWS | 0 | 2 | 20 | 59 | 115 | 607 | 30 | 1 | 834 |
| SHIVELY | 0 | 4 | 53 | 10 | 207 | 449 | 143 | 6 | 872 |
| ANCHORAGE | 0 | 0 | 0 | 4 | 4 | 19 | 3 | 0 | 30 |
| JEFFERSONTOWN | 0 | 7 | 29 | 11 | 74 | 357 | 63 | 0 | 541 |
| WEST BUECHEL | 0 | 0 | 1 | 0 | 17 | 101 | 4 | 0 | 123 |
| U OF L SECURITY | 0 | 1 | 2 | 2 | 22 | 281 | 9 | 2 | 319 |
| FAIRGROUND SECURITY | 0 | 0 | 0 | 0 | 0 | 24 | 1 | 0 | 25 |
| INDIAN HILLS | 0 | 0 | 0 | 0 | 18 | 36 | 1 | 0 | 55 |
| AUDUBON PARK | 0 | 0 | 3 | 0 | 17 | 8 | 4 | 0 | 32 |
| LYNNVIEW | 0 | 0 | 1 | 0 | 1 | 1 | 0 | 0 | 3 |
| MINOR LANE HEIGHTS | 0 | 0 | 1 | 2 | 11 | 8 | 3 | 0 | 25 |
| STRATHMOOR VILLAGE | 0 | 0 | 0 | 0 | 2 | 8 | 1 | 0 | 11 |
| PROSPECT | 0 | 0 | 0 | 0 | 4 | 4 | 2 | 0 | 10 |
| JEFFERSON COMM COLL | 0 | 0 | 0 | 0 | 0 | 0 | 0 | 0 | 0 |
| JEFF CO BD OF ED | 0 | 0 | 3 | 67 | 59 | 41 | 4 | 1 | 175 |
| REGIONAL AIRPORT AUTH. | 0 | 0 | 0 | 0 | 0 | 9 | 44 | 0 | 53 |
| GRAYMOOR/DEVONDALE | 0 | 0 | 0 | 0 | 2 | 8 | 1 | 0 | 11 |
| FOREST HILLS | 0 | 0 | 0 | 0 | 3 | 0 | 0 | 0 | 3 |
| ALL OTHER AGENCIES | 0 | 0 | 0 | 0 | 0 | 0 | 0 | 0 | 0 |
| JESSAMINE | 0 | 11 | 15 | 35 | 321 | 961 | 115 | 9 | 1,467 |
| STATE POLICE | 0 | 0 | 0 | 1 | 1 | 3 | 1 | 0 | 6 |
| SHERIFF | 0 | 5 | 1 | 11 | 102 | 142 | 25 | 0 | 286 |
| NICHOLASVILLE | 0 | 6 | 14 | 23 | 205 | 786 | 82 | 9 | 1,125 |
| WILMORE | 0 | 0 | 0 | 0 | 13 | 30 | 7 | 0 | 50 |
| ALL OTHER AGENCIES | 0 | 0 | 0 | 0 | 0 | 0 | 0 | 0 | 0 |

2004 KENTUCKY OFFENSES BY COUNTY AND AGENCY

| COUNTY CONTRIBUTING AGENCY | MURDER | RAPE | ROBBERY | ASSAULT | BURGLARY | LARCENY | AUTO THEFT | ARSON | TOTAL |
|----------------------------|--------|------|---------|---------|----------|---------|------------|-------|-------|
| JOHNSON | 0 | 4 | 1 | 9 | 47 | 164 | 27 | 10 | 262 |
| STATE POLICE | 0 | 3 | 0 | 3 | 19 | 17 | 3 | 9 | 54 |
| SHERIFF | 0 | 1 | 0 | 3 | 9 | 17 | 11 | 0 | 41 |
| PAINTSVILLE | 0 | 0 | 1 | 3 | 19 | 130 | 13 | 1 | 167 |
| ALL OTHER AGENCIES | 0 | 0 | 0 | 0 | 0 | 0 | 0 | 0 | 0 |
| KENTON | 4 | 44 | 197 | 187 | 1,022 | 3,191 | 354 | 12 | 5,011 |
| STATE POLICE | 0 | 1 | 0 | 0 | 0 | 0 | 0 | 0 | 1 |
| SHERIFF | 0 | 0 | 0 | 1 | 1 | 4 | 0 | 0 | 6 |
| COVINGTON | 3 | 27 | 150 | 90 | 642 | 1,695 | 198 | 0 | 2,805 |
| ELSMERE | 0 | 1 | 0 | 3 | 18 | 35 | 18 | 0 | 75 |
| ERLANGER | 0 | 1 | 10 | 11 | 70 | 270 | 35 | 3 | 400 |
| FT WRIGHT | 0 | 2 | 9 | 5 | 27 | 169 | 10 | 0 | 222 |
| KENTON CO PD | 0 | 2 | 2 | 5 | 60 | 84 | 6 | 0 | 159 |
| PARK HILLS | 0 | 0 | 0 | 1 | 2 | 3 | 0 | 0 | 6 |
| LUDLOW | 1 | 5 | 5 | 53 | 54 | 204 | 19 | 3 | 344 |
| LAKESIDE PARK | 0 | 2 | 3 | 0 | 13 | 63 | 3 | 1 | 85 |
| TAYLOR MILL | 0 | 0 | 4 | 0 | 15 | 30 | 2 | 0 | 51 |
| VILLA HILLS | 0 | 0 | 1 | 1 | 6 | 43 | 2 | 0 | 53 |
| FT MITCHELL | 0 | 0 | 3 | 3 | 17 | 157 | 10 | 1 | 191 |
| EDGEWOOD | 0 | 0 | 0 | 1 | 13 | 89 | 8 | 0 | 111 |
| INDEPENDENCE | 0 | 3 | 4 | 12 | 62 | 235 | 31 | 2 | 349 |
| CRESCENT SPRINGS | 0 | 0 | 6 | 1 | 22 | 106 | 12 | 2 | 149 |
| NORTHERN KY. TASK FORCE | 0 | 0 | 0 | 0 | 0 | 4 | 0 | 0 | 4 |
| ALL OTHER AGENCIES | 0 | 0 | 0 | 0 | 0 | 0 | 0 | 0 | 0 |
| KNOTT | 4 | 5 | 4 | 14 | 89 | 143 | 28 | 20 | 307 |
| STATE POLICE | 4 | 5 | 4 | 13 | 73 | 89 | 28 | 20 | 236 |
| SHERIFF | 0 | 0 | 0 | 1 | 14 | 51 | 0 | 0 | 66 |
| HINDMAN | 0 | 0 | 0 | 0 | 2 | 3 | 0 | 0 | 5 |
| PIPPA PASSES | 0 | 0 | 0 | 0 | 0 | 0 | 0 | 0 | 0 |
| ALL OTHER AGENCIES | 0 | 0 | 0 | 0 | 0 | 0 | 0 | 0 | 0 |
| KNOX | 3 | 3 | 1 | 12 | 122 | 156 | 50 | 2 | 349 |
| STATE POLICE | 3 | 3 | 0 | 7 | 84 | 81 | 24 | 1 | 203 |
| SHERIFF | 0 | 0 | 0 | 3 | 23 | 42 | 15 | 1 | 84 |
| BARBOURVILLE | 0 | 0 | 1 | 2 | 15 | 33 | 11 | 0 | 62 |
| ALL OTHER AGENCIES | 0 | 0 | 0 | 0 | 0 | 0 | 0 | 0 | 0 |
| LARUE | 1 | 3 | 3 | 14 | 57 | 88 | 21 | 1 | 188 |
| STATE POLICE | 1 | 1 | 1 | 1 | 9 | 12 | 4 | 0 | 29 |
| SHERIFF | 0 | 0 | 0 | 0 | 27 | 38 | 14 | 1 | 80 |
| HODGENVILLE | 0 | 2 | 2 | 13 | 21 | 38 | 3 | 0 | 79 |
| ALL OTHER AGENCIES | 0 | 0 | 0 | 0 | 0 | 0 | 0 | 0 | 0 |
| LAUREL | 3 | 9 | 9 | 32 | 276 | 805 | 150 | 14 | 1,298 |
| STATE POLICE | 2 | 6 | 2 | 11 | 45 | 118 | 33 | 10 | 227 |
| SHERIFF | 0 | 1 | 2 | 12 | 194 | 379 | 82 | 2 | 672 |
| LONDON | 1 | 2 | 5 | 9 | 37 | 308 | 35 | 2 | 399 |
| ALL OTHER AGENCIES | 0 | 0 | 0 | 0 | 0 | 0 | 0 | 0 | 0 |
| LAWRENCE | 1 | 5 | 1 | 2 | 24 | 31 | 3 | 2 | 69 |
| STATE POLICE | 1 | 4 | 1 | 2 | 13 | 7 | 0 | 2 | 30 |
| SHERIFF | 0 | 0 | 0 | 0 | 0 | 0 | 0 | 0 | 0 |
| LOUISA | 0 | 1 | 0 | 0 | 11 | 24 | 3 | 0 | 39 |
| ALL OTHER AGENCIES | 0 | 0 | 0 | 0 | 0 | 0 | 0 | 0 | 0 |

2004 KENTUCKY OFFENSES BY COUNTY AND AGENCY

| COUNTY CONTRIBUTING AGENCY | MURDER | RAPE | ROBBERY | ASSAULT | BURGLARY | LARCENY | AUTO THEFT | ARSON | TOTAL |
|----------------------------|--------|------|---------|---------|----------|---------|------------|-------|-------|
| LEE | 1 | 0 | 0 | 4 | 23 | 21 | 7 | 5 | 61 |
| STATE POLICE | 1 | 0 | 0 | 3 | 20 | 11 | 2 | 5 | 42 |
| SHERIFF | 0 | 0 | 0 | 0 | 0 | 0 | 0 | 0 | 0 |
| BEATTYVILLE | 0 | 0 | 0 | 1 | 3 | 10 | 5 | 0 | 19 |
| ALL OTHER AGENCIES | 0 | 0 | 0 | 0 | 0 | 0 | 0 | 0 | 0 |
| LESLIE | 7 | 0 | 1 | 16 | 58 | 37 | 21 | 4 | 144 |
| STATE POLICE | 7 | 0 | 1 | 16 | 58 | 36 | 21 | 4 | 143 |
| SHERIFF | 0 | 0 | 0 | 0 | 0 | 0 | 0 | 0 | 0 |
| HYDEN | 0 | 0 | 0 | 0 | 0 | 1 | 0 | 0 | 1 |
| ALL OTHER AGENCIES | 0 | 0 | 0 | 0 | 0 | 0 | 0 | 0 | 0 |
| LETCHER | 1 | 4 | 5 | 24 | 84 | 111 | 26 | 5 | 260 |
| STATE POLICE | 1 | 4 | 5 | 18 | 48 | 33 | 10 | 4 | 123 |
| SHERIFF | 0 | 0 | 0 | 3 | 25 | 35 | 11 | 1 | 75 |
| WHITESBURG | 0 | 0 | 0 | 2 | 6 | 40 | 2 | 0 | 50 |
| JENKINS | 0 | 0 | 0 | 1 | 4 | 3 | 2 | 0 | 10 |
| FLEMING-NEON | 0 | 0 | 0 | 0 | 1 | 0 | 1 | 0 | 2 |
| ALL OTHER AGENCIES | 0 | 0 | 0 | 0 | 0 | 0 | 0 | 0 | 0 |
| LEWIS | 1 | 4 | 0 | 3 | 57 | 79 | 9 | 3 | 156 |
| STATE POLICE | 0 | 2 | 0 | 2 | 5 | 7 | 2 | 2 | 20 |
| SHERIFF | 1 | 1 | 0 | 1 | 41 | 38 | 5 | 1 | 88 |
| VANCEBURG | 0 | 1 | 0 | 0 | 11 | 34 | 2 | 0 | 48 |
| ALL OTHER AGENCIES | 0 | 0 | 0 | 0 | 0 | 0 | 0 | 0 | 0 |
| LINCOLN | 0 | 4 | 4 | 13 | 77 | 92 | 13 | 3 | 206 |
| STATE POLICE | 0 | 4 | 4 | 11 | 45 | 50 | 9 | 3 | 126 |
| SHERIFF | 0 | 0 | 0 | 2 | 32 | 42 | 4 | 0 | 80 |
| CRAB ORCHARD | 0 | 0 | 0 | 0 | 0 | 0 | 0 | 0 | 0 |
| STANFORD | 0 | 0 | 0 | 0 | 0 | 0 | 0 | 0 | 0 |
| HUSTONVILLE | 0 | 0 | 0 | 0 | 0 | 0 | 0 | 0 | 0 |
| ALL OTHER AGENCIES | 0 | 0 | 0 | 0 | 0 | 0 | 0 | 0 | 0 |
| LIVINGSTON | 1 | 1 | 6 | 6 | 95 | 117 | 9 | 0 | 235 |
| STATE POLICE | 1 | 1 | 5 | 3 | 21 | 20 | 1 | 0 | 52 |
| SHERIFF | 0 | 0 | 1 | 3 | 74 | 97 | 8 | 0 | 183 |
| ALL OTHER AGENCIES | 0 | 0 | 0 | 0 | 0 | 0 | 0 | 0 | 0 |
| LOGAN | 0 | 9 | 3 | 49 | 177 | 375 | 20 | 6 | 639 |
| STATE POLICE | 0 | 0 | 0 | 2 | 3 | 9 | 4 | 2 | 20 |
| SHERIFF | 0 | 4 | 1 | 11 | 90 | 90 | 9 | 1 | 206 |
| RUSSELLVILLE | 0 | 5 | 2 | 34 | 69 | 258 | 7 | 3 | 378 |
| AUBURN | 0 | 0 | 0 | 0 | 13 | 13 | 0 | 0 | 26 |
| ADAIRVILLE | 0 | 0 | 0 | 0 | 2 | 1 | 0 | 0 | 3 |
| LEWISBURG | 0 | 0 | 0 | 2 | 0 | 3 | 0 | 0 | 5 |
| SOUTH CENTRAL TASK FC. | 0 | 0 | 0 | 0 | 0 | 1 | 0 | 0 | 1 |
| ALL OTHER AGENCIES | 0 | 0 | 0 | 0 | 0 | 0 | 0 | 0 | 0 |
| LYON | 0 | 1 | 1 | 12 | 19 | 54 | 2 | 1 | 90 |
| STATE POLICE | 0 | 1 | 1 | 6 | 8 | 21 | 2 | 1 | 40 |
| SHERIFF | 0 | 0 | 0 | 0 | 2 | 8 | 0 | 0 | 10 |
| EDDYVILLE | 0 | 0 | 0 | 6 | 9 | 25 | 0 | 0 | 40 |
| ALL OTHER AGENCIES | 0 | 0 | 0 | 0 | 0 | 0 | 0 | 0 | 0 |
| MCCRACKEN | 3 | 32 | 68 | 162 | 321 | 1,590 | 155 | 11 | 2,342 |
| STATE POLICE | 0 | 1 | 0 | 3 | 6 | 12 | 3 | 3 | 28 |
| SHERIFF | 0 | 2 | 4 | 7 | 44 | 121 | 12 | 0 | 190 |
| PADUCAH | 3 | 28 | 64 | 152 | 261 | 1,437 | 140 | 8 | 2,093 |

2004 KENTUCKY OFFENSES BY COUNTY AND AGENCY

| COUNTY CONTRIBUTING AGENCY | MURDER | RAPE | ROBBERY | ASSAULT | BURGLARY | LARCENY | AUTO THEFT | ARSON | TOTAL |
|----------------------------|----------|-----------|-----------|-----------|------------|--------------|------------|-----------|--------------|
| LONE OAK | 0 | 1 | 0 | 0 | 8 | 14 | 0 | 0 | 23 |
| MCCRACKEN CO. SCHOOLS | 0 | 0 | 0 | 0 | 2 | 6 | 0 | 0 | 8 |
| ALL OTHER AGENCIES | 0 | 0 | 0 | 0 | 0 | 0 | 0 | 0 | 0 |
| MCCREARY | 1 | 2 | 6 | 9 | 91 | 56 | 22 | 9 | 196 |
| STATE POLICE | 1 | 2 | 4 | 9 | 56 | 16 | 12 | 8 | 108 |
| SHERIFF | 0 | 0 | 2 | 0 | 35 | 40 | 10 | 1 | 88 |
| ALL OTHER AGENCIES | 0 | 0 | 0 | 0 | 0 | 0 | 0 | 0 | 0 |
| MCLEAN | 0 | 6 | 0 | 0 | 31 | 15 | 2 | 0 | 54 |
| STATE POLICE | 0 | 6 | 0 | 0 | 6 | 4 | 1 | 0 | 17 |
| SHERIFF | 0 | 0 | 0 | 0 | 23 | 9 | 1 | 0 | 33 |
| MCLEAN CO. P.D. | 0 | 0 | 0 | 0 | 0 | 1 | 0 | 0 | 1 |
| CALHOUN | 0 | 0 | 0 | 0 | 0 | 0 | 0 | 0 | 0 |
| LIVERMORE | 0 | 0 | 0 | 0 | 2 | 1 | 0 | 0 | 3 |
| ALL OTHER AGENCIES | 0 | 0 | 0 | 0 | 0 | 0 | 0 | 0 | 0 |
| MADISON | 1 | 12 | 29 | 56 | 432 | 1,406 | 135 | 21 | 2,092 |
| STATE POLICE | 1 | 5 | 14 | 11 | 94 | 72 | 28 | 4 | 229 |
| SHERIFF | 0 | 0 | 1 | 9 | 100 | 181 | 22 | 2 | 315 |
| BEREA | 0 | 0 | 0 | 0 | 0 | 0 | 0 | 0 | 0 |
| RICHMOND | 0 | 7 | 14 | 32 | 216 | 977 | 71 | 3 | 1,320 |
| E K U SECURITY | 0 | 0 | 0 | 4 | 22 | 176 | 14 | 12 | 228 |
| ALL OTHER AGENCIES | 0 | 0 | 0 | 0 | 0 | 0 | 0 | 0 | 0 |
| MAGOFFIN | 1 | 2 | 1 | 4 | 62 | 45 | 18 | 1 | 134 |
| STATE POLICE | 1 | 2 | 1 | 3 | 53 | 29 | 9 | 1 | 99 |
| SHERIFF | 0 | 0 | 0 | 1 | 6 | 10 | 5 | 0 | 22 |
| SALYERSVILLE | 0 | 0 | 0 | 0 | 3 | 6 | 4 | 0 | 13 |
| ALL OTHER AGENCIES | 0 | 0 | 0 | 0 | 0 | 0 | 0 | 0 | 0 |
| MARION | 0 | 3 | 4 | 17 | 83 | 127 | 10 | 2 | 246 |
| STATE POLICE | 0 | 0 | 1 | 7 | 30 | 13 | 3 | 2 | 56 |
| SHERIFF | 0 | 0 | 0 | 2 | 22 | 30 | 2 | 0 | 56 |
| LEBANON | 0 | 3 | 3 | 8 | 31 | 84 | 5 | 0 | 134 |
| ALL OTHER AGENCIES | 0 | 0 | 0 | 0 | 0 | 0 | 0 | 0 | 0 |
| MARSHALL | 4 | 8 | 2 | 23 | 185 | 304 | 36 | 3 | 565 |
| STATE POLICE | 1 | 3 | 0 | 2 | 4 | 16 | 0 | 2 | 28 |
| SHERIFF | 1 | 4 | 0 | 15 | 152 | 183 | 19 | 1 | 375 |
| BENTON | 0 | 1 | 2 | 3 | 19 | 73 | 8 | 0 | 106 |
| CALVERT CITY | 2 | 0 | 0 | 3 | 10 | 32 | 9 | 0 | 56 |
| ALL OTHER AGENCIES | 0 | 0 | 0 | 0 | 0 | 0 | 0 | 0 | 0 |
| MARTIN | 3 | 5 | 3 | 7 | 37 | 54 | 39 | 5 | 153 |
| STATE POLICE | 3 | 5 | 3 | 6 | 26 | 29 | 12 | 5 | 89 |
| SHERIFF | 0 | 0 | 0 | 1 | 11 | 25 | 27 | 0 | 64 |
| INEZ | 0 | 0 | 0 | 0 | 0 | 0 | 0 | 0 | 0 |
| ALL OTHER AGENCIES | 0 | 0 | 0 | 0 | 0 | 0 | 0 | 0 | 0 |
| MASON | 0 | 3 | 14 | 34 | 187 | 418 | 46 | 3 | 705 |
| STATE POLICE | 0 | 0 | 0 | 2 | 2 | 2 | 1 | 1 | 8 |
| SHERIFF | 0 | 0 | 1 | 5 | 40 | 63 | 8 | 0 | 117 |
| MAYSVILLE | 0 | 3 | 13 | 27 | 145 | 353 | 37 | 2 | 580 |
| ALL OTHER AGENCIES | 0 | 0 | 0 | 0 | 0 | 0 | 0 | 0 | 0 |

2004 KENTUCKY OFFENSES BY COUNTY AND AGENCY

| COUNTY CONTRIBUTING AGENCY | MURDER | RAPE | ROBBERY | ASSAULT | BURGLARY | LARCENY | AUTO THEFT | ARSON | TOTAL |
|----------------------------|--------|------|---------|---------|----------|---------|------------|-------|-------|
| MEADE | 1 | 5 | 5 | 16 | 130 | 120 | 27 | 1 | 305 |
| STATE POLICE | 1 | 4 | 3 | 7 | 21 | 12 | 4 | 1 | 53 |
| SHERIFF | 0 | 1 | 1 | 9 | 86 | 73 | 16 | 0 | 186 |
| BRANDENBURG | 0 | 0 | 1 | 0 | 14 | 21 | 2 | 0 | 38 |
| MULDRAUGH | 0 | 0 | 0 | 0 | 9 | 14 | 5 | 0 | 28 |
| ALL OTHER AGENCIES | 0 | 0 | 0 | 0 | 0 | 0 | 0 | 0 | 0 |
| MENIFEE | 3 | 3 | 1 | 4 | 34 | 36 | 6 | 0 | 87 |
| STATE POLICE | 3 | 3 | 1 | 3 | 24 | 18 | 5 | 0 | 57 |
| SHERIFF | 0 | 0 | 0 | 1 | 10 | 18 | 1 | 0 | 30 |
| ALL OTHER AGENCIES | 0 | 0 | 0 | 0 | 0 | 0 | 0 | 0 | 0 |
| MERCER | 0 | 5 | 3 | 24 | 126 | 128 | 24 | 1 | 311 |
| STATE POLICE | 0 | 2 | 0 | 1 | 16 | 6 | 2 | 0 | 27 |
| SHERIFF | 0 | 0 | 2 | 1 | 51 | 43 | 9 | 1 | 107 |
| HARRODSBURG | 0 | 3 | 1 | 22 | 59 | 79 | 13 | 0 | 177 |
| ALL OTHER AGENCIES | 0 | 0 | 0 | 0 | 0 | 0 | 0 | 0 | 0 |
| METCALFE | 0 | 4 | 3 | 1 | 19 | 38 | 6 | 1 | 72 |
| STATE POLICE | 0 | 4 | 0 | 0 | 2 | 2 | 0 | 1 | 9 |
| SHERIFF | 0 | 0 | 3 | 1 | 16 | 34 | 6 | 0 | 60 |
| EDMONTON | 0 | 0 | 0 | 0 | 1 | 2 | 0 | 0 | 3 |
| ALL OTHER AGENCIES | 0 | 0 | 0 | 0 | 0 | 0 | 0 | 0 | 0 |
| MONROE | 1 | 10 | 0 | 2 | 7 | 4 | 0 | 2 | 26 |
| STATE POLICE | 1 | 10 | 0 | 2 | 7 | 4 | 0 | 2 | 26 |
| SHERIFF | 0 | 0 | 0 | 0 | 0 | 0 | 0 | 0 | 0 |
| FOUNTAIN RUN | 0 | 0 | 0 | 0 | 0 | 0 | 0 | 0 | 0 |
| TOMPKINSVILLE | 0 | 0 | 0 | 0 | 0 | 0 | 0 | 0 | 0 |
| ALL OTHER AGENCIES | 0 | 0 | 0 | 0 | 0 | 0 | 0 | 0 | 0 |
| MONTGOMERY | 0 | 6 | 4 | 20 | 115 | 495 | 41 | 1 | 682 |
| STATE POLICE | 0 | 6 | 0 | 2 | 6 | 10 | 1 | 1 | 26 |
| SHERIFF | 0 | 0 | 0 | 3 | 68 | 145 | 19 | 0 | 235 |
| MT STERLING | 0 | 0 | 4 | 15 | 41 | 340 | 21 | 0 | 421 |
| ALL OTHER AGENCIES | 0 | 0 | 0 | 0 | 0 | 0 | 0 | 0 | 0 |
| MORGAN | 1 | 6 | 2 | 15 | 32 | 52 | 10 | 5 | 123 |
| STATE POLICE | 1 | 6 | 2 | 15 | 31 | 50 | 10 | 5 | 120 |
| SHERIFF | 0 | 0 | 0 | 0 | 0 | 0 | 0 | 0 | 0 |
| WEST LIBERTY | 0 | 0 | 0 | 0 | 1 | 2 | 0 | 0 | 3 |
| ALL OTHER AGENCIES | 0 | 0 | 0 | 0 | 0 | 0 | 0 | 0 | 0 |
| MUHLENBERG | 1 | 6 | 1 | 8 | 57 | 89 | 15 | 3 | 180 |
| STATE POLICE | 1 | 6 | 1 | 3 | 36 | 41 | 6 | 2 | 96 |
| SHERIFF | 0 | 0 | 0 | 4 | 14 | 17 | 4 | 1 | 40 |
| GREENVILLE | 0 | 0 | 0 | 0 | 3 | 6 | 3 | 0 | 12 |
| CENTRAL CITY | 0 | 0 | 0 | 1 | 4 | 25 | 2 | 0 | 32 |
| POWDERLY | 0 | 0 | 0 | 0 | 0 | 0 | 0 | 0 | 0 |
| ALL OTHER AGENCIES | 0 | 0 | 0 | 0 | 0 | 0 | 0 | 0 | 0 |
| NELSON | 3 | 7 | 10 | 31 | 158 | 381 | 34 | 1 | 625 |
| STATE POLICE | 0 | 0 | 0 | 1 | 9 | 10 | 0 | 0 | 20 |
| SHERIFF | 2 | 6 | 0 | 13 | 65 | 141 | 14 | 1 | 242 |
| BARDSTOWN | 1 | 1 | 10 | 17 | 84 | 230 | 20 | 0 | 363 |
| BLOOMFIELD | 0 | 0 | 0 | 0 | 0 | 0 | 0 | 0 | 0 |

2004 KENTUCKY OFFENSES BY COUNTY AND AGENCY

| COUNTY CONTRIBUTING AGENCY | MURDER | RAPE | ROBBERY | ASSAULT | BURGLARY | LARCENY | AUTO THEFT | ARSON | TOTAL |
|----------------------------|--------|------|---------|---------|----------|---------|------------|-------|-------|
| NEW HAVEN | 0 | 0 | 0 | 0 | 0 | 0 | 0 | 0 | 0 |
| ALL OTHER AGENCIES | 0 | 0 | 0 | 0 | 0 | 0 | 0 | 0 | 0 |
| NICHOLAS | 0 | 1 | 2 | 7 | 28 | 28 | 3 | 2 | 71 |
| STATE POLICE | 0 | 1 | 2 | 3 | 15 | 9 | 0 | 0 | 30 |
| SHERIFF | 0 | 0 | 0 | 0 | 0 | 0 | 0 | 0 | 0 |
| CARLISLE | 0 | 0 | 0 | 4 | 13 | 17 | 3 | 1 | 38 |
| NICHOLAS CO. SCHOOL SEC | 0 | 0 | 0 | 0 | 0 | 2 | 0 | 1 | 3 |
| ALL OTHER AGENCIES | 0 | 0 | 0 | 0 | 0 | 0 | 0 | 0 | 0 |
| OHIO | 0 | 13 | 4 | 19 | 105 | 140 | 22 | 10 | 313 |
| STATE POLICE | 0 | 12 | 4 | 11 | 24 | 25 | 7 | 9 | 92 |
| SHERIFF | 0 | 1 | 0 | 8 | 77 | 99 | 9 | 1 | 195 |
| HARTFORD | 0 | 0 | 0 | 0 | 4 | 16 | 6 | 0 | 26 |
| BEAVER DAM | 0 | 0 | 0 | 0 | 0 | 0 | 0 | 0 | 0 |
| FORDSVILLE | 0 | 0 | 0 | 0 | 0 | 0 | 0 | 0 | 0 |
| ALL OTHER AGENCIES | 0 | 0 | 0 | 0 | 0 | 0 | 0 | 0 | 0 |
| OLDHAM | 1 | 3 | 5 | 20 | 115 | 423 | 48 | 1 | 616 |
| STATE POLICE | 0 | 0 | 0 | 2 | 1 | 4 | 0 | 0 | 7 |
| SHERIFF | 0 | 0 | 0 | 0 | 0 | 0 | 0 | 0 | 0 |
| LAGRANGE | 0 | 0 | 1 | 9 | 26 | 122 | 2 | 0 | 160 |
| PEWEE VALLEY | 0 | 0 | 0 | 0 | 0 | 0 | 0 | 0 | 0 |
| OLDHAM CO PD | 1 | 3 | 4 | 9 | 88 | 297 | 46 | 1 | 449 |
| ALL OTHER AGENCIES | 0 | 0 | 0 | 0 | 0 | 0 | 0 | 0 | 0 |
| OWEN | 1 | 4 | 2 | 10 | 102 | 33 | 5 | 9 | 166 |
| STATE POLICE | 1 | 3 | 2 | 7 | 38 | 8 | 4 | 9 | 72 |
| SHERIFF | 0 | 0 | 0 | 1 | 55 | 19 | 1 | 0 | 76 |
| OWENTON | 0 | 1 | 0 | 2 | 9 | 6 | 0 | 0 | 18 |
| ALL OTHER AGENCIES | 0 | 0 | 0 | 0 | 0 | 0 | 0 | 0 | 0 |
| OWSLEY | 1 | 3 | 1 | 6 | 13 | 22 | 1 | 0 | 47 |
| STATE POLICE | 1 | 3 | 0 | 6 | 8 | 10 | 0 | 0 | 28 |
| SHERIFF | 0 | 0 | 1 | 0 | 4 | 11 | 1 | 0 | 17 |
| BOONEVILLE | 0 | 0 | 0 | 0 | 1 | 1 | 0 | 0 | 2 |
| ALL OTHER AGENCIES | 0 | 0 | 0 | 0 | 0 | 0 | 0 | 0 | 0 |
| PENDLETON | 0 | 5 | 1 | 13 | 69 | 108 | 9 | 1 | 206 |
| STATE POLICE | 0 | 4 | 1 | 10 | 35 | 42 | 7 | 1 | 100 |
| SHERIFF | 0 | 0 | 0 | 0 | 12 | 8 | 1 | 0 | 21 |
| FALMOUTH | 0 | 1 | 0 | 3 | 22 | 56 | 1 | 0 | 83 |
| BUTLER | 0 | 0 | 0 | 0 | 0 | 2 | 0 | 0 | 2 |
| ALL OTHER AGENCIES | 0 | 0 | 0 | 0 | 0 | 0 | 0 | 0 | 0 |
| PERRY | 1 | 10 | 23 | 27 | 231 | 498 | 64 | 25 | 879 |
| STATE POLICE | 0 | 6 | 6 | 9 | 125 | 169 | 33 | 6 | 354 |
| SHERIFF | 0 | 2 | 6 | 6 | 57 | 27 | 9 | 1 | 108 |
| HAZARD | 1 | 2 | 11 | 12 | 49 | 302 | 22 | 18 | 417 |
| ALL OTHER AGENCIES | 0 | 0 | 0 | 0 | 0 | 0 | 0 | 0 | 0 |
| PIKE | 3 | 15 | 34 | 47 | 390 | 913 | 105 | 11 | 1,518 |
| STATE POLICE | 3 | 15 | 26 | 34 | 311 | 459 | 69 | 9 | 926 |
| SHERIFF | 0 | 0 | 1 | 3 | 10 | 43 | 2 | 0 | 59 |
| ELKHORN CITY | 0 | 0 | 0 | 1 | 4 | 1 | 1 | 0 | 7 |
| PIKEVILLE | 0 | 0 | 7 | 9 | 65 | 410 | 33 | 2 | 526 |
| ALL OTHER AGENCIES | 0 | 0 | 0 | 0 | 0 | 0 | 0 | 0 | 0 |

2004 KENTUCKY OFFENSES BY COUNTY AND AGENCY


| COUNTY CONTRIBUTING AGENCY | MURDER | RAPE | ROBBERY | ASSAULT | BURGLARY | LARCENY | AUTO THEFT | ARSON | TOTAL |
|----------------------------|--------|------|---------|---------|----------|---------|------------|-------|-------|
| POWELL | 0 | 2 | 3 | 11 | 107 | 195 | 20 | 4 | 342 |
| STATE POLICE | 0 | 2 | 1 | 4 | 40 | 34 | 13 | 3 | 97 |
| SHERIFF | 0 | 0 | 0 | 1 | 34 | 45 | 0 | 1 | 81 |
| CLAY CITY | 0 | 0 | 0 | 0 | 1 | 1 | 1 | 0 | 3 |
| STANTON | 0 | 0 | 2 | 6 | 32 | 115 | 6 | 0 | 161 |
| ALL OTHER AGENCIES | 0 | 0 | 0 | 0 | 0 | 0 | 0 | 0 | 0 |
| PULASKI | 0 | 10 | 20 | 29 | 353 | 1,131 | 119 | 9 | 1,671 |
| STATE POLICE | 0 | 0 | 5 | 0 | 2 | 13 | 3 | 1 | 24 |
| SHERIFF | 0 | 7 | 7 | 14 | 243 | 518 | 77 | 7 | 873 |
| SCIENCE HILL | 0 | 0 | 0 | 0 | 0 | 0 | 0 | 0 | 0 |
| SOMERSET | 0 | 3 | 8 | 14 | 104 | 582 | 39 | 1 | 751 |
| BURNSIDE | 0 | 0 | 0 | 0 | 3 | 6 | 0 | 0 | 9 |
| FERGUSON | 0 | 0 | 0 | 0 | 0 | 0 | 0 | 0 | 0 |
| EUBANK | 0 | 0 | 0 | 0 | 1 | 2 | 0 | 0 | 3 |
| UNITE DRUG TASK FORCE | 0 | 0 | 0 | 1 | 0 | 10 | 0 | 0 | 11 |
| ALL OTHER AGENCIES | 0 | 0 | 0 | 0 | 0 | 0 | 0 | 0 | 0 |
| ROBERTSON | 1 | 1 | 0 | 0 | 6 | 8 | 0 | 0 | 16 |
| STATE POLICE | 1 | 1 | 0 | 0 | 6 | 8 | 0 | 0 | 16 |
| SHERIFF | 0 | 0 | 0 | 0 | 0 | 0 | 0 | 0 | 0 |
| MT. OLIVET | 0 | 0 | 0 | 0 | 0 | 0 | 0 | 0 | 0 |
| ALL OTHER AGENCIES | 0 | 0 | 0 | 0 | 0 | 0 | 0 | 0 | 0 |
| ROCKCASTLE | 0 | 4 | 4 | 11 | 83 | 103 | 29 | 5 | 239 |
| STATE POLICE | 0 | 2 | 0 | 1 | 15 | 16 | 10 | 2 | 46 |
| SHERIFF | 0 | 1 | 3 | 8 | 52 | 45 | 11 | 2 | 122 |
| LIVINGSTON | 0 | 0 | 0 | 0 | 0 | 0 | 0 | 0 | 0 |
| BRODHEAD | 0 | 0 | 0 | 0 | 0 | 0 | 0 | 0 | 0 |
| MT VERNON | 0 | 1 | 1 | 2 | 16 | 42 | 8 | 1 | 71 |
| ALL OTHER AGENCIES | 0 | 0 | 0 | 0 | 0 | 0 | 0 | 0 | 0 |
| ROWAN | 0 | 4 | 4 | 23 | 116 | 302 | 24 | 14 | 487 |
| STATE POLICE | 0 | 2 | 1 | 11 | 81 | 103 | 13 | 3 | 214 |
| SHERIFF | 0 | 0 | 0 | 0 | 0 | 0 | 0 | 0 | 0 |
| MOREHEAD | 0 | 2 | 3 | 12 | 20 | 133 | 9 | 0 | 179 |
| MOREHEAD STATE UNIV | 0 | 0 | 0 | 0 | 15 | 66 | 2 | 11 | 94 |
| ALL OTHER AGENCIES | 0 | 0 | 0 | 0 | 0 | 0 | 0 | 0 | 0 |
| RUSSELL | 0 | 3 | 0 | 7 | 48 | 40 | 3 | 8 | 109 |
| STATE POLICE | 0 | 3 | 0 | 6 | 30 | 14 | 3 | 8 | 64 |
| SHERIFF | 0 | 0 | 0 | 1 | 16 | 12 | 0 | 0 | 29 |
| JAMESTOWN | 0 | 0 | 0 | 0 | 2 | 14 | 0 | 0 | 16 |
| RUSSELL SPRINGS | 0 | 0 | 0 | 0 | 0 | 0 | 0 | 0 | 0 |
| ALL OTHER AGENCIES | 0 | 0 | 0 | 0 | 0 | 0 | 0 | 0 | 0 |
| SCOTT | 2 | 12 | 19 | 35 | 211 | 901 | 72 | 9 | 1,261 |
| STATE POLICE | 0 | 1 | 0 | 2 | 1 | 5 | 1 | 0 | 10 |
| SHERIFF | 2 | 1 | 5 | 5 | 65 | 113 | 16 | 8 | 215 |
| GEORGETOWN | 0 | 10 | 14 | 28 | 140 | 780 | 55 | 1 | 1,028 |
| STAMPING GROUND | 0 | 0 | 0 | 0 | 5 | 2 | 0 | 0 | 7 |
| SADIEVILLE | 0 | 0 | 0 | 0 | 0 | 1 | 0 | 0 | 1 |
| ALL OTHER AGENCIES | 0 | 0 | 0 | 0 | 0 | 0 | 0 | 0 | 0 |

2004 KENTUCKY OFFENSES BY COUNTY AND AGENCY

| COUNTY CONTRIBUTING AGENCY | MURDER | RAPE | ROBBERY | ASSAULT | BURGLARY | LARCENY | AUTO THEFT | ARSON | TOTAL |
|----------------------------|--------|------|---------|---------|----------|---------|------------|-------|-------|
| SHELBY | 0 | 8 | 13 | 32 | 157 | 384 | 73 | 2 | 669 |
| STATE POLICE | 0 | 5 | 0 | 4 | 8 | 13 | 6 | 0 | 36 |
| SHERIFF | 0 | 0 | 4 | 12 | 108 | 192 | 41 | 2 | 359 |
| SHELBYVILLE | 0 | 3 | 9 | 16 | 41 | 179 | 26 | 0 | 274 |
| SIMPSONVILLE | 0 | 0 | 0 | 0 | 0 | 0 | 0 | 0 | 0 |
| ALL OTHER AGENCIES | 0 | 0 | 0 | 0 | 0 | 0 | 0 | 0 | 0 |
| SIMPSON | 1 | 6 | 11 | 17 | 112 | 366 | 39 | 0 | 552 |
| STATE POLICE | 1 | 1 | 0 | 5 | 2 | 9 | 0 | 0 | 18 |
| SHERIFF | 0 | 1 | 2 | 3 | 51 | 110 | 20 | 0 | 187 |
| FRANKLIN | 0 | 4 | 9 | 9 | 59 | 247 | 19 | 0 | 347 |
| ALL OTHER AGENCIES | 0 | 0 | 0 | 0 | 0 | 0 | 0 | 0 | 0 |
| SPENCER | 0 | 1 | 0 | 7 | 36 | 39 | 9 | 4 | 96 |
| STATE POLICE | 0 | 1 | 0 | 3 | 18 | 14 | 4 | 4 | 44 |
| SHERIFF | 0 | 0 | 0 | 2 | 17 | 14 | 2 | 0 | 35 |
| TAYLORSVILLE | 0 | 0 | 0 | 2 | 1 | 11 | 3 | 0 | 17 |
| ALL OTHER AGENCIES | 0 | 0 | 0 | 0 | 0 | 0 | 0 | 0 | 0 |
| TAYLOR | 2 | 16 | 14 | 21 | 141 | 338 | 20 | 5 | 557 |
| STATE POLICE | 1 | 4 | 0 | 0 | 1 | 4 | 1 | 1 | 12 |
| SHERIFF | 1 | 5 | 2 | 5 | 68 | 83 | 6 | 4 | 174 |
| CAMPBELLSVILLE | 0 | 7 | 12 | 16 | 72 | 251 | 13 | 0 | 371 |
| ALL OTHER AGENCIES | 0 | 0 | 0 | 0 | 0 | 0 | 0 | 0 | 0 |
| TODD | 0 | 0 | 4 | 8 | 41 | 78 | 6 | 1 | 138 |
| STATE POLICE | 0 | 0 | 2 | 1 | 15 | 39 | 3 | 1 | 61 |
| SHERIFF | 0 | 0 | 1 | 1 | 4 | 6 | 2 | 0 | 14 |
| ELKTON | 0 | 0 | 0 | 6 | 19 | 27 | 1 | 0 | 53 |
| GUTHRIE | 0 | 0 | 1 | 0 | 3 | 5 | 0 | 0 | 9 |
| TRENTON | 0 | 0 | 0 | 0 | 0 | 1 | 0 | 0 | 1 |
| ALL OTHER AGENCIES | 0 | 0 | 0 | 0 | 0 | 0 | 0 | 0 | 0 |
| TRIGG | 0 | 3 | 1 | 13 | 66 | 111 | 16 | 0 | 210 |
| STATE POLICE | 0 | 2 | 0 | 4 | 17 | 9 | 1 | 0 | 33 |
| SHERIFF | 0 | 0 | 0 | 0 | 8 | 13 | 2 | 0 | 23 |
| CADIZ | 0 | 1 | 1 | 9 | 41 | 89 | 13 | 0 | 154 |
| ALL OTHER AGENCIES | 0 | 0 | 0 | 0 | 0 | 0 | 0 | 0 | 0 |
| TRIMBLE | 1 | 3 | 2 | 4 | 37 | 21 | 10 | 2 | 80 |
| STATE POLICE | 1 | 3 | 1 | 3 | 34 | 15 | 6 | 1 | 64 |
| SHERIFF | 0 | 0 | 1 | 1 | 3 | 6 | 4 | 1 | 16 |
| ALL OTHER AGENCIES | 0 | 0 | 0 | 0 | 0 | 0 | 0 | 0 | 0 |
| UNION | 0 | 9 | 6 | 33 | 80 | 202 | 23 | 2 | 355 |
| STATE POLICE | 0 | 6 | 1 | 10 | 21 | 20 | 7 | 1 | 66 |
| SHERIFF | 0 | 1 | 0 | 5 | 26 | 54 | 4 | 0 | 90 |
| MORGANFIELD | 0 | 2 | 5 | 16 | 19 | 112 | 8 | 1 | 163 |
| STURGIS | 0 | 0 | 0 | 2 | 9 | 16 | 4 | 0 | 31 |
| UNIONTOWN | 0 | 0 | 0 | 0 | 5 | 0 | 0 | 0 | 5 |
| ALL OTHER AGENCIES | 0 | 0 | 0 | 0 | 0 | 0 | 0 | 0 | 0 |
| WARREN | 2 | 40 | 97 | 201 | 706 | 2,607 | 157 | 8 | 3,818 |
| STATE POLICE | 1 | 7 | 23 | 18 | 125 | 93 | 23 | 2 | 292 |
| SHERIFF | 0 | 0 | 0 | 0 | 0 | 0 | 0 | 0 | 0 |
| BOWLING GREEN | 1 | 33 | 74 | 181 | 555 | 2,266 | 128 | 2 | 3,240 |
| SMITHS GROVE | 0 | 0 | 0 | 0 | 0 | 0 | 0 | 0 | 0 |
| WESTERN KY UNIV | 0 | 0 | 0 | 2 | 26 | 248 | 6 | 4 | 286 |
| ALL OTHER AGENCIES | 0 | 0 | 0 | 0 | 0 | 0 | 0 | 0 | 0 |

2004 KENTUCKY OFFENSES BY COUNTY AND AGENCY

| COUNTY CONTRIBUTING AGENCY | MURDER | RAPE | ROBBERY | ASSAULT | BURGLARY | LARCENY | AUTO THEFT | ARSON | TOTAL |
|----------------------------|--------|-------|---------|---------|----------|---------|------------|-------|---------|
| WASHINGTON | 1 | 6 | 2 | 3 | 57 | 63 | 4 | 3 | 139 |
| STATE POLICE | 1 | 6 | 0 | 0 | 12 | 8 | 1 | 3 | 31 |
| SHERIFF | 0 | 0 | 0 | 0 | 29 | 32 | 1 | 0 | 62 |
| SPRINGFIELD | 0 | 0 | 2 | 3 | 16 | 23 | 2 | 0 | 46 |
| ALL OTHER AGENCIES | 0 | 0 | 0 | 0 | 0 | 0 | 0 | 0 | 0 |
| WAYNE | 1 | 2 | 5 | 9 | 73 | 80 | 10 | 5 | 185 |
| STATE POLICE | 1 | 0 | 3 | 4 | 6 | 3 | 0 | 4 | 21 |
| SHERIFF | 0 | 2 | 2 | 5 | 67 | 77 | 10 | 1 | 164 |
| MONTICELLO | 0 | 0 | 0 | 0 | 0 | 0 | 0 | 0 | 0 |
| ALL OTHER AGENCIES | 0 | 0 | 0 | 0 | 0 | 0 | 0 | 0 | 0 |
| WEBSTER | 0 | 5 | 3 | 5 | 10 | 28 | 5 | 0 | 56 |
| STATE POLICE | 0 | 4 | 0 | 1 | 2 | 5 | 0 | 0 | 12 |
| SHERIFF | 0 | 0 | 0 | 0 | 1 | 2 | 0 | 0 | 3 |
| CLAY | 0 | 0 | 0 | 1 | 0 | 0 | 0 | 0 | 1 |
| PROVIDENCE | 0 | 1 | 3 | 3 | 7 | 21 | 5 | 0 | 40 |
| SEBREE | 0 | 0 | 0 | 0 | 0 | 0 | 0 | 0 | 0 |
| ALL OTHER AGENCIES | 0 | 0 | 0 | 0 | 0 | 0 | 0 | 0 | 0 |
| WHITLEY | 1 | 9 | 11 | 19 | 182 | 337 | 67 | 7 | 633 |
| STATE POLICE | 0 | 4 | 1 | 6 | 26 | 27 | 10 | 4 | 78 |
| SHERIFF | 0 | 0 | 0 | 2 | 60 | 63 | 25 | 0 | 150 |
| CORBIN | 0 | 5 | 9 | 7 | 69 | 197 | 21 | 2 | 310 |
| WILLIAMSBURG | 1 | 0 | 1 | 4 | 27 | 50 | 11 | 1 | 95 |
| ALL OTHER AGENCIES | 0 | 0 | 0 | 0 | 0 | 0 | 0 | 0 | 0 |
| WOLFE | 0 | 0 | 4 | 5 | 50 | 68 | 11 | 3 | 141 |
| STATE POLICE | 0 | 0 | 4 | 4 | 39 | 48 | 6 | 3 | 104 |
| SHERIFF | 0 | 0 | 0 | 1 | 11 | 20 | 5 | 0 | 37 |
| CAMPTON | 0 | 0 | 0 | 0 | 0 | 0 | 0 | 0 | 0 |
| ALL OTHER AGENCIES | 0 | 0 | 0 | 0 | 0 | 0 | 0 | 0 | 0 |
| WOODFORD | 0 | 6 | 11 | 58 | 80 | 352 | 19 | 4 | 530 |
| STATE POLICE | 0 | 3 | 3 | 4 | 0 | 2 | 0 | 4 | 16 |
| SHERIFF | 0 | 0 | 0 | 0 | 4 | 15 | 0 | 0 | 19 |
| VERSAILLES | 0 | 3 | 8 | 54 | 76 | 335 | 19 | 0 | 495 |
| WOODFORD CO PD | 0 | 0 | 0 | 0 | 0 | 0 | 0 | 0 | 0 |
| ALL OTHER AGENCIES | 0 | 0 | 0 | 0 | 0 | 0 | 0 | 0 | 0 |
| TOTAL | 216 | 1,251 | 3,372 | 5,232 | 25,784 | 68,478 | 8,669 | 633 | 113,635 |



PROGRAMS OF INTEREST

DOMESTIC VIOLENCE

DOMESTIC VIOLENCE is a problem that has been of major news focus both nationally and in Kentucky. The number of reported cases and victims assisted in protective shelters is proof that this is a serious public safety issue worthy of priority response. Domestic violence includes any of the following crimes when committed by one family member/partner against another: homicide, kidnapping, sex offenses, stalking, assault, and terroristic threatening. The statistics have been compiled for the Fiscal Year of 04 (FY04), which is July 1, 2003 to June 30, 2004.

ADMINISTRATIVE OFFICE OF THE COURTS (AOC)

In FY04, AOC reports that 17,237* **petitions were filed by persons seeking Domestic Violence Protective Orders**. There were 18,811* **disposition case closings**. (AOC does not distinguish between cases dismissed and types of orders issued).

***Both of these figures include estimates from Jefferson County due to “automated system conversion” and data not being readily accessible.**

Statistical Source: AOC

LAW INFORMATION NETWORK OF KY (LINK) DOMESTIC VIOLENCE FILE (ACTIVE & HISTORY) FY 04

| | <u>2004</u> | <u>2003</u> |
|---------------------------------------|---------------|---------------|
| Emergency Temporary Orders | 22,272 | 23,406 |
| Emergency Temporary Orders - Caution | 3,127 | 3,417 |
| Emergency Protective Orders | 11,514 | 12,292 |
| Emergency Protective Orders - Caution | 1,503 | 1,605 |
| Domestic Violence Summons | -0- | -0- |
| Total | 38,419 | 40,720 |

“LINK” Domestic Violence File records (active and history) reflect a 5.7% decrease from FY03 to FY04.

Kentucky law mandates Domestic Violence Protective Orders be entered into the LINK Domestic Violence File. LINK provides notice to officers of existence and status of protective orders including “Caution Indicators”. The caution indicators are: Weapon involved, and believed to be armed/dangerous.

Statistical Source: Kentucky State Police

DOMESTIC VIOLENCE

REPORTS TO THE DEPARTMENT FOR COMMUNITY BASED SERVICES (DCBS)

The 1976 Kentucky General Assembly enacted KRS 209, the Adult Protection Act, which mandates reporting any known or suspected cases of adult abuse, neglect or exploitation to the Cabinet for Health and Family Services, Division of Protection and Permanency, Department for Community Based Services (DCBS). DCBS protective and support services are provided to adult victims, upon request. In 1978, the statute was expanded to include the mandatory reporting and delivery of voluntary protective services to victims of spouse abuse. Law enforcement agencies continue to serve as the primary reporting source to DCBS and often work together in responding to violent families.

DCBS Adult and Child Abuse 24-Hour Toll-free Reporting Hotline 1-800-752-6200

| | |
|--|---------------|
| Total Kentucky Adult Protection Reports Received by DSS in FY '04 <i>(Adult Abuse, Spouse Abuse, Self Neglect, Caretaker Neglect and Exploitation)</i> | 35,319 |
| Total Number of Resulting Allegations | 7,694 |
| Domestic Violence Allegations Investigated (Spouse, Ex-Spouse, Paramour) | 22,269 |
| Adult Abuse Allegations Investigated | 6,097 |
| Caretaker Neglect, Self Neglect and Exploitation Allegations Investigated | 7,198 |
| Percent of Total Adult Protection Allegations due to Domestic Violence | 63.1% |
| Percent Decrease of Domestic Violence Allegations from FY '03 | -26.1% |

Kentucky has a regionalized network of 15 state-funded spouse abuse centers with shelter capacity for 433 people. Spouse abuse centers also provide crisis line services, advocacy, follow-up counseling, information and referral, community education programs and professional training.

| | |
|---|---------------------|
| Kentucky Domestic Violence Association: | 502/209-5382 |
| # Domestic Violence Related Calls Received FY '04 | 32,422 |
| # Information and Referral Calls Received FY '04 | 59,278 |



| | |
|--|-----------------|
| Shelter Statistics FY'04 (unduplicated; reflect first time use of services) | |
| Women | 2,073* |
| Men | 8* |
| Children | 1,835* |
| TOTAL SHELTERED | 3,916* |
| TOTAL UNABLE TO SHELTER | (2,087) |
| TOTAL NON-RESIDENTIAL CLIENTS | 25,403** |

*These figures are unduplicated for the fiscal year (July 1 – June 30). A woman and her children may come to a domestic violence program facility several times over the course of a year, but these figures only reflect the first time they enter a facility, or receive non-residential services. In addition, outreach services are continually being increased across the state which has increased the availability of services in outlying counties.

**These clients did not receive emergency shelter, but did receive services from the shelter programs. Some of these services include individual and/or group counseling, legal and/or agency and/or hospital advocacy, as well as follow-up assistance.

Statistical Source: Cabinet for Health and Family Services, Division of Protection and Permanency, Department for Community Based Services

2004 HATE BIAS CRIME

DEFINITION:

A criminal offense committed against a person or property which is motivated, in whole or in part, by the offender's bias against a race, religion, disability, ethnicity/national origin, or sexual orientation. These criminal offenses are also known as "Hate Crimes."

Hate Crime offense information falls into the eight Part I crimes – Murder, Rape, Robbery, Aggravated Assault, Burglary, Larceny-Theft, Motor Vehicle Theft, and Arson – plus Part II crimes of Simple Assault, Intimidation and Vandalism. The most common offenses involving hate-bias crimes for 2004 were "Intimidation", and "Destruction/Damage Vandalism".

In 2004, the most commonly reported bias motivation was racial. The second largest percentage was sexual orientation, followed by religious for third place, ethnicity/national origin for fourth place, and disability for fifth place.

| HATE BIAS CRIME OFFENSES | | |
|---------------------------------|------------|-------------------|
| Offense | No. | % of Total |
| Murder | 0 | 0% |
| Rape | 1 | 1.3% |
| Robbery | 1 | 1.3% |
| Aggravated Assault | 12 | 15.8% |
| Burglary | 1 | 1.3% |
| Larceny-Theft | 3 | 3.9% |
| Motor Vehicle Theft | 0 | 0% |
| Arson | 3 | 3.9% |
| Simple Assault | 7 | 9.2% |
| Intimidation | 24 | 31.6% |
| Destruction/Damage Vandalism | 24 | 31.6% |
| TOTAL | 76 | 100.0% |

| HATE BIAS CRIME MOTIVATION | | | | |
|-----------------------------------|----------------------------------|---|-------------------|-------------------------|
| Bias Nature | Group % | Bias Type | Inci-dents | % of Total |
| Racial | 59.2% | Anti-White | 4 | 5.3% |
| | | Anti-Black | 40 | 52.6% |
| | | Anti-American Indian/ Alaskan Native | 0 | 0.0% |
| | | Anti-Asian/Pacific Islander | 1 | 1.3% |
| | | Anti-Multi-Racial Group | 0 | 0.0% |
| | | Sexual Orientation | 15.8% | Anti-Male Homosexual |
| | Anti-Female Homosexual | 0 | | 0.0% |
| | Anti-Homosexual Male & Female | 2 | | 2.6% |
| | Anti-Heterosexual | 0 | | 0.0% |
| | Anti-Bisexual | 0 | | 0.0% |
| Ethnicity National Origin | 10.5% | Anti-Arab | | 1 |
| | | Anti-Hispanic | 3 | 3.9% |
| | | Anti-Other Ethnic/ National Origin | 4 | 5.3% |
| | | Religious | 11.8% | Anti-Jewish |
| | Anti-Catholic | 2 | | 2.6% |
| | Anti-Protestant | 0 | | 0.0% |
| | Anti-Islamic (Moslem) | 3 | | 3.9% |
| | Anti-Other Religion | 3 | | 3.9% |
| Disability | 2.6% | Anti-Physical Disability | | 1 |
| | | Anti-Mental Disability | 1 | 1.3% |

2004 HATE BIAS CRIMES

Victim types, in the hate crime data collection program are listed as: individual, business, financial institution, government, religious organization, society/public, other and unknown. Of these victim types, “individuals” were reported to be the main hate crime target.


The most frequently reported location of bias crimes in 2004 was residence/homes. The second most common location was parking lot/garages.

| HATE BIAS CRIMES BY VICTIM TYPES | | |
|---|------------|-------------------|
| Victim Type | No. | % of total |
| Individual | 61 | 80.3% |
| Business | 5 | 6.6% |
| Financial Institution | 0 | 0.0% |
| Government | 1 | 1.3% |
| Religious Organization | 4 | 5.3% |
| Society/Public | 1 | 1.3% |
| Other | 2 | 2.6% |
| Unknown | 2 | 2.6% |
| TOTAL | 76 | 100.0% |

The most common race of suspected offender of hate crimes was white.

| HATE BIAS CRIME OFFENDERS BY RACE | | |
|--|------------|-------------------|
| Suspected Offenders' Race | No. | % of Total |
| White | 43 | 43.9% |
| Black | 7 | 7.1% |
| American Indian/ Alaskan Native | 0 | 0.0% |
| Asian/Pacific Islander | 2 | 2.0% |
| Multi-Racial Group | 18 | 18.3% |
| Unknown | 28 | 28.6% |
| TOTAL | 98 | 100.0% |

| HATE BIAS CRIME LOCATIONS | | |
|----------------------------------|------------------|----------|
| Locations | Incidents | % |
| Air/Bus/Train Terminal | 1 | 1.3% |
| Bank/Savings and Loan | 0 | 0.0% |
| Bar/Nightclub | 2 | 2.6% |
| Church/Synagogue/Temple | 3 | 3.9% |
| Commercial/Office Building | 1 | 1.3% |
| Construction Site | 0 | 0.0% |
| Convenience Store | 1 | 1.3% |
| Department/Discount Store | 0 | 0.0% |
| Drug Store/Dr. Office/Hospital | 0 | 0.0% |
| Field/Woods | 0 | 0.0% |
| Government/Public Building | 1 | 1.3% |
| Grocery/Supermarket | 0 | 0.0% |
| Highway/Road/Alley/Street | 8 | 10.5% |
| Hotel/Motel/Etc. | 1 | 1.3% |
| Jail/Prison | 0 | 0.0% |
| Lake/Waterway | 0 | 0.0% |
| Liquor Store | 0 | 0.0% |
| Parking Lot/Garages | 11 | 14.5% |
| Rental Storage Facility | 0 | 0.0% |
| Residence/Home | 37 | 48.7% |
| Restaurant | 1 | 1.3% |
| School/College | 7 | 9.2% |
| Service/Gas Station | 0 | 0.0% |
| Specialty Store (TV, Fur, Etc.) | 1 | 1.3% |
| Other Unknown | 1 | 1.3% |



**DRIVING
UNDER THE
INFLUENCE
CONVICTIONS**

DUI CONVICTIONS BY COUNTY

*Please use caution in attempting to compare number of DUI arrests with number of DUI convictions due to the fact that the actual arrest and court conviction could appear in different years. Figures are compiled according to the date of the violation and the date the conviction was entered into the automated data system.

| COUNTY | 2000 | 2001 | 2002 | 2003 | 2004 |
|--------------|-------|-------|-------|-------|-------|
| ADAIR | 175 | 180 | 211 | 165 | 174 |
| ALLEN | 108 | 113 | 124 | 131 | 111 |
| ANDERSON | 163 | 187 | 225 | 200 | 173 |
| BALLARD | 95 | 130 | 108 | 106 | 88 |
| BARREN | 267 | 314 | 325 | 247 | 277 |
| BATH | 57 | 101 | 77 | 68 | 70 |
| BELL | 376 | 388 | 261 | 297 | 372 |
| BOONE | 743 | 651 | 660 | 712 | 708 |
| BOURBON | 235 | 190 | 213 | 226 | 203 |
| BOYD | 332 | 314 | 358 | 414 | 452 |
| BOYLE | 130 | 161 | 125 | 160 | 237 |
| BRACKEN | 31 | 43 | 64 | 49 | 61 |
| BREATHITT | 113 | 122 | 100 | 116 | 145 |
| BRECKINRIDGE | 92 | 104 | 123 | 84 | 78 |
| BULLITT | 633 | 437 | 282 | 332 | 349 |
| BUTLER | 126 | 64 | 93 | 98 | 94 |
| CALDWELL | 84 | 111 | 117 | 97 | 67 |
| CALLOWAY | 211 | 213 | 274 | 333 | 268 |
| CAMPBELL | 926 | 699 | 1,046 | 894 | 723 |
| CARLISLE | 26 | 33 | 21 | 20 | 22 |
| CARROLL | 233 | 141 | 191 | 211 | 190 |
| CARTER | 274 | 345 | 305 | 247 | 215 |
| CASEY | 124 | 106 | 156 | 203 | 168 |
| CHRISTIAN | 774 | 805 | 611 | 660 | 583 |
| CLARK | 403 | 333 | 313 | 402 | 376 |
| CLAY | 304 | 219 | 165 | 150 | 226 |
| CLINTON | 100 | 82 | 114 | 106 | 114 |
| CRITTENDEN | 95 | 100 | 107 | 51 | 52 |
| CUMBERLAND | 75 | 80 | 114 | 98 | 96 |
| DAVISS | 659 | 877 | 874 | 983 | 930 |
| EDMONSON | 41 | 27 | 42 | 50 | 38 |
| ELLIOTT | 56 | 41 | 59 | 44 | 59 |
| ESTILL | 109 | 133 | 138 | 116 | 102 |
| FAYETTE | 1,916 | 2,181 | 2,264 | 2,323 | 2,230 |
| FLEMING | 99 | 107 | 108 | 92 | 81 |
| FLOYD | 448 | 416 | 485 | 493 | 482 |
| FRANKLIN | 497 | 469 | 453 | 458 | 435 |
| FULTON | 143 | 122 | 111 | 108 | 77 |
| GALLATIN | 117 | 131 | 118 | 91 | 123 |
| GARRARD | 158 | 133 | 99 | 107 | 145 |

*Statistical Source: KY Transportation Cabinet, Division Of Driver Licensing

DUI CONVICTIONS BY COUNTY

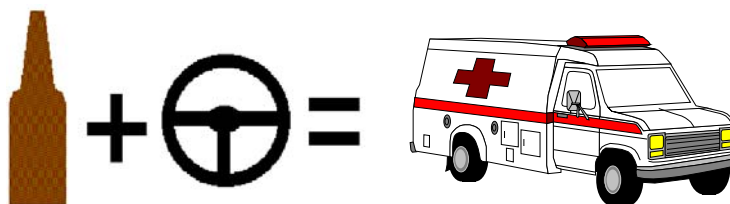
| COUNTY | 2000 | 2001 | 2002 | 2003 | 2004 |
|------------|-------|-------|-------|-------|-------|
| GRANT | 195 | 155 | 230 | 303 | 279 |
| GRAVES | 324 | 403 | 379 | 272 | 318 |
| GRAYSON | 150 | 129 | 184 | 166 | 139 |
| GREEN | 46 | 53 | 47 | 62 | 84 |
| GREENUP | 384 | 422 | 505 | 368 | 309 |
| HANCOCK | 61 | 39 | 57 | 52 | 44 |
| HARDIN | 769 | 573 | 761 | 728 | 798 |
| HARLAN | 351 | 420 | 412 | 417 | 483 |
| HARRISON | 122 | 111 | 100 | 94 | 110 |
| HART | 138 | 84 | 90 | 91 | 96 |
| HENDERSON | 493 | 545 | 669 | 590 | 588 |
| HENRY | 124 | 133 | 127 | 120 | 181 |
| HICKMAN | 30 | 25 | 53 | 33 | 23 |
| HOPKINS | 386 | 482 | 492 | 328 | 368 |
| JACKSON | 107 | 85 | 112 | 93 | 93 |
| JEFFERSON | 4,019 | 3,208 | 4,190 | 3,524 | 3,590 |
| JESSAMINE | 476 | 505 | 658 | 420 | 388 |
| JOHNSON | 218 | 269 | 176 | 159 | 205 |
| KENTON | 1,284 | 1,224 | 1,035 | 826 | 784 |
| KNOTT | 82 | 134 | 120 | 94 | 139 |
| KNOX | 219 | 196 | 285 | 320 | 295 |
| LARUE | 81 | 66 | 62 | 50 | 77 |
| LAUREL | 741 | 658 | 463 | 487 | 578 |
| LAWRENCE | 165 | 199 | 140 | 142 | 229 |
| LEE | 61 | 52 | 60 | 38 | 48 |
| LESLIE | 119 | 121 | 48 | 68 | 164 |
| LETCHER | 122 | 106 | 175 | 143 | 179 |
| LEWIS | 106 | 113 | 98 | 89 | 106 |
| LINCOLN | 111 | 127 | 103 | 123 | 141 |
| LIVINGSTON | 84 | 70 | 63 | 95 | 84 |
| LOGAN | 230 | 215 | 247 | 230 | 227 |
| LYON | 88 | 94 | 113 | 112 | 138 |
| MCCRACKEN | 617 | 591 | 658 | 699 | 676 |
| MCCREARY | 201 | 102 | 105 | 108 | 199 |
| MCLEAN | 41 | 60 | 65 | 84 | 65 |
| MADISON | 730 | 750 | 874 | 658 | 697 |
| MAGOFFIN | 147 | 132 | 85 | 152 | 165 |
| MARION | 212 | 177 | 343 | 264 | 193 |
| MARSHALL | 209 | 200 | 178 | 198 | 245 |
| MARTIN | 183 | 140 | 184 | 104 | 118 |
| MASON | 171 | 173 | 173 | 109 | 127 |
| MEADE | 215 | 184 | 208 | 203 | 217 |
| MENIFEE | 36 | 33 | 42 | 87 | 49 |
| MERCER | 87 | 135 | 127 | 164 | 188 |


*Statistical Source: KY Transportation Cabinet, Division Of Driver Licensing

DUI CONVICTIONS BY COUNTY

| COUNTY | 2000 | 2001 | 2002 | 2003 | 2004 |
|----------------|--------|--------|--------|--------|--------|
| METCALFE | 74 | 48 | 49 | 55 | 41 |
| MONROE | 62 | 58 | 81 | 58 | 50 |
| MONTGOMERY | 169 | 133 | 232 | 183 | 211 |
| MORGAN | 77 | 95 | 138 | 85 | 89 |
| MUHLENBERG | 194 | 217 | 255 | 202 | 216 |
| NELSON | 284 | 346 | 435 | 359 | 307 |
| NICHOLAS | 78 | 51 | 66 | 47 | 41 |
| OHIO | 138 | 139 | 197 | 146 | 168 |
| OLDHAM | 172 | 193 | 298 | 232 | 202 |
| OWEN | 39 | 33 | 51 | 56 | 66 |
| OWSLEY | 81 | 80 | 50 | 44 | 40 |
| PENDLETON | 83 | 97 | 137 | 84 | 73 |
| PERRY | 309 | 374 | 367 | 239 | 292 |
| PIKE | 436 | 642 | 708 | 840 | 854 |
| POWELL | 136 | 141 | 184 | 122 | 165 |
| PULASKI | 440 | 321 | 413 | 385 | 469 |
| ROBERTSON | 3 | 12 | 9 | 4 | 15 |
| ROCKCASTLE | 247 | 261 | 161 | 176 | 147 |
| ROWAN | 282 | 313 | 358 | 270 | 274 |
| RUSSELL | 139 | 138 | 153 | 174 | 189 |
| SCOTT | 231 | 274 | 270 | 218 | 164 |
| SHELBY | 421 | 296 | 313 | 409 | 553 |
| SIMPSON | 180 | 186 | 127 | 143 | 146 |
| SPENCER | 86 | 91 | 96 | 73 | 126 |
| TAYLOR | 187 | 159 | 198 | 261 | 219 |
| TODD | 79 | 87 | 77 | 76 | 111 |
| TRIGG | 99 | 156 | 141 | 77 | 89 |
| TRIMBLE | 25 | 29 | 29 | 58 | 40 |
| UNION | 219 | 191 | 219 | 166 | 143 |
| WARREN | 1,095 | 945 | 1,210 | 1,435 | 1,409 |
| WASHINGTON | 63 | 71 | 92 | 93 | 76 |
| WAYNE | 107 | 122 | 81 | 71 | 96 |
| WEBSTER | 130 | 81 | 94 | 90 | 93 |
| WHITLEY | 348 | 208 | 226 | 260 | 239 |
| WOLFE | 100 | 91 | 81 | 121 | 98 |
| WOODFORD | 298 | 242 | 294 | 264 | 278 |
| | | | | | |
| MILITARY BASES | 3 | 142 | 112 | 90 | 91 |
| | | | | | |
| TOTALS | 33,397 | 32,159 | 34,932 | 32,875 | 33,498 |

*Statistical Source: KY Transportation Cabinet, Division Of Driver Licensing





STATE ARREST DATA

2004 ARREST DATA NOTICE

In analyzing the statistics supplied in the 2004 Arrest Data, you should be aware of the processes involved in deriving these figures:

Due to severe weather-related computer problems experienced in 1996 the Kentucky State Police (KSP) has been unable to produce arrest information for the 1996 through 2001 Crime in Kentucky publications. The Administrative Office of the Courts (AOC) cooperated with this agency by providing arrest data from their court records.

Starting with the 2002 Crime in Kentucky the arrest data is compiled strictly from the citations and summary reports submitted to the Kentucky State Police. This will provide more accurate crime statistics and will allow the Kentucky State Police to produce the Crime in Kentucky more efficiently.

The above mentioned changes are in accordance with the Uniform Crime Reporting (UCR) guidelines as set forth by the Federal Bureau of Investigation. You will, however, notice a fluctuation in some of the categories simply because of the type of data collection. For this reason, **comparisons of 1997 thru 2001 arrest data are not advised.**

If you have specific data questions, please feel free to contact our Statistics Section at (502) 226-2169.

STATE ARREST DATA

| PART I CRIME ARRESTS | 2003 ARRESTS | % OF TOTAL | 2004 ARRESTS | % OF TOTAL |
|-----------------------------------|-------------------------|-------------------|-------------------------|-------------------|
| MURDER | 251 | 0.1% | 407 | 0.1% |
| FORCIBLE RAPE | 436 | 0.2% | 572 | 0.2% |
| ROBBERY | 1,045 | 0.4% | 1,235 | 0.5% |
| AGGRAVATED ASSAULT | 3,501 | 1.5% | 3,033 | 1.2% |
| BURGLARY | 3,710 | 1.6% | 3,999 | 1.6% |
| LARCENY-THEFT (EXCEPT AUTO) | 13,271 | 5.7% | 13,812 | 5.6% |
| AUTO THEFT | 993 | 0.4% | 1,233 | 0.5% |
| ARSON | 270 | 0.1% | 279 | 0.1% |
| TOTAL PART I CRIME ARRESTS | 23,477 | 10.1% | 24,570 | 9.8% |

| PART II CRIME ARRESTS | 2003 ARRESTS | % OF TOTAL | 2004 ARRESTS | % OF TOTAL |
|---|-------------------------|-------------------|-------------------------|-------------------|
| MANSLAUGHTER BY NEGLIGENCE | 26 | 0.0% | 23 | 0.0% |
| OTHER ASSAULTS | 15,418 | 6.6% | 17,828 | 7.0% |
| FORGERY & COUNTERFEITING | 4,828 | 2.1% | 5,905 | 2.4% |
| FRAUD | 20,910 | 9.0% | 20,062 | 8.0% |
| EMBEZZLEMENT | 933 | 0.4% | 458 | 0.2% |
| STOLEN PROPERTY; BUYING, RECEIVING, POSSESSION | 3,791 | 1.6% | 3,724 | 1.5% |
| VANDALISM | 3,611 | 1.5% | 3,461 | 1.4% |
| WEAPONS: CARRYING, POSSESSION, ETC. | 1,994 | 0.9% | 2,132 | 0.8% |
| PROSTITUTION & COMMERCIALIZED VICE | 468 | 0.2% | 597 | 0.2% |
| SEX OFFENSES | 2,858 | 1.2% | 2,489 | 1.0% |
| NARCOTIC DRUG LAWS | 36,551 | 15.7% | 40,793 | 16.2% |
| GAMBLING | 631 | 0.3% | 28 | 0.0% |
| OFFENSES AGAINST FAMILY | 5,208 | 2.2% | 5,786 | 2.3% |
| DRIVING UNDER INFLUENCE | 25,249 | 10.8% | 23,444 | 9.3% |
| LIQUOR LAWS | 6,238 | 2.7% | 5,552 | 2.2% |
| DRUNKENNESS | 23,657 | 10.1% | 28,952 | 11.5% |
| DISORDERLY CONDUCT | 10,908 | 4.7% | 11,491 | 4.5% |
| ALL OTHER OFFENSES (EXCEPT TRAFFIC) | 45,696 | 19.6% | 54,466 | 21.5% |
| CURFEW & LOITERING LAWS | 238 | 0.1% | 170 | 0.1% |
| RUNAWAYS | 224 | 0.1% | 367 | 0.1% |
| TOTAL PART II CRIME ARRESTS | 209,437 | 89.9% | 227,728 | 90.2% |

| | | | | |
|----------------------------|----------------|----------------|----------------|---------------|
| TOTAL CRIME ARRESTS | 232,914 | 100.00% | 252,298 | 100.0% |
|----------------------------|----------------|----------------|----------------|---------------|

2004 TOTAL ARRESTS BY AGE - JUVENILE

| PART I CRIME ARRESTS | 10 AND UNDER | 11-12 | 13-14 | 15 | 16 | 17 | UNK | TOTAL JUVENILE |
|-----------------------------------|---------------------|--------------|--------------|------------|------------|------------|------------|-----------------------|
| MURDER | 0 | 0 | 1 | 4 | 13 | 10 | 0 | 28 |
| FORCIBLE RAPE | 3 | 2 | 18 | 16 | 17 | 19 | 3 | 78 |
| ROBBERY | 2 | 13 | 37 | 30 | 61 | 76 | 0 | 219 |
| AGGRAVATED ASSAULT | 14 | 52 | 113 | 114 | 109 | 128 | 10 | 540 |
| BURGLARY | 14 | 35 | 153 | 111 | 165 | 199 | 30 | 707 |
| LARCENY-THEFT (EXCEPT AUTO) | 29 | 167 | 536 | 365 | 423 | 484 | 200 | 2,204 |
| AUTO THEFT | 2 | 8 | 43 | 33 | 49 | 59 | 10 | 204 |
| ARSON | 2 | 13 | 28 | 19 | 26 | 8 | 1 | 97 |
| TOTAL PART I CRIME ARRESTS | 66 | 290 | 929 | 692 | 863 | 983 | 254 | 4,077 |

| PART II CRIME ARRESTS | 10 AND UNDER | 11-12 | 13-14 | 15 | 16 | 17 | UNK | TOTAL JUVENILE |
|--|---------------------|--------------|--------------|--------------|--------------|--------------|------------|-----------------------|
| MANSLAUGHTER BY NEGLIGENCE | 0 | 0 | 0 | 0 | 0 | 1 | 0 | 1 |
| OTHER ASSAULTS | 32 | 126 | 449 | 323 | 313 | 400 | 47 | 1,690 |
| FORGERY & COUNTERFEITING | 9 | 3 | 13 | 19 | 42 | 47 | 0 | 133 |
| FRAUD | 1 | 3 | 11 | 18 | 30 | 47 | 0 | 110 |
| EMBEZZLEMENT | 0 | 0 | 3 | 0 | 1 | 6 | 0 | 10 |
| STOLEN PROPERTY; BUYING, RECEIVING, POSSESSION | 5 | 17 | 80 | 65 | 119 | 144 | 22 | 452 |
| VANDALISM | 17 | 122 | 220 | 112 | 189 | 183 | 24 | 867 |
| WEAPONS: CARRYING, POSSESSION, ETC. | 2 | 5 | 15 | 21 | 33 | 37 | 12 | 125 |
| PROSTITUTION & COMMERCIALIZED VICE | 0 | 0 | 10 | 13 | 9 | 20 | 1 | 53 |
| SEX OFFENSES (EXCEPT FORCIBLE RAPE & PROSTITUTION) | 3 | 22 | 122 | 70 | 49 | 78 | 9 | 353 |
| NARCOTIC DRUG LAWS | 44 | 42 | 285 | 321 | 579 | 867 | 98 | 2,236 |
| GAMBLING | 0 | 0 | 0 | 0 | 0 | 0 | 0 | 0 |
| OFFENSES AGAINST FAMILY | 1 | 1 | 15 | 10 | 21 | 22 | 0 | 70 |
| DRIVING UNDER INFLUENCE | 19 | 4 | 26 | 17 | 93 | 182 | 3 | 344 |
| LIQUOR LAWS | 9 | 4 | 35 | 46 | 101 | 161 | 35 | 391 |
| DRUNKENNESS | 10 | 5 | 69 | 126 | 211 | 261 | 73 | 755 |
| DISORDERLY CONDUCT | 22 | 75 | 241 | 245 | 287 | 307 | 58 | 1,235 |
| ALL OTHER OFFENSES (EXC. TRAFFIC) | 70 | 95 | 539 | 509 | 578 | 733 | 172 | 2,696 |
| CURFEW & LOITERING LAWS | 0 | 4 | 25 | 14 | 18 | 26 | 0 | 87 |
| RUNAWAYS | 1 | 10 | 47 | 41 | 60 | 59 | 43 | 261 |
| TOTAL PART II CRIME ARRESTS | 245 | 538 | 2,205 | 1,970 | 2,733 | 3,581 | 597 | 11,869 |

| | | | | | | | | |
|----------------------------|------------|------------|--------------|--------------|--------------|--------------|------------|---------------|
| TOTAL CRIME ARRESTS | 311 | 828 | 3,134 | 2,662 | 3,596 | 4,564 | 851 | 15,946 |
|----------------------------|------------|------------|--------------|--------------|--------------|--------------|------------|---------------|

2004 TOTAL ARRESTS BY AGE – ADULT

| PART I CRIME ARRESTS | 18 | 19 | 20 | 21 | 22 | 23 | 24 | 25-29 | 30-34 |
|--|--------------|--------------|--------------|--------------|--------------|--------------|--------------|---------------|---------------|
| MURDER | 16 | 14 | 10 | 11 | 25 | 9 | 14 | 79 | 33 |
| FORCIBLE RAPE | 32 | 13 | 14 | 9 | 10 | 13 | 21 | 48 | 149 |
| ROBBERY | 78 | 60 | 29 | 18 | 31 | 31 | 35 | 115 | 142 |
| AGGRAVATED ASSAULT | 90 | 103 | 93 | 121 | 128 | 127 | 140 | 431 | 361 |
| BURGLARY | 299 | 281 | 226 | 194 | 169 | 140 | 161 | 512 | 397 |
| LARCENY-THEFT (EXCEPT AUTO) | 733 | 787 | 510 | 527 | 472 | 526 | 389 | 1,797 | 1,466 |
| AUTO THEFT | 77 | 77 | 56 | 42 | 53 | 38 | 44 | 141 | 121 |
| ARSON | 3 | 1 | 11 | 5 | 10 | 3 | 10 | 37 | 22 |
| TOTAL PART I CRIME ARRESTS | 1,328 | 1,336 | 949 | 927 | 898 | 887 | 814 | 3,160 | 2,691 |
| PART II CRIME ARRESTS | 18 | 19 | 20 | 21 | 22 | 23 | 24 | 25-29 | 30-34 |
| MANSLAUGHTER BY NEGLIGENCE | 2 | 1 | 1 | 0 | 0 | 0 | 0 | 6 | 6 |
| OTHER ASSAULTS | 529 | 582 | 550 | 613 | 658 | 621 | 629 | 2,679 | 2,360 |
| FORGERY & COUNTERFEITING | 173 | 197 | 254 | 219 | 231 | 264 | 248 | 1,331 | 989 |
| FRAUD | 301 | 479 | 657 | 596 | 765 | 903 | 824 | 3,450 | 3,567 |
| EMBEZZLEMENT | 6 | 5 | 7 | 9 | 11 | 16 | 26 | 45 | 81 |
| STOLEN PROPERTY; BUYING, RECEIVING, POSSESSION | 255 | 258 | 175 | 169 | 139 | 137 | 115 | 537 | 408 |
| VANDALISM | 187 | 206 | 159 | 149 | 153 | 127 | 112 | 405 | 334 |
| WEAPONS: CARRYING, POSSESSION, ETC. | 68 | 96 | 94 | 97 | 102 | 76 | 77 | 328 | 287 |
| PROSTITUTION & COMMERCIALIZED VICE | 9 | 7 | 6 | 6 | 10 | 20 | 7 | 82 | 85 |
| SEX OFFENSES (EXCEPT FORCIBLE RAPE & PROSTITUTION) | 68 | 87 | 41 | 40 | 47 | 50 | 85 | 193 | 524 |
| NARCOTIC DRUG LAWS | 1,781 | 1,816 | 1,801 | 1,808 | 1,634 | 1,633 | 1,513 | 6,333 | 4,983 |
| GAMBLING | 1 | 0 | 0 | 1 | 0 | 0 | 1 | 1 | 2 |
| OFFENSES AGAINST FAMILY | 197 | 171 | 155 | 197 | 197 | 223 | 249 | 1,030 | 1,011 |
| DRIVING UNDER INFLUENCE | 567 | 691 | 798 | 890 | 813 | 890 | 840 | 3,317 | 2,747 |
| LIQUOR LAWS | 371 | 403 | 412 | 166 | 172 | 151 | 206 | 621 | 557 |
| DRUNKENNESS | 865 | 920 | 905 | 1,133 | 1,101 | 1,020 | 954 | 3,963 | 3,054 |
| DISORDERLY CONDUCT | 447 | 472 | 455 | 488 | 475 | 460 | 412 | 1,702 | 1,251 |
| ALL OTHER OFFENSES (EXCEPT TRAFFIC) | 1,227 | 1,544 | 1,786 | 1,921 | 1,844 | 2,041 | 1,938 | 8,712 | 6,681 |
| CURFEW & LOITERING LAWS | 3 | 3 | 3 | 1 | 5 | 3 | 2 | 18 | 14 |
| RUNAWAYS | 5 | 5 | 4 | 4 | 8 | 5 | 8 | 20 | 11 |
| TOTAL PART II CRIME ARRESTS | 7,062 | 7,943 | 8,263 | 8,507 | 8,365 | 8,640 | 8,246 | 34,773 | 28,952 |
| TOTAL CRIME ARRESTS | 8,390 | 9,279 | 9,212 | 9,434 | 9,263 | 9,527 | 9,060 | 37,933 | 31,643 |

2004 TOTAL ARRESTS BY AGE – ADULT

| PART I CRIME ARRESTS | 35-39 | 40-44 | 45-49 | 50-54 | 55-59 | 60-64 | 65 & OVER | UNK | TOTAL ADULT |
|-----------------------------------|--------------|--------------|--------------|--------------|--------------|--------------|----------------------|------------|--------------------|
| MURDER | 72 | 40 | 17 | 9 | 5 | 5 | 14 | 6 | 379 |
| FORCIBLE RAPE | 49 | 38 | 47 | 19 | 10 | 14 | 6 | 2 | 494 |
| ROBBERY | 114 | 76 | 32 | 14 | 3 | 2 | 3 | 233 | 1,016 |
| AGGRAVATED ASSAULT | 337 | 260 | 141 | 79 | 40 | 23 | 19 | 0 | 2,493 |
| BURGLARY | 389 | 210 | 206 | 67 | 24 | 7 | 10 | 0 | 3,292 |
| LARCENY-THEFT (EXCEPT AUTO) | 1,304 | 1,116 | 740 | 432 | 204 | 83 | 86 | 436 | 11,608 |
| AUTO THEFT | 138 | 99 | 61 | 25 | 16 | 5 | 5 | 31 | 1,029 |
| ARSON | 25 | 14 | 13 | 15 | 5 | 7 | 1 | 0 | 182 |
| TOTAL PART I CRIME ARRESTS | 2,428 | 1,853 | 1,257 | 660 | 307 | 146 | 144 | 708 | 20,493 |

| PART II CRIME ARRESTS | 35-39 | 40-44 | 45-49 | 50-54 | 55-59 | 60-64 | 65 & OVER | UNK | TOTAL ADULT |
|--|---------------|---------------|---------------|--------------|--------------|--------------|----------------------|---------------|--------------------|
| MANSLAUGHTER BY NEGLIGENCE | 1 | 3 | 0 | 0 | 0 | 0 | 0 | 2 | 22 |
| OTHER ASSAULTS | 2,112 | 1,889 | 1,227 | 650 | 311 | 155 | 185 | 388 | 16,138 |
| FORGERY & COUNTERFEITING | 713 | 628 | 258 | 69 | 46 | 46 | 11 | 95 | 5,772 |
| FRAUD | 1,424 | 2,400 | 1,507 | 614 | 434 | 177 | 228 | 1,626 | 19,952 |
| EMBEZZLEMENT | 75 | 68 | 43 | 15 | 18 | 8 | 1 | 14 | 448 |
| STOLEN PROPERTY; BUYING, RECEIVING, POSSESSION | 379 | 308 | 197 | 60 | 36 | 18 | 25 | 56 | 3,272 |
| VANDALISM | 301 | 221 | 119 | 38 | 23 | 12 | 17 | 31 | 2,594 |
| WEAPONS: CARRYING, POSSESSION, ETC. | 245 | 214 | 162 | 79 | 41 | 20 | 12 | 9 | 2,007 |
| PROSTITUTION & COMMERCIALIZED VICE | 87 | 81 | 60 | 34 | 16 | 5 | 21 | 8 | 544 |
| SEX OFFENSES (EXCEPT FORCIBLE RAPE & PROSTITUTION) | 162 | 201 | 172 | 179 | 72 | 43 | 66 | 106 | 2,136 |
| NARCOTIC DRUG LAWS | 4,392 | 4,103 | 2,648 | 1,165 | 588 | 289 | 244 | 1,826 | 38,557 |
| GAMBLING | 1 | 3 | 1 | 8 | 2 | 6 | 0 | 1 | 28 |
| OFFENSES AGAINST FAMILY | 874 | 706 | 378 | 123 | 43 | 28 | 18 | 116 | 5,716 |
| DRIVING UNDER INFLUENCE | 2,947 | 2,947 | 1,847 | 1,051 | 572 | 259 | 252 | 1,672 | 23,100 |
| LIQUOR LAWS | 552 | 591 | 375 | 228 | 118 | 58 | 63 | 117 | 5,161 |
| DRUNKENNESS | 3,150 | 3,449 | 2,529 | 1,510 | 655 | 295 | 236 | 2,458 | 28,197 |
| DISORDERLY CONDUCT | 1,215 | 1,134 | 636 | 334 | 160 | 87 | 95 | 433 | 10,256 |
| ALL OTHER OFFENSES (EXCEPT TRAFFIC) | 6,395 | 5,335 | 3,225 | 1,625 | 666 | 331 | 301 | 6,198 | 51,770 |
| CURFEW & LOITERING LAWS | 13 | 9 | 4 | 2 | 3 | 0 | 0 | 0 | 83 |
| RUNAWAYS | 14 | 8 | 12 | 2 | 0 | 0 | 0 | 0 | 106 |
| TOTAL PART II CRIME ARRESTS | 25,052 | 24,298 | 15,400 | 7,786 | 3,804 | 1,837 | 1,775 | 15,137 | 215,859 |

| | | | | | | | | | |
|----------------------------|---------------|---------------|---------------|--------------|--------------|--------------|--------------|---------------|----------------|
| TOTAL CRIME ARRESTS | 27,480 | 26,151 | 16,657 | 8,446 | 4,111 | 1,983 | 1,919 | 15,845 | 236,352 |
|----------------------------|---------------|---------------|---------------|--------------|--------------|--------------|--------------|---------------|----------------|

2004 TOTAL ARRESTS BY SEX

| PART I CRIME ARRESTS | PERSONS ARRESTED | | | | | |
|-----------------------------------|------------------|--------------|--------------|--------------|------------|-------------|
| | MALE | % | FEMALE | % | UNK | % |
| MURDER | 347 | 85.3% | 60 | 14.7% | 0 | 0.0% |
| FORCIBLE RAPE | 523 | 91.4% | 48 | 8.4% | 1 | 0.2% |
| ROBBERY | 1,085 | 87.8% | 147 | 12.0% | 3 | 0.2% |
| AGGRAVATED ASSAULT | 2,269 | 74.8% | 756 | 25.0% | 8 | 0.2% |
| BURGLARY | 3,341 | 84.0% | 528 | 13.0% | 130 | 3.0% |
| LARCENY-THEFT (EXCEPT AUTO) | 7,185 | 52.0% | 6,564 | 47.5% | 63 | 1.5% |
| AUTO THEFT | 957 | 77.6% | 265 | 21.5% | 11 | 0.9% |
| ARSON | 224 | 80.3% | 54 | 19.3% | 1 | 0.4% |
| TOTAL PART I CRIME ARRESTS | 15,931 | 65.0% | 8,422 | 34.2% | 217 | 0.8% |

| PART II CRIME ARRESTS | MALE | % | FEMALE | % | UNK | % |
|--|----------------|--------------|---------------|--------------|--------------|-------------|
| MANSLAUGHTER BY NEGLIGENCE | 19 | 83.0% | 1 | 4.0% | 3 | 13.0% |
| OTHER ASSAULTS | 13,345 | 74.9% | 4,321 | 24.2% | 162 | 0.9% |
| FORGERY/COUNTERFEITING | 2,583 | 43.7% | 2,796 | 47.3% | 526 | 9.0% |
| FRAUD | 9,982 | 50.0% | 9,840 | 49.0% | 240 | 1.0% |
| EMBEZZLEMENT | 299 | 65.3% | 156 | 34.0% | 3 | 0.7% |
| STOLEN PROPERTY; BUYING, RECEIVING, POSSESSION | 3,007 | 80.7% | 695 | 18.6% | 22 | 0.7% |
| VANDALISM | 3,059 | 88.3% | 378 | 11.0% | 24 | 0.7% |
| WEAPONS: CARRYING, POSSESSION, ETC. | 1,888 | 88.5% | 234 | 11.0% | 10 | 0.5% |
| PROSTITUTION & COMM. VICE | 218 | 36.5% | 365 | 61.1% | 14 | 2.4% |
| SEX OFFENSES | 2,166 | 87.0% | 101 | 4.0% | 222 | 9.0% |
| NARCOTIC DRUG LAWS | 30,725 | 75.3% | 9,783 | 24.0% | 285 | 0.7% |
| GAMBLING | 19 | 68.0% | 8 | 28.5% | 1 | 3.5% |
| OFF. AGAINST FAM/CHILDREN | 4,584 | 79.2% | 1,165 | 20.1% | 37 | 0.7% |
| DRIVING UNDER INFLUENCE | 19,233 | 82.0% | 4,146 | 17.6% | 65 | 0.4% |
| LIQUOR LAWS | 4,485 | 80.7% | 1,043 | 19.0% | 24 | 0.3% |
| DRUNKENNESS | 23,854 | 82.4% | 4,984 | 17.2% | 114 | 0.4% |
| DISORDERLY CONDUCT | 8,340 | 72.5% | 3,051 | 26.6% | 100 | 0.9% |
| ALL OTHER OFFENSES (EXCEPT TRAFFIC) | 38,355 | 70.4% | 15,045 | 27.6% | 1,066 | 2.0% |
| CURFEW & LOITERING LAWS | 122 | 71.7% | 47 | 27.6% | 1 | 0.5% |
| RUNAWAYS | 196 | 53.4% | 167 | 45.5% | 4 | 1.1% |
| TOTAL PART II CRIME ARRESTS | 166,479 | 73.2% | 58,326 | 25.6% | 2,923 | 1.2% |

| | | | | | | |
|----------------------------|----------------|--------------|---------------|--------------|--------------|-------------|
| TOTAL CRIME ARRESTS | 182,410 | 72.3% | 66,748 | 26.5% | 3,140 | 1.2% |
|----------------------------|----------------|--------------|---------------|--------------|--------------|-------------|

*Percentages shown in Total categories are not intended to reflect column totals.
Percentages reflect the sex of the individual arrested for each offense type.

2004 TOTAL ARRESTS BY RACE

| .PART I CRIME ARRESTS | WHITE | BLACK | AMERICAN INDIAN OR ALASKAN NATIVE | ASIAN OR PACIFIC ISLANDER | UNKNOWN |
|-----------------------------------|---------------|--------------|--|----------------------------------|----------------|
| MURDER | 222 | 142 | 1 | 0 | 42 |
| FORCIBLE RAPE | 343 | 173 | 10 | 1 | 45 |
| ROBBERY | 894 | 295 | 8 | 0 | 38 |
| AGGRAVATED ASSAULT | 2,227 | 780 | 9 | 0 | 17 |
| BURGLARY | 2,221 | 1,553 | 8 | 0 | 217 |
| LARCENY-THEFT (EXCEPT AUTO) | 9,681 | 3,930 | 98 | 23 | 80 |
| AUTO THEFT | 761 | 451 | 1 | 0 | 20 |
| ARSON | 160 | 94 | 1 | 3 | 21 |
| TOTAL PART I CRIME ARRESTS | 16,509 | 7,418 | 136 | 27 | 480 |

| PART II CRIME ARRESTS | WHITE | BLACK | AMERICAN INDIAN OR ALASKAN NATIVE | ASIAN OR PACIFIC ISLANDER | UNKNOWN |
|--|----------------|---------------|--|----------------------------------|----------------|
| MANSLAUGHTER BY NEGLIGENCE | 3 | 0 | 0 | 0 | 20 |
| OTHER ASSAULTS | 10,614 | 7,020 | 64 | 19 | 111 |
| FORGERY & COUNTERFEITING | 4,093 | 1,559 | 50 | 2 | 201 |
| FRAUD | 12,216 | 7,574 | 6 | 31 | 235 |
| EMBEZZLEMENT | 264 | 118 | 0 | 0 | 76 |
| STOLEN PROPERTY: BUYING, RECEIVING, POSSESSION | 2,080 | 1,537 | 10 | 2 | 95 |
| VANDALISM | 1,963 | 1,416 | 1 | 0 | 81 |
| WEAPONS: CARRYING, POSSESSION, ETC. | 1,243 | 808 | 6 | 2 | 73 |
| PROSTITUTION & COMMERCIAL VICE | 435 | 157 | 4 | 1 | 0 |
| SEX OFFENSES | 1,454 | 1,034 | 1 | 0 | 0 |
| NARCOTIC DRUG LAWS | 23,935 | 16,142 | 5 | 28 | 683 |
| GAMBLING | 17 | 2 | 0 | 1 | 8 |
| OFFENSES AGAINST FAMILY | 3,843 | 1,689 | 2 | 1 | 251 |
| DRIVING UNDER INFLUENCE | 15,692 | 6,119 | 327 | 8 | 1,298 |
| LIQUOR LAWS | 3,024 | 2,373 | 0 | 5 | 150 |
| DRUNKENNESS | 16,881 | 8,769 | 678 | 10 | 2,614 |
| DISORDERLY CONDUCT | 7,286 | 3,937 | 44 | 1 | 223 |
| ALL OTHER OFFENSES (EXCEPT TRAFFIC) | 30,769 | 22,468 | 120 | 8 | 1,101 |
| CURFEW & LOITERING LAWS | 133 | 30 | 0 | 0 | 7 |
| RUNAWAYS | 233 | 119 | 0 | 0 | 15 |
| TOTAL PART II CRIME ARRESTS | 136,178 | 82,871 | 1,318 | 119 | 7,242 |

| | | | | | |
|----------------------------|----------------|---------------|--------------|------------|--------------|
| TOTAL CRIME ARRESTS | 152,687 | 90,289 | 1,454 | 146 | 7,722 |
|----------------------------|----------------|---------------|--------------|------------|--------------|

2004 TOTAL ARRESTS BY COUNTY-ADULT AND JUVENILE

| PART I CRIMES | ADAIR | | | | ALLEN | | | | ANDERSON | | | |
|--------------------------------|-------|-----|-----|-------|-------|-----|-----|-------|----------|-----|-----|-------|
| | ADULT | JUV | UNK | TOTAL | ADULT | JUV | UNK | TOTAL | ADULT | JUV | UNK | TOTAL |
| MURDER | 1 | 0 | 0 | 1 | 1 | 0 | 0 | 1 | 0 | 0 | 0 | 0 |
| FORCIBLE RAPE | 0 | 3 | 0 | 3 | 1 | 0 | 0 | 1 | 1 | 0 | 0 | 1 |
| ROBBERY | 0 | 0 | 0 | 0 | 1 | 0 | 0 | 1 | 1 | 0 | 0 | 1 |
| AGGRAVATED ASSAULT | 1 | 9 | 0 | 10 | 11 | 2 | 0 | 13 | 7 | 1 | 0 | 8 |
| BURGLARY | 3 | 12 | 0 | 15 | 12 | 5 | 0 | 17 | 27 | 0 | 1 | 28 |
| LARCENY-THEFT | 48 | 13 | 2 | 63 | 32 | 11 | 0 | 43 | 42 | 0 | 0 | 42 |
| AUTO THEFT | 6 | 5 | 1 | 12 | 1 | 0 | 0 | 1 | 2 | 1 | 0 | 3 |
| ARSON | 0 | 2 | 0 | 2 | 0 | 0 | 0 | 0 | 0 | 0 | 0 | 0 |
| TOTAL FOR PART I CRIMES | 59 | 44 | 3 | 106 | 59 | 18 | 0 | 77 | 80 | 2 | 1 | 83 |

| PART II CRIMES | | | | | | | | | | | | |
|--|-----|-----|----|-----|-----|----|---|-------|-------|----|----|-------|
| MANSLAUGHTER BY NEGLIGENCE | 0 | 0 | 0 | 0 | 0 | 0 | 0 | 0 | 0 | 0 | 0 | 0 |
| OTHER ASSAULTS | 28 | 32 | 0 | 60 | 67 | 6 | 0 | 73 | 95 | 2 | 4 | 101 |
| FORGERY & COUNTERFEITING | 6 | 2 | 0 | 8 | 20 | 0 | 0 | 20 | 37 | 0 | 1 | 38 |
| FRAUD | 9 | 2 | 0 | 11 | 16 | 0 | 0 | 16 | 383 | 0 | 10 | 393 |
| EMBEZZLEMENT | 0 | 0 | 0 | 0 | 0 | 0 | 0 | 0 | 2 | 0 | 0 | 2 |
| STOLEN PROPERTY: BUYING, RECEIVING, POSSESSION | 0 | 5 | 0 | 5 | 17 | 7 | 0 | 24 | 23 | 0 | 2 | 25 |
| VANDALISM | 7 | 7 | 1 | 15 | 15 | 13 | 1 | 29 | 21 | 3 | 0 | 24 |
| WEAPONS: CARRYING, POSSESSION, ETC. | 1 | 0 | 1 | 2 | 12 | 0 | 0 | 12 | 5 | 0 | 0 | 5 |
| PROSTITUTION & COMMERCIALIZED VICE | 0 | 0 | 0 | 0 | 0 | 0 | 0 | 0 | 0 | 0 | 0 | 0 |
| SEX OFFENSES (EXCEPT RAPE & PROSTITUTION) | 13 | 8 | 0 | 21 | 0 | 3 | 0 | 3 | 7 | 1 | 0 | 8 |
| NARCOTIC DRUG LAWS | 59 | 16 | 5 | 80 | 249 | 15 | 1 | 265 | 166 | 3 | 15 | 184 |
| GAMBLING | 1 | 0 | 0 | 1 | 0 | 0 | 0 | 0 | 0 | 0 | 0 | 0 |
| OFFENSES AGAINST FAMILY | 3 | 0 | 0 | 3 | 30 | 0 | 0 | 30 | 53 | 0 | 0 | 53 |
| DRIVING UNDER THE INFLUENCE | 64 | 4 | 6 | 74 | 71 | 1 | 0 | 72 | 111 | 0 | 12 | 123 |
| LIQUOR LAWS | 29 | 0 | 4 | 33 | 30 | 1 | 0 | 31 | 47 | 5 | 5 | 57 |
| DRUNKENNESS | 10 | 4 | 4 | 18 | 62 | 4 | 0 | 66 | 101 | 1 | 4 | 106 |
| DISORDERLY CONDUCT | 8 | 12 | 3 | 23 | 32 | 2 | 0 | 34 | 65 | 0 | 2 | 67 |
| ALL OTHER OFFENSES (EXCEPT TRAFFIC) | 136 | 56 | 10 | 202 | 363 | 13 | 2 | 378 | 383 | 3 | 15 | 401 |
| CURFEW & LOITERING LAW VIOLATIONS | 0 | 0 | 0 | 0 | 0 | 0 | 0 | 0 | 0 | 0 | 0 | 0 |
| RUNAWAYS | 0 | 0 | 0 | 0 | 0 | 0 | 0 | 0 | 0 | 0 | 0 | 0 |
| TOTAL FOR PART II CRIMES | 374 | 148 | 34 | 556 | 984 | 65 | 4 | 1,053 | 1,499 | 18 | 70 | 1,587 |

| | | | | | | | | | | | | |
|---------------------|-----|-----|----|-----|-------|----|---|-------|-------|----|----|-------|
| TOTAL CRIMES | 433 | 192 | 37 | 662 | 1,043 | 83 | 4 | 1,130 | 1,579 | 20 | 71 | 1,670 |
|---------------------|-----|-----|----|-----|-------|----|---|-------|-------|----|----|-------|

2004 TOTAL ARRESTS BY COUNTY-ADULT AND JUVENILE

| PART I CRIMES | BALLARD | | | | BARREN | | | | BATH | | | |
|--------------------------------|---------|-----|-----|-------|--------|-----|-----|-------|-------|-----|-----|-------|
| | ADULT | JUV | UNK | TOTAL | ADULT | JUV | UNK | TOTAL | ADULT | JUV | UNK | TOTAL |
| MURDER | 0 | 0 | 0 | 0 | 5 | 4 | 0 | 9 | 3 | 0 | 0 | 3 |
| FORCIBLE RAPE | 1 | 0 | 0 | 1 | 15 | 0 | 0 | 15 | 1 | 0 | 1 | 2 |
| ROBBERY | 1 | 0 | 0 | 1 | 12 | 4 | 0 | 16 | 0 | 0 | 0 | 0 |
| AGGRAVATED ASSAULT | 0 | 0 | 0 | 0 | 53 | 2 | 1 | 56 | 3 | 0 | 1 | 4 |
| BURGLARY | 4 | 0 | 0 | 4 | 28 | 0 | 0 | 28 | 4 | 1 | 2 | 7 |
| LARCENY-THEFT | 2 | 0 | 0 | 2 | 103 | 0 | 1 | 104 | 2 | 0 | 1 | 3 |
| AUTO THEFT | 0 | 0 | 0 | 0 | 10 | 0 | 0 | 10 | 2 | 0 | 0 | 2 |
| ARSON | 3 | 0 | 0 | 3 | 1 | 0 | 0 | 1 | 1 | 0 | 0 | 1 |
| TOTAL FOR PART I CRIMES | 11 | 0 | 0 | 11 | 227 | 10 | 2 | 239 | 16 | 1 | 5 | 22 |

| PART II CRIMES | | | | | | | | | | | | |
|--|-----|---|---|-----|-------|----|----|-------|-----|----|----|-----|
| MANSLAUGHTER BY NEGLIGENCE | 0 | 0 | 0 | 0 | 0 | 0 | 0 | 0 | 0 | 0 | 0 | 0 |
| OTHER ASSAULTS | 7 | 0 | 1 | 8 | 414 | 4 | 5 | 423 | 31 | 3 | 1 | 35 |
| FORGERY & COUNTERFEITING | 0 | 0 | 0 | 0 | 123 | 0 | 0 | 123 | 6 | 1 | 0 | 7 |
| FRAUD | 24 | 0 | 1 | 25 | 173 | 1 | 25 | 199 | 8 | 0 | 2 | 10 |
| EMBEZZLEMENT | 0 | 0 | 0 | 0 | 3 | 0 | 0 | 3 | 0 | 0 | 0 | 0 |
| STOLEN PROPERTY: BUYING, RECEIVING, POSSESSION | 0 | 0 | 0 | 0 | 23 | 0 | 0 | 23 | 1 | 0 | 0 | 1 |
| VANDALISM | 0 | 0 | 0 | 0 | 56 | 0 | 1 | 57 | 1 | 0 | 0 | 1 |
| WEAPONS: CARRYING, POSSESSION, ETC. | 1 | 0 | 0 | 1 | 34 | 0 | 1 | 35 | 2 | 0 | 0 | 2 |
| PROSTITUTION & COMMERCIALIZED VICE | 0 | 0 | 0 | 0 | 1 | 0 | 0 | 1 | 0 | 0 | 0 | 0 |
| SEX OFFENSES (EXCEPT RAPE & PROSTITUTION) | 3 | 0 | 1 | 4 | 28 | 2 | 1 | 31 | 1 | 1 | 0 | 2 |
| NARCOTIC DRUG LAWS | 12 | 0 | 0 | 12 | 837 | 1 | 10 | 848 | 33 | 3 | 4 | 40 |
| GAMBLING | 0 | 0 | 0 | 0 | 0 | 0 | 0 | 0 | 0 | 0 | 0 | 0 |
| OFFENSES AGAINST FAMILY | 5 | 0 | 0 | 5 | 94 | 0 | 1 | 95 | 4 | 0 | 5 | 9 |
| DRIVING UNDER THE INFLUENCE | 11 | 1 | 1 | 13 | 191 | 1 | 1 | 193 | 25 | 0 | 3 | 28 |
| LIQUOR LAWS | 6 | 2 | 1 | 9 | 37 | 1 | 0 | 38 | 10 | 3 | 2 | 15 |
| DRUNKENNESS | 2 | 0 | 1 | 3 | 271 | 3 | 3 | 277 | 18 | 0 | 3 | 21 |
| DISORDERLY CONDUCT | 2 | 0 | 0 | 2 | 151 | 3 | 1 | 155 | 10 | 0 | 0 | 10 |
| ALL OTHER OFFENSES (EXCEPT TRAFFIC) | 62 | 0 | 2 | 64 | 732 | 4 | 6 | 742 | 45 | 1 | 6 | 52 |
| CURFEW & LOITERING LAW VIOLATIONS | 0 | 0 | 0 | 0 | 0 | 0 | 0 | 0 | 0 | 0 | 0 | 0 |
| RUNAWAYS | 0 | 0 | 0 | 0 | 0 | 0 | 0 | 0 | 0 | 0 | 0 | 0 |
| TOTAL FOR PART II CRIMES | 135 | 3 | 8 | 146 | 3,168 | 20 | 55 | 3,243 | 195 | 12 | 26 | 233 |

| | | | | | | | | | | | | |
|---------------------|-----|---|---|-----|-------|----|----|-------|-----|----|----|-----|
| TOTAL CRIMES | 146 | 3 | 8 | 157 | 3,395 | 30 | 57 | 3,482 | 211 | 13 | 31 | 255 |
|---------------------|-----|---|---|-----|-------|----|----|-------|-----|----|----|-----|

2004 TOTAL ARRESTS BY COUNTY-ADULT AND JUVENILE

| PART I CRIMES | BELL | | | | BOONE | | | | BOURBON | | | |
|--------------------------------|-------|-----|-----|-------|-------|-----|-----|-------|---------|-----|-----|-------|
| | ADULT | JUV | UNK | TOTAL | ADULT | JUV | UNK | TOTAL | ADULT | JUV | UNK | TOTAL |
| MURDER | 1 | 0 | 0 | 1 | 1 | 1 | 0 | 2 | 4 | 0 | 0 | 4 |
| FORCIBLE RAPE | 1 | 0 | 0 | 1 | 2 | 2 | 0 | 4 | 0 | 0 | 0 | 0 |
| ROBBERY | 0 | 0 | 1 | 1 | 4 | 2 | 0 | 6 | 6 | 0 | 0 | 6 |
| AGGRAVATED ASSAULT | 9 | 0 | 0 | 9 | 107 | 18 | 0 | 125 | 15 | 0 | 2 | 17 |
| BURGLARY | 11 | 4 | 0 | 15 | 70 | 15 | 0 | 85 | 22 | 0 | 0 | 22 |
| LARCENY-THEFT | 105 | 0 | 0 | 105 | 192 | 63 | 0 | 255 | 53 | 2 | 0 | 55 |
| AUTO THEFT | 7 | 0 | 0 | 7 | 26 | 4 | 0 | 30 | 8 | 0 | 0 | 8 |
| ARSON | 0 | 2 | 0 | 2 | 0 | 0 | 0 | 0 | 2 | 0 | 0 | 2 |
| TOTAL FOR PART I CRIMES | 134 | 6 | 1 | 141 | 402 | 105 | 0 | 507 | 110 | 2 | 2 | 114 |

| PART II CRIMES | | | | | | | | | | | | |
|--|-------|----|----|-------|-------|-----|----|-------|-------|----|----|-------|
| MANSLAUGHTER BY NEGLIGENCE | 0 | 0 | 0 | 0 | 0 | 0 | 0 | 0 | 0 | 0 | 0 | 0 |
| OTHER ASSAULTS | 93 | 1 | 1 | 95 | 167 | 56 | 0 | 223 | 126 | 3 | 8 | 137 |
| FORGERY & COUNTERFEITING | 6 | 0 | 0 | 6 | 34 | 1 | 0 | 35 | 123 | 0 | 6 | 129 |
| FRAUD | 80 | 0 | 3 | 83 | 95 | 5 | 8 | 108 | 68 | 0 | 2 | 70 |
| EMBEZZLEMENT | 2 | 0 | 0 | 2 | 6 | 0 | 0 | 6 | 0 | 0 | 0 | 0 |
| STOLEN PROPERTY: BUYING, RECEIVING, POSSESSION | 26 | 1 | 0 | 27 | 100 | 26 | 0 | 126 | 14 | 1 | 2 | 17 |
| VANDALISM | 10 | 1 | 0 | 11 | 59 | 25 | 0 | 84 | 11 | 1 | 0 | 12 |
| WEAPONS: CARRYING, POSSESSION, ETC. | 9 | 0 | 0 | 9 | 20 | 1 | 0 | 21 | 12 | 0 | 0 | 12 |
| PROSTITUTION & COMMERCIALIZED VICE | 0 | 0 | 0 | 0 | 0 | 0 | 0 | 0 | 0 | 0 | 0 | 0 |
| SEX OFFENSES (EXCEPT RAPE & PROSTITUTION) | 5 | 0 | 0 | 5 | 110 | 6 | 0 | 116 | 9 | 1 | 0 | 10 |
| NARCOTIC DRUG LAWS | 197 | 5 | 9 | 211 | 1,018 | 82 | 0 | 1,100 | 315 | 0 | 21 | 336 |
| GAMBLING | 0 | 0 | 0 | 0 | 0 | 0 | 0 | 0 | 0 | 0 | 0 | 0 |
| OFFENSES AGAINST FAMILY | 15 | 0 | 1 | 16 | 292 | 1 | 0 | 293 | 24 | 0 | 0 | 24 |
| DRIVING UNDER THE INFLUENCE | 163 | 2 | 1 | 166 | 624 | 13 | 0 | 637 | 171 | 1 | 11 | 183 |
| LIQUOR LAWS | 14 | 0 | 0 | 14 | 237 | 59 | 0 | 296 | 61 | 5 | 5 | 71 |
| DRUNKENNESS | 112 | 3 | 2 | 117 | 574 | 26 | 0 | 600 | 244 | 2 | 15 | 261 |
| DISORDERLY CONDUCT | 35 | 1 | 2 | 38 | 344 | 94 | 1 | 439 | 105 | 3 | 6 | 114 |
| ALL OTHER OFFENSES (EXCEPT TRAFFIC) | 769 | 11 | 22 | 802 | 1,753 | 44 | 2 | 1,799 | 226 | 1 | 21 | 248 |
| CURFEW & LOITERING LAW VIOLATIONS | 1 | 0 | 0 | 1 | 39 | 43 | 0 | 82 | 2 | 0 | 0 | 2 |
| RUNAWAYS | 0 | 0 | 0 | 0 | 16 | 8 | 0 | 24 | 0 | 0 | 0 | 0 |
| TOTAL FOR PART II CRIMES | 1,537 | 25 | 41 | 1,603 | 5,488 | 490 | 11 | 5,989 | 1,511 | 18 | 97 | 1,626 |

| | | | | | | | | | | | | |
|---------------------|-------|----|----|-------|-------|-----|----|-------|-------|----|----|-------|
| TOTAL CRIMES | 1,671 | 31 | 42 | 1,744 | 5,890 | 595 | 11 | 6,496 | 1,621 | 20 | 99 | 1,740 |
|---------------------|-------|----|----|-------|-------|-----|----|-------|-------|----|----|-------|

2004 TOTAL ARRESTS BY COUNTY-ADULT AND JUVENILE

| PART I CRIMES | BOYD | | | | BOYLE | | | | BRACKEN | | | |
|--------------------------------|-------|-----|-----|-------|-------|-----|-----|-------|---------|-----|-----|-------|
| | ADULT | JUV | UNK | TOTAL | ADULT | JUV | UNK | TOTAL | ADULT | JUV | UNK | TOTAL |
| MURDER | 11 | 0 | 0 | 11 | 5 | 0 | 0 | 5 | 0 | 0 | 0 | 0 |
| FORCIBLE RAPE | 7 | 2 | 0 | 9 | 4 | 0 | 0 | 4 | 0 | 0 | 0 | 0 |
| ROBBERY | 22 | 2 | 0 | 24 | 1 | 2 | 0 | 3 | 0 | 0 | 0 | 0 |
| AGGRAVATED ASSAULT | 40 | 4 | 0 | 44 | 16 | 0 | 0 | 16 | 7 | 0 | 1 | 8 |
| BURGLARY | 24 | 4 | 0 | 28 | 49 | 7 | 0 | 56 | 8 | 4 | 0 | 12 |
| LARCENY-THEFT | 172 | 58 | 1 | 231 | 109 | 33 | 5 | 147 | 5 | 4 | 1 | 10 |
| AUTO THEFT | 7 | 6 | 0 | 13 | 9 | 0 | 1 | 10 | 0 | 0 | 0 | 0 |
| ARSON | 3 | 0 | 0 | 3 | 3 | 0 | 0 | 3 | 0 | 0 | 0 | 0 |
| TOTAL FOR PART I CRIMES | 286 | 76 | 1 | 363 | 196 | 42 | 6 | 244 | 20 | 8 | 2 | 30 |

| PART II CRIMES | | | | | | | | | | | | |
|--|-------|-----|----|-------|-------|----|----|-------|-----|----|---|-----|
| MANSLAUGHTER BY NEGLIGENCE | 0 | 0 | 0 | 0 | 0 | 0 | 0 | 0 | 0 | 0 | 0 | 0 |
| OTHER ASSAULTS | 135 | 11 | 1 | 147 | 143 | 7 | 0 | 150 | 23 | 2 | 0 | 25 |
| FORGERY & COUNTERFEITING | 56 | 0 | 5 | 61 | 54 | 0 | 0 | 54 | 1 | 0 | 0 | 1 |
| FRAUD | 139 | 0 | 2 | 141 | 170 | 1 | 6 | 177 | 1 | 0 | 0 | 1 |
| EMBEZZLEMENT | 9 | 0 | 0 | 9 | 3 | 0 | 0 | 3 | 0 | 0 | 0 | 0 |
| STOLEN PROPERTY: BUYING, RECEIVING, POSSESSION | 55 | 4 | 1 | 60 | 14 | 0 | 1 | 15 | 3 | 0 | 0 | 3 |
| VANDALISM | 12 | 8 | 0 | 20 | 17 | 3 | 0 | 20 | 2 | 0 | 1 | 3 |
| WEAPONS: CARRYING, | 13 | 1 | 0 | 14 | 12 | 0 | 0 | 12 | 0 | 0 | 0 | 0 |
| PROSTITUTION & COMMERCIALIZED VICE | 0 | 0 | 0 | 0 | 0 | 0 | 0 | 0 | 0 | 0 | 0 | 0 |
| SEX OFFENSES (EXCEPT RAPE & PROSTITUTION) | 95 | 6 | 0 | 101 | 12 | 0 | 0 | 12 | 4 | 0 | 0 | 4 |
| NARCOTIC DRUG LAWS | 507 | 49 | 43 | 599 | 194 | 8 | 3 | 205 | 18 | 7 | 1 | 26 |
| GAMBLING | 0 | 0 | 0 | 0 | 0 | 0 | 0 | 0 | 0 | 0 | 0 | 0 |
| OFFENSES AGAINST FAMILY | 37 | 0 | 0 | 37 | 56 | 0 | 1 | 57 | 5 | 0 | 0 | 5 |
| DRIVING UNDER THE INFLUENCE | 406 | 4 | 6 | 416 | 151 | 5 | 0 | 156 | 36 | 1 | 4 | 41 |
| LIQUOR LAWS | 16 | 0 | 0 | 16 | 9 | 1 | 0 | 10 | 9 | 4 | 0 | 13 |
| DRUNKENNESS | 383 | 20 | 2 | 405 | 86 | 1 | 2 | 89 | 26 | 4 | 0 | 30 |
| DISORDERLY CONDUCT | 72 | 8 | 1 | 81 | 49 | 1 | 2 | 52 | 25 | 2 | 2 | 29 |
| ALL OTHER OFFENSES (EXCEPT TRAFFIC) | 630 | 21 | 3 | 654 | 412 | 5 | 9 | 426 | 56 | 0 | 0 | 56 |
| CURFEW & LOITERING LAW VIOLATIONS | 0 | 0 | 0 | 0 | 0 | 0 | 0 | 0 | 0 | 0 | 0 | 0 |
| RUNAWAYS | 0 | 2 | 0 | 2 | 0 | 0 | 0 | 0 | 0 | 0 | 0 | 0 |
| TOTAL FOR PART II CRIMES | 2,565 | 134 | 64 | 2,763 | 1,382 | 32 | 24 | 1,438 | 209 | 20 | 8 | 237 |

| | | | | | | | | | | | | |
|---------------------|-------|-----|----|-------|-------|----|----|-------|-----|----|----|-----|
| TOTAL CRIMES | 2,851 | 210 | 65 | 3,126 | 1,578 | 74 | 30 | 1,682 | 229 | 28 | 10 | 267 |
|---------------------|-------|-----|----|-------|-------|----|----|-------|-----|----|----|-----|

2004 TOTAL ARRESTS BY COUNTY-ADULT AND JUVENILE

| PART I CRIMES | BREATHITT | | | | BRECKINRIDGE | | | | BULLITT | | | |
|--------------------------------|-----------|-----|-----|-------|--------------|-----|-----|-------|---------|-----|-----|-------|
| | ADULT | JUV | UNK | TOTAL | ADULT | JUV | UNK | TOTAL | ADULT | JUV | UNK | TOTAL |
| MURDER | 1 | 0 | 0 | 1 | 0 | 0 | 0 | 0 | 1 | 0 | 0 | 1 |
| FORCIBLE RAPE | 5 | 0 | 0 | 5 | 2 | 0 | 0 | 2 | 6 | 2 | 0 | 8 |
| ROBBERY | 0 | 0 | 0 | 0 | 0 | 0 | 0 | 0 | 13 | 0 | 0 | 13 |
| AGGRAVATED ASSAULT | 17 | 0 | 1 | 18 | 9 | 0 | 0 | 9 | 40 | 6 | 0 | 46 |
| BURGLARY | 9 | 0 | 0 | 9 | 14 | 2 | 0 | 16 | 56 | 4 | 0 | 60 |
| LARCENY-THEFT | 46 | 1 | 3 | 50 | 30 | 0 | 0 | 30 | 166 | 10 | 1 | 177 |
| AUTO THEFT | 2 | 0 | 0 | 2 | 6 | 1 | 1 | 8 | 10 | 1 | 0 | 11 |
| ARSON | 0 | 0 | 0 | 0 | 1 | 0 | 0 | 1 | 4 | 0 | 0 | 4 |
| TOTAL FOR PART I CRIMES | 80 | 1 | 4 | 85 | 62 | 3 | 1 | 66 | 296 | 23 | 1 | 320 |

| PART II CRIMES | | | | | | | | | | | | |
|--|-----|----|----|-------|-----|----|----|-------|-------|-----|-----|-------|
| MANSLAUGHTER BY NEGLIGENCE | 1 | 0 | 0 | 1 | 0 | 0 | 0 | 0 | 0 | 0 | 0 | 0 |
| OTHER ASSAULTS | 105 | 5 | 5 | 115 | 70 | 1 | 3 | 74 | 385 | 22 | 5 | 412 |
| FORGERY & COUNTERFEITING | 16 | 0 | 4 | 20 | 17 | 1 | 1 | 19 | 160 | 0 | 0 | 160 |
| FRAUD | 19 | 0 | 2 | 21 | 350 | 0 | 29 | 379 | 458 | 0 | 46 | 504 |
| EMBEZZLEMENT | 2 | 0 | 0 | 2 | 10 | 0 | 1 | 11 | 4 | 0 | 0 | 4 |
| STOLEN PROPERTY: BUYING, RECEIVING, POSSESSION | 8 | 0 | 0 | 8 | 14 | 1 | 1 | 16 | 50 | 4 | 0 | 54 |
| VANDALISM | 17 | 20 | 0 | 37 | 12 | 4 | 1 | 17 | 53 | 5 | 3 | 61 |
| WEAPONS: CARRYING, POSSESSION, ETC. | 7 | 0 | 0 | 7 | 14 | 0 | 0 | 14 | 34 | 1 | 0 | 35 |
| PROSTITUTION & COMMERCIALIZED VICE | 0 | 0 | 0 | 0 | 0 | 0 | 0 | 0 | 5 | 0 | 0 | 5 |
| SEX OFFENSES (EXCEPT RAPE & PROSTITUTION) | 0 | 4 | 2 | 6 | 23 | 3 | 0 | 26 | 20 | 2 | 0 | 22 |
| NARCOTIC DRUG LAWS | 140 | 5 | 6 | 151 | 140 | 5 | 6 | 151 | 592 | 28 | 13 | 633 |
| GAMBLING | 0 | 0 | 0 | 0 | 0 | 0 | 0 | 0 | 0 | 0 | 0 | 0 |
| OFFENSES AGAINST FAMILY | 33 | 0 | 0 | 33 | 31 | 0 | 4 | 35 | 90 | 0 | 5 | 95 |
| DRIVING UNDER THE INFLUENCE | 115 | 2 | 1 | 118 | 36 | 1 | 8 | 45 | 277 | 4 | 6 | 287 |
| LIQUOR LAWS | 33 | 0 | 1 | 34 | 10 | 0 | 2 | 12 | 68 | 7 | 1 | 76 |
| DRUNKENNESS | 210 | 3 | 5 | 218 | 64 | 3 | 6 | 73 | 513 | 22 | 6 | 541 |
| DISORDERLY CONDUCT | 48 | 1 | 4 | 53 | 41 | 1 | 5 | 47 | 272 | 14 | 5 | 291 |
| ALL OTHER OFFENSES (EXCEPT TRAFFIC) | 231 | 3 | 5 | 239 | 163 | 8 | 15 | 186 | 714 | 17 | 21 | 752 |
| CURFEW & LOITERING LAW VIOLATIONS | 0 | 0 | 0 | 0 | 0 | 0 | 0 | 0 | 0 | 0 | 0 | 0 |
| RUNAWAYS | 0 | 0 | 0 | 0 | 0 | 0 | 0 | 0 | 0 | 0 | 0 | 0 |
| TOTAL FOR PART II CRIMES | 985 | 43 | 35 | 1,063 | 995 | 28 | 82 | 1,105 | 3,695 | 126 | 111 | 3,932 |

| | | | | | | | | | | | | |
|---------------------|-------|----|----|-------|-------|----|----|-------|-------|-----|-----|-------|
| TOTAL CRIMES | 1,065 | 44 | 39 | 1,148 | 1,057 | 31 | 83 | 1,171 | 3,991 | 149 | 112 | 4,252 |
|---------------------|-------|----|----|-------|-------|----|----|-------|-------|-----|-----|-------|

2004 TOTAL ARRESTS BY COUNTY-ADULT AND JUVENILE

| PART I CRIMES | BUTLER | | | | CALDWELL | | | | CALLOWAY | | | |
|--------------------------------|--------|-----|-----|-------|----------|-----|-----|-------|----------|-----|-----|-------|
| | ADULT | JUV | UNK | TOTAL | ADULT | JUV | UNK | TOTAL | ADULT | JUV | UNK | TOTAL |
| MURDER | 16 | 0 | 0 | 16 | 0 | 0 | 0 | 0 | 19 | 0 | 0 | 19 |
| FORCIBLE RAPE | 1 | 0 | 0 | 1 | 1 | 0 | 0 | 1 | 7 | 1 | 0 | 8 |
| ROBBERY | 0 | 0 | 0 | 0 | 2 | 0 | 0 | 2 | 6 | 0 | 0 | 6 |
| AGGRAVATED ASSAULT | 24 | 2 | 2 | 28 | 7 | 1 | 0 | 8 | 32 | 0 | 0 | 32 |
| BURGLARY | 19 | 0 | 1 | 20 | 14 | 2 | 0 | 16 | 56 | 8 | 1 | 65 |
| LARCENY-THEFT | 15 | 3 | 1 | 19 | 48 | 10 | 0 | 58 | 306 | 19 | 7 | 332 |
| AUTO THEFT | 6 | 0 | 0 | 6 | 4 | 0 | 0 | 4 | 15 | 3 | 0 | 18 |
| ARSON | 18 | 0 | 0 | 18 | 3 | 2 | 0 | 5 | 3 | 0 | 0 | 3 |
| TOTAL FOR PART I CRIMES | 99 | 5 | 4 | 108 | 79 | 15 | 0 | 94 | 444 | 31 | 8 | 483 |

| PART II CRIMES | | | | | | | | | | | | |
|--|-------|----|----|-------|-------|----|----|-------|-------|----|----|-------|
| MANSLAUGHTER BY NEGLIGENCE | 0 | 1 | 0 | 1 | 0 | 0 | 0 | 0 | 0 | 0 | 0 | 0 |
| OTHER ASSAULTS | 57 | 2 | 8 | 67 | 86 | 10 | 0 | 96 | 238 | 3 | 1 | 242 |
| FORGERY & COUNTERFEITING | 20 | 0 | 1 | 21 | 89 | 9 | 0 | 98 | 120 | 0 | 1 | 121 |
| FRAUD | 25 | 1 | 5 | 31 | 162 | 0 | 48 | 210 | 514 | 1 | 8 | 523 |
| EMBEZZLEMENT | 2 | 0 | 0 | 2 | 1 | 0 | 0 | 1 | 9 | 0 | 0 | 9 |
| STOLEN PROPERTY: BUYING, RECEIVING, POSSESSION | 15 | 0 | 0 | 15 | 6 | 0 | 0 | 6 | 39 | 3 | 0 | 42 |
| VANDALISM | 25 | 0 | 0 | 25 | 10 | 5 | 1 | 16 | 42 | 4 | 0 | 46 |
| WEAPONS: CARRYING, POSSESSION, ETC. | 27 | 0 | 0 | 27 | 17 | 0 | 0 | 17 | 14 | 0 | 0 | 14 |
| PROSTITUTION & COMMERCIALIZED VICE | 0 | 0 | 0 | 0 | 0 | 0 | 0 | 0 | 0 | 0 | 0 | 0 |
| SEX OFFENSES (EXCEPT RAPE & PROSTITUTION) | 21 | 0 | 0 | 21 | 11 | 2 | 0 | 13 | 25 | 0 | 0 | 25 |
| NARCOTIC DRUG LAWS | 415 | 3 | 8 | 426 | 290 | 15 | 0 | 305 | 495 | 19 | 6 | 520 |
| GAMBLING | 0 | 0 | 0 | 0 | 3 | 0 | 0 | 3 | 0 | 0 | 0 | 0 |
| OFFENSES AGAINST FAMILY | 53 | 0 | 0 | 53 | 42 | 0 | 0 | 42 | 110 | 1 | 0 | 111 |
| DRIVING UNDER THE INFLUENCE | 68 | 0 | 1 | 69 | 50 | 3 | 2 | 55 | 320 | 3 | 2 | 325 |
| LIQUOR LAWS | 25 | 0 | 1 | 26 | 19 | 1 | 0 | 20 | 46 | 5 | 1 | 52 |
| DRUNKENNESS | 64 | 3 | 4 | 71 | 46 | 4 | 0 | 50 | 174 | 1 | 1 | 176 |
| DISORDERLY CONDUCT | 26 | 0 | 2 | 28 | 28 | 8 | 0 | 36 | 104 | 1 | 0 | 105 |
| ALL OTHER OFFENSES (EXCEPT TRAFFIC) | 165 | 7 | 9 | 181 | 181 | 6 | 6 | 193 | 695 | 3 | 6 | 704 |
| CURFEW & LOITERING LAW VIOLATIONS | 0 | 0 | 0 | 0 | 0 | 0 | 0 | 0 | 0 | 0 | 0 | 0 |
| RUNAWAYS | 0 | 1 | 0 | 1 | 0 | 1 | 0 | 1 | 0 | 1 | 0 | 1 |
| TOTAL FOR PART II CRIMES | 1,008 | 18 | 39 | 1,065 | 1,041 | 64 | 57 | 1,162 | 2,945 | 45 | 26 | 3,016 |

| | | | | | | | | | | | | |
|---------------------|-------|----|----|-------|-------|----|----|-------|-------|----|----|-------|
| TOTAL CRIMES | 1,107 | 23 | 43 | 1,173 | 1,120 | 79 | 57 | 1,256 | 3,389 | 76 | 34 | 3,499 |
|---------------------|-------|----|----|-------|-------|----|----|-------|-------|----|----|-------|

2004 TOTAL ARRESTS BY COUNTY-ADULT AND JUVENILE

| PART I CRIMES | CAMPBELL | | | | CARLISLE | | | | CARROLL | | | |
|--------------------------------|----------|-----|-----|-------|----------|-----|-----|-------|---------|-----|-----|-------|
| | ADULT | JUV | UNK | TOTAL | ADULT | JUV | UNK | TOTAL | ADULT | JUV | UNK | TOTAL |
| MURDER | 7 | 0 | 0 | 7 | 0 | 0 | 0 | 0 | 0 | 0 | 0 | 0 |
| FORCIBLE RAPE | 8 | 1 | 0 | 9 | 0 | 0 | 0 | 0 | 1 | 0 | 0 | 1 |
| ROBBERY | 13 | 9 | 1 | 23 | 0 | 0 | 0 | 0 | 0 | 0 | 0 | 0 |
| AGGRAVATED ASSAULT | 38 | 9 | 0 | 47 | 6 | 1 | 1 | 8 | 8 | 0 | 0 | 8 |
| BURGLARY | 62 | 22 | 0 | 84 | 3 | 10 | 1 | 14 | 5 | 0 | 0 | 5 |
| LARCENY-THEFT | 264 | 74 | 5 | 343 | 5 | 8 | 1 | 14 | 25 | 6 | 1 | 32 |
| AUTO THEFT | 6 | 4 | 0 | 10 | 0 | 0 | 0 | 0 | 3 | 1 | 0 | 4 |
| ARSON | 3 | 3 | 0 | 6 | 0 | 0 | 0 | 0 | 3 | 0 | 0 | 3 |
| TOTAL FOR PART I CRIMES | 401 | 122 | 6 | 529 | 14 | 19 | 3 | 36 | 45 | 7 | 1 | 53 |

| PART II CRIMES | | | | | | | | | | | | | |
|--|-------|-----|----|-------|-----|----|----|-----|-------|----|----|-------|---|
| MANSLAUGHTER BY NEGLIGENCE | 0 | 0 | 0 | 0 | 0 | 0 | 0 | 0 | 0 | 1 | 0 | 0 | 1 |
| OTHER ASSAULTS | 336 | 71 | 8 | 415 | 14 | 1 | 0 | 15 | 48 | 6 | 0 | 54 | |
| FORGERY & COUNTERFEITING | 89 | 0 | 0 | 89 | 2 | 4 | 1 | 7 | 15 | 1 | 2 | 18 | |
| FRAUD | 196 | 3 | 11 | 210 | 12 | 0 | 4 | 16 | 2 | 0 | 0 | 2 | |
| EMBEZZLEMENT | 3 | 0 | 0 | 3 | 0 | 0 | 0 | 0 | 0 | 0 | 0 | 0 | |
| STOLEN PROPERTY: BUYING, RECEIVING, POSSESSION | 59 | 20 | 3 | 82 | 2 | 0 | 0 | 2 | 2 | 0 | 0 | 2 | |
| VANDALISM | 47 | 34 | 0 | 81 | 10 | 0 | 0 | 10 | 16 | 4 | 0 | 20 | |
| WEAPONS: CARRYING, POSSESSION, ETC. | 48 | 6 | 0 | 54 | 7 | 0 | 0 | 7 | 6 | 2 | 0 | 8 | |
| PROSTITUTION & COMMERCIALIZED VICE | 14 | 0 | 0 | 14 | 0 | 0 | 0 | 0 | 0 | 0 | 0 | 0 | |
| SEX OFFENSES (EXCEPT RAPE & PROSTITUTION) | 14 | 1 | 0 | 15 | 0 | 0 | 0 | 0 | 6 | 2 | 1 | 9 | |
| NARCOTIC DRUG LAWS | 982 | 131 | 10 | 1,123 | 58 | 7 | 0 | 65 | 190 | 19 | 1 | 210 | |
| GAMBLING | 0 | 0 | 0 | 0 | 0 | 0 | 0 | 0 | 0 | 0 | 0 | 0 | |
| OFFENSES AGAINST FAMILY | 101 | 1 | 0 | 102 | 3 | 0 | 2 | 5 | 4 | 0 | 1 | 5 | |
| DRIVING UNDER THE INFLUENCE | 309 | 1 | 3 | 313 | 13 | 0 | 0 | 13 | 175 | 1 | 2 | 178 | |
| LIQUOR LAWS | 137 | 24 | 2 | 163 | 3 | 0 | 3 | 6 | 29 | 5 | 1 | 35 | |
| DRUNKENNESS | 537 | 46 | 10 | 593 | 7 | 0 | 2 | 9 | 91 | 2 | 1 | 94 | |
| DISORDERLY CONDUCT | 463 | 111 | 8 | 582 | 16 | 2 | 2 | 20 | 30 | 13 | 0 | 43 | |
| ALL OTHER OFFENSES (EXCEPT TRAFFIC) | 741 | 208 | 12 | 961 | 22 | 0 | 1 | 23 | 527 | 9 | 8 | 544 | |
| CURFEW & LOITERING LAW VIOLATIONS | 0 | 0 | 0 | 0 | 0 | 0 | 0 | 0 | 0 | 0 | 0 | 0 | |
| RUNAWAYS | 0 | 39 | 0 | 39 | 0 | 0 | 0 | 0 | 0 | 1 | 0 | 1 | |
| TOTAL FOR PART II CRIMES | 4,076 | 696 | 67 | 4,839 | 169 | 14 | 15 | 198 | 1,142 | 65 | 17 | 1,224 | |

| | | | | | | | | | | | | |
|---------------------|-------|-----|----|-------|-----|----|----|-----|-------|----|----|-------|
| TOTAL CRIMES | 4,477 | 818 | 73 | 5,368 | 183 | 33 | 18 | 234 | 1,187 | 72 | 18 | 1,277 |
|---------------------|-------|-----|----|-------|-----|----|----|-----|-------|----|----|-------|

2004 TOTAL ARRESTS BY COUNTY-ADULT AND JUVENILE

| PART I CRIMES | CARTER | | | | CASEY | | | | CHRISTIAN | | | |
|--------------------------------|--------|-----|-----|-------|-------|-----|-----|-------|-----------|-----|-----|-------|
| | ADULT | JUV | UNK | TOTAL | ADULT | JUV | UNK | TOTAL | ADULT | JUV | UNK | TOTAL |
| MURDER | 5 | 2 | 0 | 7 | 1 | 0 | 0 | 1 | 3 | 0 | 0 | 3 |
| FORCIBLE RAPE | 1 | 0 | 0 | 1 | 0 | 0 | 0 | 0 | 10 | 1 | 0 | 11 |
| ROBBERY | 3 | 2 | 0 | 5 | 0 | 0 | 0 | 0 | 43 | 16 | 0 | 59 |
| AGGRAVATED ASSAULT | 4 | 0 | 0 | 4 | 0 | 0 | 0 | 0 | 95 | 54 | 3 | 152 |
| BURGLARY | 19 | 2 | 0 | 21 | 1 | 0 | 0 | 1 | 88 | 25 | 2 | 115 |
| LARCENY-THEFT | 6 | 0 | 0 | 6 | 1 | 0 | 0 | 1 | 385 | 119 | 2 | 506 |
| AUTO THEFT | 1 | 0 | 0 | 1 | 0 | 0 | 0 | 0 | 18 | 4 | 0 | 22 |
| ARSON | 2 | 0 | 0 | 2 | 1 | 0 | 0 | 1 | 6 | 4 | 0 | 10 |
| TOTAL FOR PART I CRIMES | 41 | 6 | 0 | 47 | 4 | 0 | 0 | 4 | 648 | 223 | 7 | 878 |

| PART II CRIMES | | | | | | | | | | | | |
|--|-----|----|----|-----|-----|---|----|-----|--------|-----|-----|--------|
| MANSLAUGHTER BY NEGLIGENCE | 0 | 0 | 0 | 0 | 0 | 0 | 0 | 0 | 0 | 0 | 0 | 0 |
| OTHER ASSAULTS | 32 | 2 | 5 | 39 | 16 | 2 | 4 | 22 | 908 | 129 | 17 | 1,054 |
| FORGERY & COUNTERFEITING | 31 | 0 | 0 | 31 | 5 | 0 | 0 | 5 | 396 | 23 | 0 | 419 |
| FRAUD | 10 | 1 | 0 | 11 | 6 | 0 | 10 | 16 | 723 | 5 | 46 | 774 |
| EMBEZZLEMENT | 1 | 0 | 0 | 1 | 0 | 0 | 0 | 0 | 37 | 0 | 0 | 37 |
| STOLEN PROPERTY: BUYING, RECEIVING, POSSESSION | 8 | 0 | 4 | 12 | 4 | 0 | 0 | 4 | 165 | 20 | 0 | 185 |
| VANDALISM | 7 | 0 | 0 | 7 | 1 | 0 | 0 | 1 | 122 | 28 | 3 | 153 |
| WEAPONS: CARRYING, POSSESSION, ETC. | 5 | 0 | 0 | 5 | 1 | 0 | 0 | 1 | 268 | 11 | 3 | 282 |
| PROSTITUTION & COMMERCIALIZED VICE | 0 | 0 | 0 | 0 | 0 | 0 | 0 | 0 | 3 | 0 | 0 | 3 |
| SEX OFFENSES (EXCEPT RAPE & PROSTITUTION) | 17 | 0 | 0 | 17 | 1 | 1 | 1 | 3 | 82 | 8 | 0 | 90 |
| NARCOTIC DRUG LAWS | 184 | 3 | 6 | 193 | 24 | 0 | 3 | 27 | 1,942 | 147 | 30 | 2,119 |
| GAMBLING | 0 | 0 | 0 | 0 | 0 | 0 | 0 | 0 | 0 | 0 | 0 | 0 |
| OFFENSES AGAINST FAMILY | 8 | 0 | 1 | 9 | 1 | 0 | 0 | 1 | 798 | 11 | 5 | 814 |
| DRIVING UNDER THE INFLUENCE | 184 | 3 | 2 | 189 | 55 | 0 | 6 | 61 | 798 | 10 | 29 | 837 |
| LIQUOR LAWS | 52 | 0 | 2 | 54 | 7 | 0 | 3 | 10 | 210 | 5 | 10 | 225 |
| DRUNKENNESS | 47 | 2 | 1 | 50 | 12 | 0 | 1 | 13 | 1,054 | 38 | 8 | 1,100 |
| DISORDERLY CONDUCT | 11 | 0 | 0 | 11 | 4 | 0 | 1 | 5 | 434 | 151 | 8 | 593 |
| ALL OTHER OFFENSES (EXCEPT TRAFFIC) | 107 | 3 | 2 | 112 | 83 | 0 | 10 | 93 | 2,847 | 222 | 19 | 3,088 |
| CURFEW & LOITERING LAW VIOLATIONS | 0 | 0 | 0 | 0 | 0 | 0 | 0 | 0 | 0 | 0 | 0 | 0 |
| RUNAWAYS | 0 | 0 | 0 | 0 | 0 | 0 | 0 | 0 | 0 | 0 | 0 | 0 |
| TOTAL FOR PART II CRIMES | 704 | 14 | 23 | 741 | 220 | 3 | 39 | 262 | 10,787 | 808 | 178 | 11,773 |

| | | | | | | | | | | | | |
|---------------------|-----|----|----|-----|-----|---|----|-----|--------|-------|-----|--------|
| TOTAL CRIMES | 745 | 20 | 23 | 788 | 224 | 3 | 39 | 266 | 11,435 | 1,031 | 185 | 12,651 |
|---------------------|-----|----|----|-----|-----|---|----|-----|--------|-------|-----|--------|

2004 TOTAL ARRESTS BY COUNTY-ADULT AND JUVENILE

| PART I CRIMES | CLARK | | | | CLAY | | | | CLINTON | | | |
|--------------------------------|-------|-----|-----|-------|-------|-----|-----|-------|---------|-----|-----|-------|
| | ADULT | JUV | UNK | TOTAL | ADULT | JUV | UNK | TOTAL | ADULT | JUV | UNK | TOTAL |
| MURDER | 0 | 0 | 0 | 0 | 26 | 0 | 0 | 26 | 1 | 0 | 0 | 1 |
| FORCIBLE RAPE | 1 | 0 | 0 | 1 | 11 | 0 | 0 | 11 | 2 | 0 | 0 | 2 |
| ROBBERY | 12 | 0 | 0 | 12 | 10 | 0 | 0 | 10 | 1 | 0 | 0 | 1 |
| AGGRAVATED ASSAULT | 13 | 0 | 1 | 14 | 44 | 0 | 0 | 44 | 11 | 1 | 0 | 12 |
| BURGLARY | 23 | 0 | 0 | 23 | 82 | 1 | 1 | 84 | 5 | 0 | 0 | 5 |
| LARCENY-THEFT | 102 | 9 | 4 | 115 | 184 | 9 | 6 | 199 | 10 | 5 | 0 | 15 |
| AUTO THEFT | 6 | 0 | 0 | 6 | 11 | 1 | 0 | 12 | 0 | 0 | 0 | 0 |
| ARSON | 3 | 0 | 0 | 3 | 13 | 0 | 1 | 14 | 0 | 0 | 0 | 0 |
| TOTAL FOR PART I CRIMES | 160 | 9 | 5 | 174 | 381 | 11 | 8 | 400 | 30 | 6 | 0 | 36 |

| PART II CRIMES | | | | | | | | | | | | |
|--|-------|----|----|-------|-------|-----|-----|-------|-----|----|----|-----|
| MANSLAUGHTER BY NEGLIGENCE | 0 | 0 | 0 | 0 | 0 | 0 | 0 | 0 | 0 | 0 | 0 | 0 |
| OTHER ASSAULTS | 128 | 2 | 8 | 138 | 357 | 46 | 25 | 428 | 51 | 1 | 0 | 52 |
| FORGERY & COUNTERFEITING | 78 | 0 | 4 | 82 | 27 | 0 | 1 | 28 | 20 | 0 | 0 | 20 |
| FRAUD | 101 | 0 | 16 | 117 | 45 | 0 | 0 | 45 | 5 | 0 | 0 | 5 |
| EMBEZZLEMENT | 12 | 0 | 0 | 12 | 15 | 0 | 1 | 16 | 0 | 0 | 0 | 0 |
| STOLEN PROPERTY: BUYING, RECEIVING, POSSESSION | 25 | 2 | 2 | 29 | 76 | 0 | 0 | 76 | 10 | 0 | 0 | 10 |
| VANDALISM | 19 | 0 | 1 | 20 | 62 | 11 | 5 | 78 | 11 | 3 | 0 | 14 |
| WEAPONS: CARRYING, POSSESSION, ETC. | 23 | 0 | 0 | 23 | 31 | 0 | 0 | 31 | 6 | 0 | 0 | 6 |
| PROSTITUTION & COMMERCIALIZED VICE | 0 | 0 | 0 | 0 | 4 | 0 | 0 | 4 | 3 | 0 | 0 | 3 |
| SEX OFFENSES (EXCEPT RAPE & PROSTITUTION) | 5 | 0 | 1 | 6 | 19 | 0 | 3 | 22 | 3 | 0 | 0 | 3 |
| NARCOTIC DRUG LAWS | 419 | 0 | 7 | 426 | 686 | 12 | 12 | 710 | 123 | 4 | 3 | 130 |
| GAMBLING | 0 | 0 | 0 | 0 | 0 | 0 | 0 | 0 | 0 | 0 | 0 | 0 |
| OFFENSES AGAINST FAMILY | 53 | 0 | 3 | 56 | 66 | 1 | 0 | 67 | 21 | 0 | 1 | 22 |
| DRIVING UNDER THE INFLUENCE | 98 | 1 | 2 | 101 | 413 | 9 | 7 | 429 | 83 | 0 | 3 | 86 |
| LIQUOR LAWS | 40 | 0 | 0 | 40 | 64 | 2 | 2 | 68 | 20 | 1 | 0 | 21 |
| DRUNKENNESS | 603 | 1 | 14 | 618 | 568 | 9 | 12 | 589 | 105 | 2 | 3 | 110 |
| DISORDERLY CONDUCT | 165 | 1 | 3 | 169 | 171 | 19 | 23 | 213 | 95 | 6 | 2 | 103 |
| ALL OTHER OFFENSES (EXCEPT TRAFFIC) | 284 | 6 | 11 | 301 | 1,131 | 14 | 22 | 1,167 | 140 | 0 | 5 | 145 |
| CURFEW & LOITERING LAW VIOLATIONS | 4 | 0 | 0 | 4 | 0 | 0 | 0 | 0 | 0 | 0 | 0 | 0 |
| RUNAWAYS | 0 | 0 | 0 | 0 | 1 | 0 | 0 | 1 | 0 | 0 | 0 | 0 |
| TOTAL FOR PART II CRIMES | 2,057 | 13 | 72 | 2,142 | 3,736 | 123 | 113 | 3,972 | 696 | 17 | 17 | 730 |

| | | | | | | | | | | | | |
|---------------------|-------|----|----|-------|-------|-----|-----|-------|-----|----|----|-----|
| TOTAL CRIMES | 2,217 | 22 | 77 | 2,316 | 4,117 | 134 | 121 | 4,372 | 726 | 23 | 17 | 766 |
|---------------------|-------|----|----|-------|-------|-----|-----|-------|-----|----|----|-----|

2004 TOTAL ARRESTS BY COUNTY-ADULT AND JUVENILE

| PART I CRIMES | CRITTENDEN | | | | CUMBERLAND | | | | DAVISS | | | |
|--------------------------------|------------|-----|-----|-------|------------|-----|-----|-------|--------|-----|-----|-------|
| | ADULT | JUV | UNK | TOTAL | ADULT | JUV | UNK | TOTAL | ADULT | JUV | UNK | TOTAL |
| MURDER | 5 | 0 | 0 | 5 | 2 | 0 | 0 | 2 | 9 | 3 | 0 | 12 |
| FORCIBLE RAPE | 0 | 0 | 0 | 0 | 0 | 0 | 0 | 0 | 10 | 4 | 0 | 14 |
| ROBBERY | 0 | 0 | 0 | 0 | 0 | 0 | 0 | 0 | 25 | 26 | 0 | 51 |
| AGGRAVATED ASSAULT | 5 | 0 | 0 | 5 | 2 | 0 | 1 | 3 | 52 | 23 | 0 | 75 |
| BURGLARY | 4 | 2 | 0 | 6 | 7 | 0 | 0 | 7 | 104 | 79 | 3 | 186 |
| LARCENY-THEFT | 15 | 7 | 0 | 22 | 11 | 0 | 0 | 11 | 357 | 99 | 2 | 458 |
| AUTO THEFT | 1 | 0 | 0 | 1 | 0 | 0 | 0 | 0 | 27 | 14 | 0 | 41 |
| ARSON | 1 | 0 | 0 | 1 | 1 | 0 | 0 | 1 | 0 | 5 | 0 | 5 |
| TOTAL FOR PART I CRIMES | 31 | 9 | 0 | 40 | 23 | 0 | 1 | 24 | 584 | 253 | 5 | 842 |

| PART II CRIMES | | | | | | | | | | | | |
|--|-----|-----|----|-----|-----|---|---|-----|-------|-----|-----|-------|
| MANSLAUGHTER BY NEGLIGENCE | 0 | 0 | 0 | 0 | 0 | 0 | 0 | 0 | 1 | 0 | 0 | 1 |
| OTHER ASSAULTS | 42 | 2 | 1 | 45 | 23 | 0 | 1 | 24 | 603 | 185 | 4 | 792 |
| FORGERY & COUNTERFEITING | 29 | 1 | 0 | 30 | 2 | 0 | 0 | 2 | 179 | 11 | 2 | 192 |
| FRAUD | 12 | 0 | 1 | 13 | 36 | 0 | 1 | 37 | 544 | 14 | 17 | 575 |
| EMBEZZLEMENT | 0 | 0 | 0 | 0 | 1 | 0 | 0 | 1 | 39 | 10 | 2 | 51 |
| STOLEN PROPERTY: BUYING, RECEIVING, POSSESSION | 9 | 0 | 0 | 9 | 2 | 0 | 0 | 2 | 133 | 40 | 0 | 173 |
| VANDALISM | 9 | 61 | 2 | 72 | 4 | 0 | 1 | 5 | 46 | 55 | 2 | 103 |
| WEAPONS: CARRYING, POSSESSION, ETC. | 5 | 0 | 0 | 5 | 3 | 0 | 0 | 3 | 44 | 8 | 1 | 53 |
| PROSTITUTION & COMMERCIALIZED VICE | 0 | 0 | 0 | 0 | 0 | 0 | 0 | 0 | 1 | 0 | 0 | 1 |
| SEX OFFENSES (EXCEPT RAPE & PROSTITUTION) | 0 | 0 | 0 | 0 | 4 | 0 | 0 | 4 | 49 | 21 | 4 | 74 |
| NARCOTIC DRUG LAWS | 187 | 7 | 1 | 195 | 56 | 0 | 1 | 57 | 1,313 | 111 | 43 | 1,467 |
| GAMBLING | 0 | 0 | 0 | 0 | 0 | 0 | 0 | 0 | 1 | 0 | 0 | 1 |
| OFFENSES AGAINST FAMILY | 9 | 0 | 1 | 10 | 9 | 0 | 0 | 9 | 296 | 2 | 2 | 300 |
| DRIVING UNDER THE INFLUENCE | 50 | 0 | 2 | 52 | 64 | 1 | 0 | 65 | 660 | 5 | 16 | 681 |
| LIQUOR LAWS | 20 | 1 | 0 | 21 | 21 | 2 | 0 | 23 | 75 | 10 | 1 | 86 |
| DRUNKENNESS | 26 | 1 | 0 | 27 | 62 | 0 | 3 | 65 | 985 | 51 | 14 | 1,050 |
| DISORDERLY CONDUCT | 17 | 32 | 3 | 52 | 23 | 0 | 0 | 23 | 414 | 101 | 4 | 519 |
| ALL OTHER OFFENSES (EXCEPT TRAFFIC) | 74 | 6 | 3 | 83 | 51 | 0 | 0 | 51 | 2,320 | 135 | 19 | 2,474 |
| CURFEW & LOITERING LAW VIOLATIONS | 0 | 0 | 0 | 0 | 0 | 0 | 0 | 0 | 0 | 0 | 0 | 0 |
| RUNAWAYS | 0 | 0 | 0 | 0 | 0 | 0 | 0 | 0 | 0 | 57 | 2 | 59 |
| TOTAL FOR PART II CRIMES | 489 | 111 | 14 | 614 | 361 | 3 | 7 | 371 | 7,703 | 816 | 133 | 8,652 |

| | | | | | | | | | | | | |
|---------------------|-----|-----|----|-----|-----|---|---|-----|-------|-------|-----|-------|
| TOTAL CRIMES | 520 | 120 | 14 | 654 | 384 | 3 | 8 | 395 | 8,287 | 1,069 | 138 | 9,494 |
|---------------------|-----|-----|----|-----|-----|---|---|-----|-------|-------|-----|-------|

2004 TOTAL ARRESTS BY COUNTY-ADULT AND JUVENILE

| PART I CRIMES | EDMONSON | | | | ELLIOTT | | | | ESTILL | | | |
|--------------------------------|----------|----------|----------|----------|-----------|----------|----------|-----------|-----------|----------|----------|-----------|
| | ADULT | JUV | UNK | TOTAL | ADULT | JUV | UNK | TOTAL | ADULT | JUV | UNK | TOTAL |
| MURDER | 0 | 0 | 0 | 0 | 1 | 0 | 0 | 1 | 1 | 0 | 0 | 1 |
| FORCIBLE RAPE | 0 | 0 | 0 | 0 | 1 | 0 | 0 | 1 | 5 | 0 | 0 | 5 |
| ROBBERY | 0 | 0 | 0 | 0 | 0 | 0 | 0 | 0 | 0 | 0 | 0 | 0 |
| AGGRAVATED ASSAULT | 1 | 0 | 0 | 1 | 7 | 0 | 0 | 7 | 7 | 2 | 0 | 9 |
| BURGLARY | 0 | 1 | 0 | 1 | 5 | 2 | 0 | 7 | 19 | 0 | 0 | 19 |
| LARCENY-THEFT | 1 | 0 | 0 | 1 | 5 | 0 | 0 | 5 | 20 | 2 | 2 | 24 |
| AUTO THEFT | 1 | 0 | 0 | 1 | 2 | 1 | 0 | 3 | 1 | 5 | 1 | 7 |
| ARSON | 0 | 0 | 0 | 0 | 0 | 0 | 0 | 0 | 2 | 0 | 0 | 2 |
| TOTAL FOR PART I CRIMES | 3 | 1 | 0 | 4 | 21 | 3 | 0 | 24 | 55 | 9 | 3 | 67 |

| PART II CRIMES | | | | | | | | | | | | |
|--|------------|----------|-----------|------------|------------|-----------|-----------|------------|------------|-----------|-----------|------------|
| MANSLAUGHTER BY NEGLIGENCE | 0 | 0 | 0 | 0 | 0 | 0 | 0 | 0 | 0 | 0 | 0 | 0 |
| OTHER ASSAULTS | 9 | 1 | 2 | 12 | 24 | 1 | 1 | 26 | 53 | 9 | 1 | 63 |
| FORGERY & COUNTERFEITING | 19 | 0 | 0 | 19 | 0 | 0 | 0 | 0 | 5 | 0 | 0 | 5 |
| FRAUD | 3 | 0 | 2 | 5 | 25 | 1 | 9 | 35 | 2 | 0 | 1 | 3 |
| EMBEZZLEMENT | 0 | 0 | 0 | 0 | 0 | 0 | 0 | 0 | 0 | 0 | 0 | 0 |
| STOLEN PROPERTY: BUYING, RECEIVING, POSSESSION | 1 | 0 | 0 | 1 | 4 | 0 | 0 | 4 | 8 | 4 | 0 | 12 |
| VANDALISM | 2 | 0 | 0 | 2 | 2 | 1 | 0 | 3 | 2 | 4 | 1 | 7 |
| WEAPONS: CARRYING, POSSESSION, ETC. | 2 | 0 | 0 | 2 | 3 | 0 | 1 | 4 | 10 | 0 | 0 | 10 |
| PROSTITUTION & COMMERCIALIZED VICE | 0 | 0 | 0 | 0 | 0 | 0 | 0 | 0 | 0 | 0 | 0 | 0 |
| SEX OFFENSES (EXCEPT RAPE & PROSTITUTION) | 5 | 0 | 0 | 5 | 10 | 5 | 0 | 15 | 4 | 0 | 0 | 4 |
| NARCOTIC DRUG LAWS | 35 | 0 | 8 | 43 | 105 | 7 | 14 | 126 | 173 | 7 | 6 | 186 |
| GAMBLING | 0 | 0 | 0 | 0 | 0 | 0 | 0 | 0 | 2 | 0 | 0 | 2 |
| OFFENSES AGAINST FAMILY | 2 | 0 | 0 | 2 | 4 | 0 | 0 | 4 | 18 | 0 | 2 | 20 |
| DRIVING UNDER THE INFLUENCE | 17 | 0 | 2 | 19 | 55 | 1 | 7 | 63 | 148 | 1 | 7 | 156 |
| LIQUOR LAWS | 3 | 0 | 1 | 4 | 9 | 0 | 1 | 10 | 30 | 3 | 2 | 35 |
| DRUNKENNESS | 6 | 0 | 1 | 7 | 16 | 3 | 1 | 20 | 170 | 8 | 2 | 180 |
| DISORDERLY CONDUCT | 0 | 0 | 0 | 0 | 2 | 1 | 0 | 3 | 57 | 6 | 1 | 64 |
| ALL OTHER OFFENSES (EXCEPT TRAFFIC) | 57 | 0 | 2 | 59 | 54 | 1 | 3 | 58 | 115 | 1 | 8 | 124 |
| CURFEW & LOITERING LAW VIOLATIONS | 0 | 0 | 0 | 0 | 0 | 0 | 0 | 0 | 0 | 0 | 0 | 0 |
| RUNAWAYS | 0 | 0 | 0 | 0 | 1 | 1 | 0 | 2 | 0 | 0 | 0 | 0 |
| TOTAL FOR PART II CRIMES | 161 | 1 | 18 | 180 | 314 | 22 | 37 | 373 | 797 | 43 | 31 | 871 |

| | | | | | | | | | | | | |
|---------------------|------------|----------|-----------|------------|------------|-----------|-----------|------------|------------|-----------|-----------|------------|
| TOTAL CRIMES | 164 | 2 | 18 | 184 | 335 | 25 | 37 | 397 | 852 | 52 | 34 | 938 |
|---------------------|------------|----------|-----------|------------|------------|-----------|-----------|------------|------------|-----------|-----------|------------|

2004 TOTAL ARRESTS BY COUNTY-ADULT AND JUVENILE

| PART I CRIMES | FAYETTE | | | | FLEMING | | | | FLOYD | | | |
|--------------------------------|---------|-----|-----|-------|---------|-----|-----|-------|-------|-----|-----|-------|
| | ADULT | JUV | UNK | TOTAL | ADULT | JUV | UNK | TOTAL | ADULT | JUV | UNK | TOTAL |
| MURDER | 22 | 5 | 0 | 27 | 0 | 0 | 0 | 0 | 1 | 0 | 0 | 1 |
| FORCIBLE RAPE | 31 | 3 | 1 | 35 | 1 | 0 | 0 | 1 | 0 | 0 | 0 | 0 |
| ROBBERY | 95 | 14 | 11 | 120 | 0 | 0 | 0 | 0 | 4 | 0 | 0 | 4 |
| AGGRAVATED ASSAULT | 69 | 13 | 1 | 83 | 1 | 0 | 0 | 1 | 22 | 0 | 3 | 25 |
| BURGLARY | 120 | 46 | 4 | 170 | 2 | 2 | 0 | 4 | 14 | 0 | 0 | 14 |
| LARCENY-THEFT | 648 | 237 | 56 | 941 | 0 | 0 | 0 | 0 | 116 | 0 | 1 | 117 |
| AUTO THEFT | 1 | 9 | 2 | 12 | 0 | 0 | 0 | 0 | 1 | 2 | 0 | 3 |
| ARSON | 4 | 1 | 0 | 5 | 0 | 0 | 0 | 0 | 1 | 0 | 0 | 1 |
| TOTAL FOR PART I CRIMES | 990 | 328 | 75 | 1,393 | 4 | 2 | 0 | 6 | 159 | 2 | 4 | 165 |

| PART II CRIMES | | | | | | | | | | | | |
|--|--------|-----|-----|--------|-----|---|----|-----|-------|----|----|-------|
| MANSLAUGHTER BY NEGLIGENCE | 0 | 0 | 0 | 0 | 0 | 0 | 0 | 0 | 0 | 0 | 0 | 0 |
| OTHER ASSAULTS | 496 | 46 | 15 | 557 | 9 | 1 | 0 | 10 | 183 | 5 | 3 | 191 |
| FORGERY & COUNTERFEITING | 178 | 5 | 1 | 184 | 14 | 0 | 0 | 14 | 36 | 0 | 4 | 40 |
| FRAUD | 107 | 4 | 3 | 114 | 0 | 0 | 1 | 1 | 22 | 0 | 1 | 23 |
| EMBEZZLEMENT | 0 | 0 | 0 | 0 | 0 | 0 | 0 | 0 | 3 | 0 | 0 | 3 |
| STOLEN PROPERTY: BUYING, RECEIVING, POSSESSION | 201 | 33 | 10 | 244 | 2 | 0 | 0 | 2 | 7 | 0 | 1 | 8 |
| VANDALISM | 29 | 5 | 7 | 41 | 3 | 0 | 0 | 3 | 33 | 1 | 0 | 34 |
| WEAPONS: CARRYING, POSSESSION, ETC. | 65 | 8 | 1 | 74 | 0 | 0 | 0 | 0 | 7 | 0 | 0 | 7 |
| PROSTITUTION & COMMERCIALIZED VICE | 55 | 0 | 0 | 55 | 0 | 0 | 0 | 0 | 0 | 0 | 0 | 0 |
| SEX OFFENSES (EXCEPT RAPE & PROSTITUTION) | 53 | 2 | 9 | 64 | 3 | 0 | 1 | 4 | 10 | 0 | 2 | 12 |
| NARCOTIC DRUG LAWS | 116 | 117 | 29 | 262 | 21 | 0 | 2 | 23 | 258 | 3 | 30 | 291 |
| GAMBLING | 0 | 0 | 0 | 0 | 0 | 0 | 0 | 0 | 0 | 0 | 0 | 0 |
| OFFENSES AGAINST FAMILY | 135 | 7 | 1 | 143 | 1 | 0 | 0 | 1 | 26 | 0 | 1 | 27 |
| DRIVING UNDER THE INFLUENCE | 2,103 | 3 | 2 | 2,108 | 28 | 0 | 5 | 33 | 226 | 8 | 12 | 246 |
| LIQUOR LAWS | 42 | 30 | 6 | 78 | 16 | 0 | 2 | 18 | 45 | 0 | 1 | 46 |
| DRUNKENNESS | 5,444 | 25 | 10 | 5,479 | 10 | 0 | 1 | 11 | 324 | 3 | 11 | 338 |
| DISORDERLY CONDUCT | 454 | 48 | 18 | 520 | 0 | 0 | 0 | 0 | 111 | 3 | 4 | 118 |
| ALL OTHER OFFENSES (EXCEPT TRAFFIC) | 2,163 | 130 | 44 | 2,337 | 99 | 2 | 2 | 103 | 397 | 3 | 26 | 426 |
| CURFEW & LOITERING LAW VIOLATIONS | 0 | 0 | 0 | 0 | 0 | 0 | 0 | 0 | 0 | 0 | 0 | 0 |
| RUNAWAYS | 0 | 1 | 0 | 1 | 0 | 0 | 0 | 0 | 0 | 0 | 0 | 0 |
| TOTAL FOR PART II CRIMES | 11,641 | 464 | 156 | 12,261 | 206 | 3 | 14 | 223 | 1,688 | 26 | 96 | 1,810 |

| | | | | | | | | | | | | |
|---------------------|--------|-----|-----|--------|-----|---|----|-----|-------|----|-----|-------|
| TOTAL CRIMES | 12,631 | 792 | 231 | 13,654 | 210 | 5 | 14 | 229 | 1,847 | 28 | 100 | 1,975 |
|---------------------|--------|-----|-----|--------|-----|---|----|-----|-------|----|-----|-------|

2004 TOTAL ARRESTS BY COUNTY-ADULT AND JUVENILE

| PART I CRIMES | FRANKLIN | | | | FULTON | | | | GALLATIN | | | |
|--------------------------------|----------|-----|-----|-------|--------|-----|-----|-------|----------|-----|-----|-------|
| | ADULT | JUV | UNK | TOTAL | ADULT | JUV | UNK | TOTAL | ADULT | JUV | UNK | TOTAL |
| MURDER | 3 | 0 | 1 | 4 | 3 | 0 | 0 | 3 | 2 | 0 | 0 | 2 |
| FORCIBLE RAPE | 3 | 1 | 0 | 4 | 0 | 0 | 0 | 0 | 0 | 0 | 1 | 1 |
| ROBBERY | 0 | 3 | 1 | 4 | 8 | 0 | 0 | 8 | 0 | 0 | 0 | 0 |
| AGGRAVATED ASSAULT | 28 | 5 | 2 | 35 | 9 | 0 | 0 | 9 | 3 | 0 | 0 | 3 |
| BURGLARY | 51 | 19 | 2 | 72 | 9 | 0 | 0 | 9 | 3 | 1 | 0 | 4 |
| LARCENY-THEFT | 77 | 24 | 2 | 103 | 36 | 0 | 0 | 36 | 2 | 0 | 0 | 2 |
| AUTO THEFT | 12 | 10 | 2 | 24 | 4 | 0 | 0 | 4 | 0 | 1 | 0 | 1 |
| ARSON | 2 | 1 | 0 | 3 | 0 | 0 | 0 | 0 | 0 | 2 | 0 | 2 |
| TOTAL FOR PART I CRIMES | 176 | 63 | 10 | 249 | 69 | 0 | 0 | 69 | 10 | 4 | 1 | 15 |

| PART II CRIMES | | | | | | | | | | | | |
|--|-------|-----|-----|-------|-----|---|----|-----|-----|----|----|-----|
| MANSLAUGHTER BY NEGLIGENCE | 0 | 0 | 0 | 0 | 0 | 0 | 0 | 0 | 0 | 0 | 0 | 0 |
| OTHER ASSAULTS | 197 | 54 | 9 | 260 | 55 | 0 | 3 | 58 | 22 | 1 | 0 | 23 |
| FORGERY & COUNTERFEITING | 80 | 0 | 6 | 86 | 33 | 0 | 0 | 33 | 6 | 0 | 0 | 6 |
| FRAUD | 438 | 1 | 11 | 450 | 230 | 0 | 68 | 298 | 4 | 0 | 1 | 5 |
| EMBEZZLEMENT | 6 | 0 | 0 | 6 | 1 | 0 | 0 | 1 | 0 | 0 | 4 | 4 |
| STOLEN PROPERTY: BUYING, RECEIVING, POSSESSION | 21 | 9 | 3 | 33 | 5 | 0 | 0 | 5 | 0 | 0 | 0 | 0 |
| VANDALISM | 35 | 20 | 2 | 57 | 10 | 0 | 0 | 10 | 6 | 1 | 0 | 7 |
| WEAPONS: CARRYING, POSSESSION, ETC. | 18 | 2 | 0 | 20 | 6 | 0 | 0 | 6 | 6 | 0 | 0 | 6 |
| PROSTITUTION & COMMERCIALIZED VICE | 0 | 0 | 0 | 0 | 0 | 0 | 0 | 0 | 0 | 0 | 0 | 0 |
| SEX OFFENSES (EXCEPT RAPE & PROSTITUTION) | 12 | 3 | 0 | 15 | 6 | 0 | 0 | 6 | 3 | 1 | 2 | 6 |
| NARCOTIC DRUG LAWS | 288 | 35 | 9 | 332 | 162 | 3 | 2 | 167 | 78 | 9 | 1 | 88 |
| GAMBLING | 0 | 0 | 0 | 0 | 0 | 0 | 0 | 0 | 0 | 0 | 0 | 0 |
| OFFENSES AGAINST FAMILY | 99 | 0 | 6 | 105 | 12 | 0 | 2 | 14 | 5 | 0 | 0 | 5 |
| DRIVING UNDER THE INFLUENCE | 178 | 4 | 13 | 195 | 64 | 0 | 1 | 65 | 170 | 4 | 7 | 181 |
| LIQUOR LAWS | 65 | 3 | 11 | 79 | 12 | 0 | 0 | 12 | 46 | 1 | 4 | 51 |
| DRUNKENNESS | 86 | 18 | 9 | 113 | 42 | 0 | 0 | 42 | 92 | 5 | 4 | 101 |
| DISORDERLY CONDUCT | 79 | 22 | 8 | 109 | 22 | 0 | 1 | 23 | 29 | 3 | 0 | 32 |
| ALL OTHER OFFENSES (EXCEPT TRAFFIC) | 806 | 90 | 40 | 936 | 166 | 0 | 1 | 167 | 101 | 2 | 10 | 113 |
| CURFEW & LOITERING LAW VIOLATIONS | 0 | 0 | 0 | 0 | 0 | 0 | 0 | 0 | 0 | 0 | 0 | 0 |
| RUNAWAYS | 0 | 13 | 1 | 14 | 0 | 0 | 0 | 0 | 0 | 0 | 0 | 0 |
| TOTAL FOR PART II CRIMES | 2,408 | 274 | 128 | 2,810 | 826 | 3 | 78 | 907 | 568 | 27 | 33 | 628 |

| | | | | | | | | | | | | |
|---------------------|-------|-----|-----|-------|-----|---|----|-----|-----|----|----|-----|
| TOTAL CRIMES | 2,584 | 337 | 138 | 3,059 | 895 | 3 | 78 | 976 | 578 | 31 | 34 | 643 |
|---------------------|-------|-----|-----|-------|-----|---|----|-----|-----|----|----|-----|

2004 TOTAL ARRESTS BY COUNTY-ADULT AND JUVENILE

| PART I CRIMES | GARRARD | | | | GRANT | | | | GRAVES | | | |
|--------------------------------|---------|-----|-----|-------|-------|-----|-----|-------|--------|-----|-----|-------|
| | ADULT | JUV | UNK | TOTAL | ADULT | JUV | UNK | TOTAL | ADULT | JUV | UNK | TOTAL |
| MURDER | 0 | 0 | 0 | 0 | 0 | 0 | 0 | 0 | 14 | 0 | 0 | 14 |
| FORCIBLE RAPE | 2 | 0 | 0 | 2 | 3 | 0 | 0 | 3 | 13 | 0 | 0 | 13 |
| ROBBERY | 2 | 0 | 0 | 2 | 1 | 0 | 0 | 1 | 12 | 1 | 0 | 13 |
| AGGRAVATED ASSAULT | 6 | 0 | 0 | 6 | 4 | 1 | 0 | 5 | 53 | 2 | 0 | 55 |
| BURGLARY | 11 | 1 | 1 | 13 | 27 | 5 | 0 | 32 | 45 | 10 | 1 | 56 |
| LARCENY-THEFT | 24 | 1 | 1 | 26 | 75 | 16 | 2 | 93 | 148 | 40 | 3 | 191 |
| AUTO THEFT | 1 | 1 | 0 | 2 | 3 | 3 | 1 | 7 | 14 | 3 | 0 | 17 |
| ARSON | 0 | 0 | 0 | 0 | 0 | 0 | 0 | 0 | 2 | 4 | 0 | 6 |
| TOTAL FOR PART I CRIMES | 46 | 3 | 2 | 51 | 113 | 25 | 3 | 141 | 301 | 60 | 4 | 365 |

| PART II CRIMES | | | | | | | | | | | | |
|--|-----|----|----|-----|-------|----|----|-------|-------|-----|-----|-------|
| MANSLAUGHTER BY NEGLIGENCE | 0 | 0 | 0 | 0 | 0 | 0 | 0 | 0 | 2 | 0 | 0 | 2 |
| OTHER ASSAULTS | 90 | 0 | 5 | 95 | 145 | 24 | 2 | 171 | 319 | 20 | 9 | 348 |
| FORGERY & COUNTERFEITING | 14 | 0 | 1 | 15 | 27 | 0 | 1 | 28 | 272 | 0 | 0 | 272 |
| FRAUD | 9 | 0 | 2 | 11 | 67 | 0 | 14 | 81 | 540 | 0 | 18 | 558 |
| EMBEZZLEMENT | 1 | 0 | 0 | 1 | 4 | 0 | 0 | 4 | 23 | 0 | 0 | 23 |
| STOLEN PROPERTY: BUYING, RECEIVING, POSSESSION | 4 | 2 | 0 | 6 | 28 | 3 | 1 | 32 | 55 | 8 | 1 | 64 |
| VANDALISM | 10 | 1 | 2 | 13 | 40 | 6 | 0 | 46 | 30 | 8 | 0 | 38 |
| WEAPONS: CARRYING, POSSESSION, ETC. | 6 | 0 | 1 | 7 | 12 | 0 | 0 | 12 | 45 | 1 | 1 | 47 |
| PROSTITUTION & COMMERCIALIZED VICE | 0 | 0 | 0 | 0 | 1 | 0 | 0 | 1 | 0 | 0 | 0 | 0 |
| SEX OFFENSES (EXCEPT RAPE & PROSTITUTION) | 6 | 0 | 0 | 6 | 17 | 11 | 0 | 28 | 77 | 1 | 2 | 80 |
| NARCOTIC DRUG LAWS | 178 | 12 | 12 | 202 | 224 | 10 | 6 | 240 | 1,023 | 31 | 23 | 1,077 |
| GAMBLING | 0 | 0 | 0 | 0 | 0 | 0 | 0 | 0 | 0 | 0 | 0 | 0 |
| OFFENSES AGAINST FAMILY | 8 | 0 | 0 | 8 | 68 | 0 | 3 | 71 | 170 | 0 | 6 | 176 |
| DRIVING UNDER THE INFLUENCE | 109 | 0 | 5 | 114 | 218 | 1 | 10 | 229 | 258 | 4 | 7 | 269 |
| LIQUOR LAWS | 33 | 2 | 10 | 45 | 33 | 3 | 1 | 37 | 90 | 9 | 5 | 104 |
| DRUNKENNESS | 63 | 5 | 8 | 76 | 103 | 7 | 5 | 115 | 243 | 14 | 12 | 269 |
| DISORDERLY CONDUCT | 40 | 4 | 2 | 46 | 75 | 5 | 1 | 81 | 120 | 12 | 6 | 138 |
| ALL OTHER OFFENSES (EXCEPT TRAFFIC) | 179 | 4 | 13 | 196 | 467 | 13 | 16 | 496 | 844 | 27 | 29 | 900 |
| CURFEW & LOITERING LAW VIOLATIONS | 0 | 0 | 0 | 0 | 0 | 0 | 0 | 0 | 0 | 0 | 0 | 0 |
| RUNAWAYS | 0 | 0 | 0 | 0 | 0 | 1 | 0 | 1 | 0 | 0 | 0 | 0 |
| TOTAL FOR PART II CRIMES | 750 | 30 | 61 | 841 | 1,529 | 84 | 60 | 1,673 | 4,111 | 135 | 119 | 4,365 |

| | | | | | | | | | | | | |
|---------------------|-----|----|----|-----|-------|-----|----|-------|-------|-----|-----|-------|
| TOTAL CRIMES | 796 | 33 | 63 | 892 | 1,642 | 109 | 63 | 1,814 | 4,412 | 195 | 123 | 4,730 |
|---------------------|-----|----|----|-----|-------|-----|----|-------|-------|-----|-----|-------|

2004 TOTAL ARRESTS BY COUNTY-ADULT AND JUVENILE

| PART I CRIMES | GRAYSON | | | | GREEN | | | | GREENUP | | | |
|--------------------------------|---------|-----|-----|-------|-------|-----|-----|-------|---------|-----|-----|-------|
| | ADULT | JUV | UNK | TOTAL | ADULT | JUV | UNK | TOTAL | ADULT | JUV | UNK | TOTAL |
| MURDER | 1 | 0 | 0 | 1 | 0 | 0 | 0 | 0 | 3 | 1 | 0 | 4 |
| FORCIBLE RAPE | 7 | 0 | 0 | 7 | 0 | 0 | 0 | 0 | 0 | 0 | 0 | 0 |
| ROBBERY | 5 | 0 | 0 | 5 | 5 | 0 | 0 | 5 | 0 | 0 | 0 | 0 |
| AGGRAVATED ASSAULT | 11 | 0 | 1 | 12 | 12 | 0 | 1 | 13 | 8 | 1 | 0 | 9 |
| BURGLARY | 41 | 0 | 1 | 42 | 14 | 0 | 0 | 14 | 23 | 0 | 0 | 23 |
| LARCENY-THEFT | 70 | 0 | 1 | 71 | 13 | 0 | 0 | 13 | 16 | 3 | 0 | 19 |
| AUTO THEFT | 3 | 0 | 0 | 3 | 6 | 0 | 0 | 6 | 3 | 0 | 0 | 3 |
| ARSON | 1 | 0 | 1 | 2 | 0 | 0 | 0 | 0 | 0 | 0 | 0 | 0 |
| TOTAL FOR PART I CRIMES | 139 | 0 | 4 | 143 | 50 | 0 | 1 | 51 | 53 | 5 | 0 | 58 |

| PART II CRIMES | | | | | | | | | | | | |
|--|-------|----|----|-------|-----|---|----|-----|-----|----|---|-----|
| MANSLAUGHTER BY NEGLIGENCE | 0 | 0 | 0 | 0 | 0 | 0 | 0 | 0 | 1 | 0 | 0 | 1 |
| OTHER ASSAULTS | 109 | 1 | 1 | 111 | 52 | 0 | 1 | 53 | 37 | 8 | 0 | 45 |
| FORGERY & COUNTERFEITING | 46 | 0 | 0 | 46 | 6 | 0 | 0 | 6 | 1 | 0 | 0 | 1 |
| FRAUD | 504 | 3 | 34 | 541 | 68 | 1 | 8 | 77 | 8 | 0 | 0 | 8 |
| EMBEZZLEMENT | 3 | 0 | 0 | 3 | 4 | 0 | 0 | 4 | 1 | 0 | 0 | 1 |
| STOLEN PROPERTY: BUYING, RECEIVING, POSSESSION | 12 | 1 | 0 | 13 | 1 | 0 | 0 | 1 | 17 | 1 | 0 | 18 |
| VANDALISM | 30 | 0 | 1 | 31 | 16 | 0 | 0 | 16 | 11 | 7 | 0 | 18 |
| WEAPONS: CARRYING, POSSESSION, ETC. | 2 | 0 | 0 | 2 | 1 | 0 | 0 | 1 | 0 | 0 | 0 | 0 |
| PROSTITUTION & COMMERCIALIZED VICE | 0 | 0 | 0 | 0 | 0 | 0 | 0 | 0 | 0 | 0 | 0 | 0 |
| SEX OFFENSES (EXCEPT RAPE & PROSTITUTION) | 12 | 0 | 0 | 12 | 16 | 1 | 0 | 17 | 7 | 0 | 0 | 7 |
| NARCOTIC DRUG LAWS | 149 | 8 | 4 | 161 | 33 | 4 | 0 | 37 | 118 | 4 | 2 | 124 |
| GAMBLING | 0 | 0 | 0 | 0 | 0 | 0 | 0 | 0 | 0 | 0 | 0 | 0 |
| OFFENSES AGAINST FAMILY | 77 | 0 | 1 | 78 | 18 | 0 | 2 | 20 | 6 | 0 | 0 | 6 |
| DRIVING UNDER THE INFLUENCE | 98 | 3 | 3 | 104 | 40 | 0 | 3 | 43 | 109 | 1 | 3 | 113 |
| LIQUOR LAWS | 18 | 1 | 1 | 20 | 9 | 0 | 0 | 9 | 15 | 0 | 0 | 15 |
| DRUNKENNESS | 105 | 0 | 3 | 108 | 8 | 2 | 0 | 10 | 30 | 1 | 0 | 31 |
| DISORDERLY CONDUCT | 56 | 0 | 4 | 60 | 15 | 1 | 0 | 16 | 19 | 1 | 0 | 20 |
| ALL OTHER OFFENSES (EXCEPT TRAFFIC) | 166 | 3 | 10 | 179 | 110 | 0 | 5 | 115 | 71 | 7 | 1 | 79 |
| CURFEW & LOITERING LAW VIOLATIONS | 0 | 0 | 0 | 0 | 0 | 0 | 0 | 0 | 0 | 0 | 0 | 0 |
| RUNAWAYS | 0 | 0 | 0 | 0 | 0 | 0 | 0 | 0 | 0 | 0 | 0 | 0 |
| TOTAL FOR PART II CRIMES | 1,387 | 20 | 62 | 1,469 | 397 | 9 | 19 | 425 | 451 | 30 | 6 | 487 |

| | | | | | | | | | | | | |
|---------------------|-------|----|----|-------|-----|---|----|-----|-----|----|---|-----|
| TOTAL CRIMES | 1,526 | 20 | 66 | 1,612 | 447 | 9 | 20 | 476 | 504 | 35 | 6 | 545 |
|---------------------|-------|----|----|-------|-----|---|----|-----|-----|----|---|-----|

2004 TOTAL ARRESTS BY COUNTY-ADULT AND JUVENILE

| PART I CRIMES | HANCOCK | | | | HARDIN | | | | HARLAN | | | |
|--------------------------------|---------|-----|-----|-------|--------|-----|-----|-------|--------|-----|-----|-------|
| | ADULT | JUV | UNK | TOTAL | ADULT | JUV | UNK | TOTAL | ADULT | JUV | UNK | TOTAL |
| MURDER | 0 | 0 | 0 | 0 | 6 | 0 | 0 | 6 | 3 | 0 | 0 | 3 |
| FORCIBLE RAPE | 6 | 0 | 0 | 6 | 25 | 19 | 4 | 48 | 2 | 0 | 0 | 2 |
| ROBBERY | 0 | 0 | 0 | 0 | 126 | 25 | 0 | 151 | 7 | 0 | 0 | 7 |
| AGGRAVATED ASSAULT | 4 | 0 | 0 | 4 | 101 | 55 | 0 | 156 | 36 | 8 | 1 | 45 |
| BURGLARY | 7 | 0 | 0 | 7 | 111 | 39 | 0 | 150 | 37 | 6 | 0 | 43 |
| LARCENY-THEFT | 12 | 2 | 0 | 14 | 297 | 71 | 1 | 369 | 166 | 12 | 5 | 183 |
| AUTO THEFT | 0 | 0 | 0 | 0 | 13 | 2 | 1 | 16 | 9 | 2 | 0 | 11 |
| ARSON | 5 | 0 | 0 | 5 | 3 | 2 | 0 | 5 | 1 | 1 | 0 | 2 |
| TOTAL FOR PART I CRIMES | 34 | 2 | 0 | 36 | 682 | 213 | 6 | 901 | 261 | 29 | 6 | 296 |

| PART II CRIMES | | | | | | | | | | | | |
|--|-----|----|----|-----|-------|-----|-----|-------|-------|-----|----|-------|
| MANSLAUGHTER BY NEGLIGENCE | 0 | 0 | 0 | 0 | 0 | 0 | 0 | 0 | 0 | 0 | 0 | 0 |
| OTHER ASSAULTS | 39 | 0 | 2 | 41 | 433 | 70 | 13 | 516 | 323 | 19 | 15 | 357 |
| FORGERY & COUNTERFEITING | 4 | 0 | 0 | 4 | 193 | 36 | 2 | 231 | 74 | 0 | 1 | 75 |
| FRAUD | 24 | 0 | 5 | 29 | 3,085 | 24 | 214 | 3,323 | 646 | 1 | 16 | 663 |
| EMBEZZLEMENT | 0 | 0 | 0 | 0 | 7 | 0 | 0 | 7 | 20 | 0 | 0 | 20 |
| STOLEN PROPERTY: BUYING, RECEIVING, POSSESSION | 4 | 0 | 0 | 4 | 123 | 29 | 1 | 153 | 77 | 3 | 0 | 80 |
| VANDALISM | 7 | 0 | 0 | 7 | 94 | 25 | 2 | 121 | 60 | 9 | 2 | 71 |
| WEAPONS: CARRYING, POSSESSION, ETC. | 9 | 0 | 0 | 9 | 84 | 22 | 2 | 108 | 14 | 1 | 0 | 15 |
| PROSTITUTION & COMMERCIALIZED VICE | 0 | 0 | 0 | 0 | 0 | 0 | 0 | 0 | 2 | 0 | 0 | 2 |
| SEX OFFENSES (EXCEPT RAPE & PROSTITUTION) | 2 | 3 | 0 | 5 | 104 | 18 | 2 | 124 | 3 | 1 | 0 | 4 |
| NARCOTIC DRUG LAWS | 121 | 13 | 2 | 136 | 1,051 | 109 | 30 | 1,190 | 530 | 10 | 13 | 553 |
| GAMBLING | 0 | 0 | 0 | 0 | 0 | 0 | 0 | 0 | 0 | 0 | 0 | 0 |
| OFFENSES AGAINST FAMILY | 29 | 0 | 1 | 30 | 178 | 11 | 1 | 190 | 43 | 0 | 0 | 43 |
| DRIVING UNDER THE INFLUENCE | 27 | 2 | 1 | 30 | 711 | 11 | 24 | 746 | 244 | 3 | 15 | 262 |
| LIQUOR LAWS | 14 | 5 | 1 | 20 | 146 | 7 | 9 | 162 | 21 | 2 | 3 | 26 |
| DRUNKENNESS | 23 | 0 | 0 | 23 | 361 | 12 | 5 | 378 | 371 | 23 | 11 | 405 |
| DISORDERLY CONDUCT | 11 | 0 | 0 | 11 | 223 | 26 | 1 | 250 | 171 | 26 | 6 | 203 |
| ALL OTHER OFFENSES (EXCEPT TRAFFIC) | 82 | 2 | 5 | 89 | 2,105 | 122 | 42 | 2,269 | 1,027 | 11 | 16 | 1,054 |
| CURFEW & LOITERING LAW VIOLATIONS | 0 | 0 | 0 | 0 | 6 | 4 | 0 | 10 | 0 | 0 | 0 | 0 |
| RUNAWAYS | 0 | 0 | 0 | 0 | 81 | 32 | 0 | 113 | 0 | 0 | 0 | 0 |
| TOTAL FOR PART II CRIMES | 396 | 25 | 17 | 438 | 8,985 | 558 | 348 | 9,891 | 3,626 | 109 | 98 | 3,833 |

| | | | | | | | | | | | | |
|---------------------|-----|----|----|-----|-------|-----|-----|--------|-------|-----|-----|-------|
| TOTAL CRIMES | 430 | 27 | 17 | 474 | 9,667 | 771 | 354 | 10,792 | 3,887 | 138 | 104 | 4,129 |
|---------------------|-----|----|----|-----|-------|-----|-----|--------|-------|-----|-----|-------|

2004 TOTAL ARRESTS BY COUNTY-ADULT AND JUVENILE

| PART I CRIMES | HARRISON | | | | HART | | | | HENDERSON | | | |
|--------------------------------|----------|-----|-----|-------|-------|-----|-----|-------|-----------|-----|-----|-------|
| | ADULT | JUV | UNK | TOTAL | ADULT | JUV | UNK | TOTAL | ADULT | JUV | UNK | TOTAL |
| MURDER | 1 | 0 | 0 | 1 | 6 | 0 | 0 | 6 | 0 | 1 | 0 | 1 |
| FORCIBLE RAPE | 1 | 0 | 0 | 1 | 3 | 0 | 0 | 3 | 2 | 0 | 0 | 2 |
| ROBBERY | 5 | 0 | 1 | 6 | 7 | 0 | 0 | 7 | 0 | 0 | 0 | 0 |
| AGGRAVATED ASSAULT | 10 | 0 | 0 | 10 | 32 | 3 | 2 | 37 | 2 | 0 | 0 | 2 |
| BURGLARY | 6 | 0 | 0 | 6 | 22 | 0 | 0 | 22 | 8 | 1 | 0 | 9 |
| LARCENY-THEFT | 20 | 0 | 1 | 21 | 30 | 3 | 0 | 33 | 4 | 2 | 1 | 7 |
| AUTO THEFT | 7 | 0 | 0 | 7 | 10 | 2 | 0 | 12 | 0 | 1 | 1 | 2 |
| ARSON | 1 | 3 | 0 | 4 | 1 | 0 | 0 | 1 | 0 | 0 | 0 | 0 |
| TOTAL FOR PART I CRIMES | 51 | 3 | 2 | 56 | 111 | 8 | 2 | 121 | 16 | 5 | 2 | 23 |

| PART II CRIMES | | | | | | | | | | | | |
|--|-------|----|----|-------|-------|----|-----|-------|-----|-----|----|-----|
| MANSLAUGHTER BY NEGLIGENCE | 1 | 0 | 0 | 1 | 2 | 0 | 0 | 2 | 0 | 0 | 0 | 0 |
| OTHER ASSAULTS | 111 | 10 | 5 | 126 | 101 | 1 | 2 | 104 | 13 | 24 | 4 | 41 |
| FORGERY & COUNTERFEITING | 27 | 0 | 7 | 34 | 42 | 2 | 1 | 45 | 1 | 0 | 0 | 1 |
| FRAUD | 243 | 2 | 6 | 251 | 328 | 0 | 102 | 430 | 31 | 0 | 3 | 34 |
| EMBEZZLEMENT | 1 | 0 | 0 | 1 | 23 | 0 | 0 | 23 | 0 | 0 | 0 | 0 |
| STOLEN PROPERTY: BUYING, RECEIVING, POSSESSION | 21 | 0 | 1 | 22 | 17 | 2 | 1 | 20 | 2 | 1 | 1 | 4 |
| VANDALISM | 14 | 7 | 0 | 21 | 20 | 0 | 0 | 20 | 2 | 1 | 0 | 3 |
| WEAPONS: CARRYING, POSSESSION, ETC. | 7 | 0 | 0 | 7 | 13 | 0 | 0 | 13 | 1 | 0 | 0 | 1 |
| PROSTITUTION & COMMERCIALIZED VICE | 0 | 0 | 0 | 0 | 0 | 0 | 0 | 0 | 0 | 0 | 0 | 0 |
| SEX OFFENSES (EXCEPT RAPE & PROSTITUTION) | 6 | 4 | 1 | 11 | 9 | 0 | 1 | 10 | 2 | 5 | 0 | 7 |
| NARCOTIC DRUG LAWS | 139 | 5 | 3 | 147 | 334 | 5 | 8 | 347 | 390 | 53 | 13 | 456 |
| GAMBLING | 0 | 0 | 0 | 0 | 0 | 0 | 0 | 0 | 0 | 0 | 0 | 0 |
| OFFENSES AGAINST FAMILY | 76 | 0 | 0 | 76 | 38 | 0 | 3 | 41 | 10 | 0 | 2 | 12 |
| DRIVING UNDER THE INFLUENCE | 96 | 1 | 3 | 100 | 80 | 2 | 2 | 84 | 163 | 3 | 18 | 184 |
| LIQUOR LAWS | 30 | 1 | 3 | 34 | 20 | 0 | 0 | 20 | 51 | 3 | 9 | 63 |
| DRUNKENNESS | 113 | 2 | 11 | 126 | 108 | 1 | 5 | 114 | 28 | 4 | 1 | 33 |
| DISORDERLY CONDUCT | 35 | 2 | 1 | 38 | 52 | 0 | 6 | 58 | 14 | 5 | 2 | 21 |
| ALL OTHER OFFENSES (EXCEPT TRAFFIC) | 309 | 7 | 17 | 333 | 512 | 4 | 19 | 535 | 77 | 21 | 7 | 105 |
| CURFEW & LOITERING LAW VIOLATIONS | 0 | 0 | 0 | 0 | 0 | 0 | 0 | 0 | 0 | 0 | 0 | 0 |
| RUNAWAYS | 0 | 0 | 0 | 0 | 0 | 0 | 0 | 0 | 0 | 4 | 2 | 6 |
| TOTAL FOR PART II CRIMES | 1,229 | 41 | 58 | 1,328 | 1,699 | 17 | 150 | 1,866 | 785 | 124 | 62 | 971 |
| TOTAL CRIMES | 1,280 | 44 | 60 | 1,384 | 1,810 | 25 | 152 | 1,987 | 801 | 129 | 64 | 994 |

2004 TOTAL ARRESTS BY COUNTY-ADULT AND JUVENILE

| PART I CRIMES | HENRY | | | | HICKMAN | | | | HOPKINS | | | |
|--------------------------------|-------|-----|-----|-------|---------|-----|-----|-------|---------|-----|-----|-------|
| | ADULT | JUV | UNK | TOTAL | ADULT | JUV | UNK | TOTAL | ADULT | JUV | UNK | TOTAL |
| MURDER | 1 | 0 | 0 | 1 | 1 | 0 | 0 | 1 | 1 | 0 | 0 | 1 |
| FORCIBLE RAPE | 4 | 0 | 0 | 4 | 0 | 0 | 0 | 0 | 13 | 1 | 0 | 14 |
| ROBBERY | 2 | 1 | 1 | 4 | 0 | 0 | 0 | 0 | 1 | 2 | 0 | 3 |
| AGGRAVATED ASSAULT | 6 | 0 | 0 | 6 | 1 | 0 | 0 | 1 | 33 | 23 | 1 | 57 |
| BURGLARY | 4 | 2 | 0 | 6 | 0 | 0 | 0 | 0 | 42 | 22 | 1 | 65 |
| LARCENY-THEFT | 5 | 1 | 0 | 6 | 0 | 1 | 0 | 1 | 113 | 104 | 0 | 217 |
| AUTO THEFT | 3 | 1 | 0 | 4 | 0 | 0 | 0 | 0 | 22 | 12 | 0 | 34 |
| ARSON | 1 | 0 | 0 | 1 | 0 | 0 | 0 | 0 | 2 | 0 | 0 | 2 |
| TOTAL FOR PART I CRIMES | 26 | 5 | 1 | 32 | 2 | 1 | 0 | 3 | 227 | 164 | 2 | 393 |

| PART II CRIMES | | | | | | | | | | | | |
|--|-----|----|----|-----|----|---|----|----|-------|-----|-----|-------|
| MANSLAUGHTER BY NEGLIGENCE | 0 | 0 | 0 | 0 | 0 | 0 | 0 | 0 | 0 | 0 | 0 | 0 |
| OTHER ASSAULTS | 97 | 4 | 2 | 103 | 8 | 0 | 2 | 10 | 282 | 86 | 0 | 368 |
| FORGERY & COUNTERFEITING | 14 | 0 | 0 | 14 | 0 | 0 | 0 | 0 | 271 | 15 | 0 | 286 |
| FRAUD | 63 | 0 | 0 | 63 | 0 | 0 | 0 | 0 | 1,338 | 7 | 69 | 1,414 |
| EMBEZZLEMENT | 3 | 0 | 0 | 3 | 0 | 0 | 0 | 0 | 8 | 0 | 0 | 8 |
| STOLEN PROPERTY: BUYING, RECEIVING, POSSESSION | 2 | 0 | 0 | 2 | 0 | 0 | 0 | 0 | 52 | 8 | 1 | 61 |
| VANDALISM | 5 | 5 | 0 | 10 | 0 | 0 | 0 | 0 | 66 | 82 | 1 | 149 |
| WEAPONS: CARRYING, POSSESSION, ETC. | 6 | 0 | 0 | 6 | 1 | 0 | 0 | 1 | 44 | 2 | 0 | 46 |
| PROSTITUTION & COMMERCIALIZED VICE | 0 | 0 | 0 | 0 | 0 | 0 | 0 | 0 | 0 | 0 | 0 | 0 |
| SEX OFFENSES (EXCEPT RAPE & PROSTITUTION) | 16 | 2 | 1 | 19 | 0 | 0 | 0 | 0 | 38 | 16 | 2 | 56 |
| NARCOTIC DRUG LAWS | 127 | 4 | 6 | 137 | 11 | 2 | 1 | 14 | 585 | 68 | 13 | 666 |
| GAMBLING | 0 | 0 | 0 | 0 | 0 | 0 | 0 | 0 | 0 | 0 | 0 | 0 |
| OFFENSES AGAINST FAMILY | 19 | 0 | 2 | 21 | 1 | 0 | 0 | 1 | 152 | 0 | 2 | 154 |
| DRIVING UNDER THE INFLUENCE | 113 | 4 | 0 | 117 | 13 | 0 | 4 | 17 | 311 | 9 | 3 | 323 |
| LIQUOR LAWS | 48 | 0 | 2 | 50 | 9 | 2 | 6 | 17 | 121 | 7 | 1 | 129 |
| DRUNKENNESS | 29 | 4 | 1 | 34 | 1 | 0 | 0 | 1 | 241 | 9 | 0 | 250 |
| DISORDERLY CONDUCT | 18 | 0 | 0 | 18 | 1 | 0 | 0 | 1 | 354 | 50 | 1 | 405 |
| ALL OTHER OFFENSES (EXCEPT TRAFFIC) | 316 | 3 | 6 | 325 | 12 | 0 | 0 | 12 | 2,176 | 59 | 7 | 2,242 |
| CURFEW & LOITERING LAW VIOLATIONS | 0 | 0 | 0 | 0 | 1 | 0 | 0 | 1 | 0 | 0 | 0 | 0 |
| RUNAWAYS | 0 | 0 | 0 | 0 | 0 | 0 | 0 | 0 | 0 | 0 | 0 | 0 |
| TOTAL FOR PART II CRIMES | 876 | 26 | 20 | 922 | 58 | 4 | 13 | 75 | 6,039 | 418 | 100 | 6,557 |

| | | | | | | | | | | | | |
|---------------------|-----|----|----|-----|----|---|----|----|-------|-----|-----|-------|
| TOTAL CRIMES | 902 | 31 | 21 | 954 | 60 | 5 | 13 | 78 | 6,266 | 582 | 102 | 6,950 |
|---------------------|-----|----|----|-----|----|---|----|----|-------|-----|-----|-------|

2004 TOTAL ARRESTS BY COUNTY-ADULT AND JUVENILE

| PART I CRIMES | JACKSON | | | | JEFFERSON | | | | JESSAMINE | | | |
|--------------------------------|---------|-----|-----|-------|-----------|-------|-----|-------|-----------|-----|-----|-------|
| | ADULT | JUV | UNK | TOTAL | ADULT | JUV | UNK | TOTAL | ADULT | JUV | UNK | TOTAL |
| MURDER | 1 | 0 | 0 | 1 | 30 | 5 | 0 | 35 | 2 | 0 | 0 | 2 |
| FORCIBLE RAPE | 1 | 0 | 0 | 1 | 59 | 19 | 0 | 78 | 7 | 0 | 0 | 7 |
| ROBBERY | 0 | 0 | 1 | 1 | 265 | 93 | 0 | 358 | 16 | 0 | 0 | 16 |
| AGGRAVATED ASSAULT | 4 | 0 | 0 | 4 | 391 | 225 | 0 | 616 | 45 | 1 | 2 | 48 |
| BURGLARY | 1 | 2 | 0 | 3 | 695 | 158 | 0 | 853 | 30 | 1 | 0 | 31 |
| LARCENY-THEFT | 3 | 0 | 1 | 4 | 2,808 | 571 | 1 | 3,380 | 70 | 0 | 4 | 74 |
| AUTO THEFT | 2 | 2 | 0 | 4 | 439 | 44 | 2 | 485 | 15 | 1 | 2 | 18 |
| ARSON | 3 | 0 | 0 | 3 | 6 | 31 | 0 | 37 | 1 | 0 | 0 | 1 |
| TOTAL FOR PART I CRIMES | 15 | 4 | 2 | 21 | 4,693 | 1,146 | 3 | 5,842 | 186 | 3 | 8 | 197 |

| PART II CRIMES | | | | | | | | | | | | |
|--|-----|----|----|-----|--------|-------|----|--------|-------|----|-----|-------|
| MANSLAUGHTER BY NEGLIGENCE | 0 | 0 | 0 | 0 | 0 | 0 | 0 | 0 | 1 | 0 | 0 | 1 |
| OTHER ASSAULTS | 17 | 1 | 4 | 22 | 1,508 | 223 | 3 | 1,734 | 203 | 4 | 32 | 239 |
| FORGERY & COUNTERFEITING | 0 | 0 | 0 | 0 | 293 | 6 | 3 | 302 | 86 | 0 | 4 | 90 |
| FRAUD | 0 | 0 | 0 | 0 | 337 | 17 | 1 | 355 | 163 | 0 | 69 | 232 |
| EMBEZZLEMENT | 0 | 0 | 0 | 0 | 5 | 0 | 1 | 6 | 4 | 0 | 0 | 4 |
| STOLEN PROPERTY: BUYING, RECEIVING, POSSESSION | 4 | 0 | 0 | 4 | 549 | 117 | 0 | 666 | 49 | 0 | 3 | 52 |
| VANDALISM | 3 | 0 | 0 | 3 | 306 | 182 | 2 | 490 | 39 | 0 | 2 | 41 |
| WEAPONS: CARRYING, POSSESSION, ETC. | 5 | 0 | 0 | 5 | 273 | 25 | 0 | 298 | 9 | 0 | 1 | 10 |
| PROSTITUTION & COMMERCIALIZED VICE | 0 | 0 | 0 | 0 | 287 | 52 | 0 | 339 | 0 | 0 | 0 | 0 |
| SEX OFFENSES (EXCEPT RAPE & PROSTITUTION) | 18 | 12 | 1 | 31 | 42 | 49 | 0 | 91 | 34 | 4 | 0 | 38 |
| NARCOTIC DRUG LAWS | 43 | 0 | 5 | 48 | 5,148 | 582 | 9 | 5,739 | 184 | 7 | 3 | 194 |
| GAMBLING | 0 | 0 | 0 | 0 | 2 | 0 | 0 | 2 | 0 | 0 | 0 | 0 |
| OFFENSES AGAINST FAMILY | 8 | 0 | 0 | 8 | 95 | 25 | 2 | 122 | 128 | 0 | 12 | 140 |
| DRIVING UNDER THE INFLUENCE | 30 | 2 | 3 | 35 | 2,032 | 47 | 4 | 2,083 | 94 | 0 | 2 | 96 |
| LIQUOR LAWS | 4 | 1 | 2 | 7 | 469 | 31 | 1 | 501 | 13 | 0 | 2 | 15 |
| DRUNKENNESS | 29 | 0 | 4 | 33 | 2,572 | 48 | 10 | 2,630 | 75 | 1 | 2 | 78 |
| DISORDERLY CONDUCT | 0 | 0 | 0 | 0 | 749 | 191 | 5 | 945 | 49 | 1 | 23 | 73 |
| ALL OTHER OFFENSES (EXCEPT TRAFFIC) | 64 | 2 | 9 | 75 | 3,742 | 507 | 15 | 4,264 | 562 | 8 | 68 | 638 |
| CURFEW & LOITERING LAW VIOLATIONS | 0 | 0 | 0 | 0 | 14 | 10 | 0 | 24 | 0 | 0 | 0 | 0 |
| RUNAWAYS | 0 | 0 | 0 | 0 | 2 | 9 | 0 | 11 | 1 | 4 | 0 | 5 |
| TOTAL FOR PART II CRIMES | 225 | 18 | 28 | 271 | 18,425 | 2,121 | 56 | 20,602 | 1,694 | 29 | 223 | 1,946 |

| | | | | | | | | | | | | |
|---------------------|-----|----|----|-----|--------|-------|----|--------|-------|----|-----|-------|
| TOTAL CRIMES | 240 | 22 | 30 | 292 | 23,118 | 3,267 | 59 | 26,444 | 1,880 | 32 | 231 | 2,143 |
|---------------------|-----|----|----|-----|--------|-------|----|--------|-------|----|-----|-------|

2004 TOTAL ARRESTS BY COUNTY-ADULT AND JUVENILE

| PART I CRIMES | JOHNSON | | | | KENTON | | | | KNOTT | | | |
|--------------------------------|---------|-----|-----|-------|--------|-----|-----|-------|-------|-----|-----|-------|
| | ADULT | JUV | UNK | TOTAL | ADULT | JUV | UNK | TOTAL | ADULT | JUV | UNK | TOTAL |
| MURDER | 12 | 0 | 0 | 12 | 4 | 0 | 0 | 4 | 5 | 0 | 0 | 5 |
| FORCIBLE RAPE | 2 | 0 | 0 | 2 | 4 | 2 | 0 | 6 | 4 | 0 | 0 | 4 |
| ROBBERY | 12 | 0 | 0 | 12 | 56 | 7 | 2 | 65 | 1 | 0 | 0 | 1 |
| AGGRAVATED ASSAULT | 29 | 0 | 1 | 30 | 112 | 9 | 1 | 122 | 14 | 0 | 0 | 14 |
| BURGLARY | 35 | 0 | 10 | 45 | 103 | 13 | 2 | 118 | 27 | 3 | 0 | 30 |
| LARCENY-THEFT | 44 | 0 | 6 | 50 | 347 | 19 | 6 | 372 | 113 | 2 | 10 | 125 |
| AUTO THEFT | 9 | 2 | 0 | 11 | 17 | 5 | 1 | 23 | 8 | 0 | 1 | 9 |
| ARSON | 4 | 0 | 9 | 13 | 5 | 1 | 0 | 6 | 3 | 0 | 0 | 3 |
| TOTAL FOR PART I CRIMES | 147 | 2 | 26 | 175 | 648 | 56 | 12 | 716 | 175 | 5 | 11 | 191 |

| PART II CRIMES | | | | | | | | | | | | |
|--|-------|----|----|-------|-------|-----|-----|-------|-------|----|-----|-------|
| MANSLAUGHTER BY NEGLIGENCE | 0 | 0 | 0 | 0 | 1 | 0 | 0 | 1 | 1 | 0 | 0 | 1 |
| OTHER ASSAULTS | 146 | 0 | 2 | 148 | 586 | 20 | 10 | 616 | 267 | 8 | 21 | 296 |
| FORGERY & COUNTERFEITING | 22 | 0 | 1 | 23 | 88 | 0 | 2 | 90 | 24 | 0 | 2 | 26 |
| FRAUD | 49 | 0 | 1 | 50 | 599 | 2 | 198 | 799 | 68 | 0 | 4 | 72 |
| EMBEZZLEMENT | 5 | 0 | 0 | 5 | 12 | 0 | 3 | 15 | 19 | 0 | 4 | 23 |
| STOLEN PROPERTY: BUYING, RECEIVING, POSSESSION | 30 | 0 | 1 | 31 | 144 | 11 | 0 | 155 | 14 | 0 | 0 | 14 |
| VANDALISM | 21 | 0 | 0 | 21 | 131 | 14 | 1 | 146 | 83 | 4 | 6 | 93 |
| WEAPONS: CARRYING, POSSESSION, ETC. | 11 | 0 | 1 | 12 | 114 | 4 | 0 | 118 | 13 | 0 | 0 | 13 |
| PROSTITUTION & COMMERCIALIZED VICE | 0 | 0 | 0 | 0 | 119 | 0 | 3 | 122 | 0 | 0 | 0 | 0 |
| SEX OFFENSES (EXCEPT RAPE & PROSTITUTION) | 43 | 5 | 0 | 48 | 52 | 5 | 0 | 57 | 35 | 2 | 6 | 43 |
| NARCOTIC DRUG LAWS | 386 | 3 | 6 | 395 | 1,870 | 31 | 15 | 1,916 | 214 | 0 | 9 | 223 |
| GAMBLING | 6 | 0 | 0 | 6 | 2 | 0 | 0 | 2 | 0 | 0 | 0 | 0 |
| OFFENSES AGAINST FAMILY | 68 | 0 | 0 | 68 | 173 | 3 | 9 | 185 | 36 | 0 | 4 | 40 |
| DRIVING UNDER THE INFLUENCE | 124 | 0 | 3 | 127 | 528 | 2 | 7 | 537 | 177 | 1 | 13 | 191 |
| LIQUOR LAWS | 18 | 0 | 0 | 18 | 115 | 13 | 1 | 129 | 46 | 0 | 6 | 52 |
| DRUNKENNESS | 173 | 1 | 6 | 180 | 1,599 | 24 | 34 | 1,657 | 233 | 1 | 11 | 245 |
| DISORDERLY CONDUCT | 70 | 0 | 1 | 71 | 944 | 26 | 25 | 995 | 239 | 3 | 19 | 261 |
| ALL OTHER OFFENSES (EXCEPT TRAFFIC) | 333 | 1 | 9 | 343 | 1,661 | 110 | 51 | 1,822 | 374 | 3 | 23 | 400 |
| CURFEW & LOITERING LAW VIOLATIONS | 0 | 0 | 0 | 0 | 10 | 30 | 0 | 40 | 0 | 0 | 0 | 0 |
| RUNAWAYS | 0 | 1 | 0 | 1 | 1 | 6 | 0 | 7 | 0 | 2 | 0 | 2 |
| TOTAL FOR PART II CRIMES | 1,505 | 11 | 31 | 1,547 | 8,749 | 301 | 359 | 9,409 | 1,843 | 24 | 128 | 1,995 |

| | | | | | | | | | | | | |
|---------------------|-------|----|----|-------|-------|-----|-----|--------|-------|----|-----|-------|
| TOTAL CRIMES | 1,652 | 13 | 57 | 1,722 | 9,397 | 357 | 371 | 10,125 | 2,018 | 29 | 139 | 2,186 |
|---------------------|-------|----|----|-------|-------|-----|-----|--------|-------|----|-----|-------|

2004 TOTAL ARRESTS BY COUNTY-ADULT AND JUVENILE

| PART I CRIMES | KNOX | | | | LARUE | | | | LAUREL | | | |
|--------------------------------|-------|-----|-----|-------|-------|-----|-----|-------|--------|-----|-----|-------|
| | ADULT | JUV | UNK | TOTAL | ADULT | JUV | UNK | TOTAL | ADULT | JUV | UNK | TOTAL |
| MURDER | 0 | 0 | 0 | 0 | 1 | 2 | 0 | 3 | 4 | 0 | 0 | 4 |
| FORCIBLE RAPE | 4 | 0 | 0 | 4 | 0 | 2 | 0 | 2 | 6 | 0 | 0 | 6 |
| ROBBERY | 2 | 0 | 0 | 2 | 0 | 2 | 0 | 2 | 2 | 0 | 0 | 2 |
| AGGRAVATED ASSAULT | 13 | 1 | 0 | 14 | 2 | 0 | 0 | 2 | 19 | 6 | 0 | 25 |
| BURGLARY | 14 | 0 | 0 | 14 | 2 | 2 | 0 | 4 | 14 | 6 | 0 | 20 |
| LARCENY-THEFT | 73 | 13 | 0 | 86 | 3 | 4 | 1 | 8 | 268 | 35 | 6 | 309 |
| AUTO THEFT | 2 | 1 | 0 | 3 | 0 | 0 | 0 | 0 | 7 | 0 | 0 | 7 |
| ARSON | 0 | 1 | 0 | 1 | 0 | 0 | 0 | 0 | 2 | 1 | 0 | 3 |
| TOTAL FOR PART I CRIMES | 108 | 16 | 0 | 124 | 8 | 12 | 1 | 21 | 322 | 48 | 6 | 376 |

| PART II CRIMES | | | | | | | | | | | | |
|--|-------|----|----|-------|-----|----|----|-----|-------|-----|----|-------|
| MANSLAUGHTER BY NEGLIGENCE | 0 | 0 | 0 | 0 | 0 | 0 | 0 | 0 | 1 | 0 | 0 | 1 |
| OTHER ASSAULTS | 88 | 10 | 4 | 102 | 8 | 10 | 0 | 18 | 154 | 24 | 1 | 179 |
| FORGERY & COUNTERFEITING | 30 | 0 | 0 | 30 | 12 | 0 | 0 | 12 | 127 | 0 | 0 | 127 |
| FRAUD | 48 | 0 | 0 | 48 | 133 | 0 | 27 | 160 | 90 | 0 | 7 | 97 |
| EMBEZZLEMENT | 0 | 0 | 0 | 0 | 3 | 0 | 0 | 3 | 1 | 0 | 0 | 1 |
| STOLEN PROPERTY: BUYING, RECEIVING, POSSESSION | 15 | 0 | 0 | 15 | 1 | 0 | 0 | 1 | 33 | 4 | 0 | 37 |
| VANDALISM | 6 | 8 | 0 | 14 | 2 | 2 | 3 | 7 | 40 | 37 | 0 | 77 |
| WEAPONS: CARRYING, POSSESSION, ETC. | 3 | 1 | 0 | 4 | 2 | 0 | 0 | 2 | 32 | 3 | 0 | 35 |
| PROSTITUTION & COMMERCIALIZED VICE | 0 | 0 | 0 | 0 | 0 | 0 | 0 | 0 | 1 | 0 | 0 | 1 |
| SEX OFFENSES (EXCEPT RAPE & PROSTITUTION) | 5 | 2 | 0 | 7 | 4 | 1 | 0 | 5 | 4 | 7 | 0 | 11 |
| NARCOTIC DRUG LAWS | 245 | 9 | 10 | 264 | 40 | 4 | 3 | 47 | 409 | 13 | 11 | 433 |
| GAMBLING | 0 | 0 | 0 | 0 | 0 | 0 | 0 | 0 | 3 | 0 | 0 | 3 |
| OFFENSES AGAINST FAMILY | 20 | 0 | 1 | 21 | 12 | 0 | 1 | 13 | 49 | 0 | 2 | 51 |
| DRIVING UNDER THE INFLUENCE | 236 | 2 | 10 | 248 | 21 | 1 | 2 | 24 | 401 | 9 | 9 | 419 |
| LIQUOR LAWS | 17 | 0 | 1 | 18 | 9 | 0 | 0 | 9 | 50 | 6 | 1 | 57 |
| DRUNKENNESS | 125 | 10 | 7 | 142 | 7 | 0 | 2 | 9 | 346 | 28 | 7 | 381 |
| DISORDERLY CONDUCT | 44 | 10 | 3 | 57 | 2 | 2 | 0 | 4 | 96 | 17 | 1 | 114 |
| ALL OTHER OFFENSES (EXCEPT TRAFFIC) | 327 | 4 | 18 | 349 | 104 | 1 | 2 | 107 | 1,026 | 15 | 17 | 1,058 |
| CURFEW & LOITERING LAW VIOLATIONS | 1 | 0 | 0 | 1 | 0 | 0 | 0 | 0 | 1 | 0 | 0 | 1 |
| RUNAWAYS | 0 | 0 | 0 | 0 | 0 | 0 | 0 | 0 | 0 | 0 | 0 | 0 |
| TOTAL FOR PART II CRIMES | 1,210 | 56 | 54 | 1,320 | 360 | 21 | 40 | 421 | 2,864 | 163 | 56 | 3,083 |

| | | | | | | | | | | | | |
|---------------------|-------|----|----|-------|-----|----|----|-----|-------|-----|----|-------|
| TOTAL CRIMES | 1,318 | 72 | 54 | 1,444 | 368 | 33 | 41 | 442 | 3,186 | 211 | 62 | 3,459 |
|---------------------|-------|----|----|-------|-----|----|----|-----|-------|-----|----|-------|

2004 TOTAL ARRESTS BY COUNTY-ADULT AND JUVENILE

| PART I CRIMES | LAWRENCE | | | | LEE | | | | LESLIE | | | |
|--------------------------------|----------|-----|-----|-------|-------|-----|-----|-------|--------|-----|-----|-------|
| | ADULT | JUV | UNK | TOTAL | ADULT | JUV | UNK | TOTAL | ADULT | JUV | UNK | TOTAL |
| MURDER | 1 | 0 | 0 | 1 | 7 | 0 | 0 | 7 | 3 | 1 | 1 | 5 |
| FORCIBLE RAPE | 0 | 0 | 0 | 0 | 0 | 0 | 0 | 0 | 0 | 0 | 0 | 0 |
| ROBBERY | 1 | 0 | 0 | 1 | 0 | 0 | 0 | 0 | 0 | 0 | 0 | 0 |
| AGGRAVATED ASSAULT | 1 | 0 | 0 | 1 | 7 | 0 | 0 | 7 | 16 | 2 | 1 | 19 |
| BURGLARY | 3 | 3 | 0 | 6 | 13 | 0 | 0 | 13 | 16 | 7 | 6 | 29 |
| LARCENY-THEFT | 2 | 0 | 0 | 2 | 11 | 0 | 0 | 11 | 29 | 0 | 10 | 39 |
| AUTO THEFT | 0 | 0 | 0 | 0 | 2 | 0 | 0 | 2 | 0 | 0 | 2 | 2 |
| ARSON | 0 | 6 | 0 | 6 | 2 | 0 | 0 | 2 | 0 | 0 | 0 | 0 |
| TOTAL FOR PART I CRIMES | 8 | 9 | 0 | 17 | 42 | 0 | 0 | 42 | 64 | 10 | 20 | 94 |

| PART II CRIMES | | | | | | | | | | | | |
|--|-----|----|---|-----|-----|----|----|-----|-----|----|-----|-------|
| MANSLAUGHTER BY NEGLIGENCE | 0 | 0 | 0 | 0 | 0 | 0 | 0 | 0 | 0 | 0 | 0 | 0 |
| OTHER ASSAULTS | 17 | 1 | 2 | 20 | 22 | 1 | 2 | 25 | 116 | 12 | 17 | 145 |
| FORGERY & COUNTERFEITING | 0 | 0 | 0 | 0 | 12 | 0 | 0 | 12 | 8 | 0 | 4 | 12 |
| FRAUD | 2 | 0 | 0 | 2 | 19 | 0 | 2 | 21 | 11 | 1 | 8 | 20 |
| EMBEZZLEMENT | 0 | 0 | 0 | 0 | 0 | 0 | 0 | 0 | 2 | 0 | 0 | 2 |
| STOLEN PROPERTY: BUYING, RECEIVING, POSSESSION | 10 | 0 | 0 | 10 | 16 | 0 | 3 | 19 | 7 | 0 | 1 | 8 |
| VANDALISM | 1 | 1 | 0 | 2 | 9 | 0 | 0 | 9 | 12 | 1 | 1 | 14 |
| WEAPONS: CARRYING, POSSESSION, ETC. | 3 | 0 | 0 | 3 | 2 | 0 | 0 | 2 | 13 | 1 | 0 | 14 |
| PROSTITUTION & COMMERCIALIZED VICE | 0 | 0 | 0 | 0 | 0 | 0 | 0 | 0 | 0 | 0 | 0 | 0 |
| SEX OFFENSES (EXCEPT RAPE & PROSTITUTION) | 3 | 4 | 0 | 7 | 4 | 0 | 0 | 4 | 5 | 0 | 5 | 10 |
| NARCOTIC DRUG LAWS | 50 | 3 | 2 | 55 | 66 | 0 | 6 | 72 | 188 | 3 | 43 | 234 |
| GAMBLING | 0 | 0 | 0 | 0 | 0 | 0 | 0 | 0 | 0 | 0 | 0 | 0 |
| OFFENSES AGAINST FAMILY | 4 | 0 | 0 | 4 | 7 | 0 | 0 | 7 | 26 | 0 | 4 | 30 |
| DRIVING UNDER THE INFLUENCE | 31 | 1 | 1 | 33 | 38 | 0 | 5 | 43 | 173 | 6 | 12 | 191 |
| LIQUOR LAWS | 5 | 0 | 0 | 5 | 14 | 0 | 0 | 14 | 22 | 0 | 1 | 23 |
| DRUNKENNESS | 13 | 1 | 1 | 15 | 64 | 2 | 1 | 67 | 113 | 4 | 12 | 129 |
| DISORDERLY CONDUCT | 2 | 0 | 1 | 3 | 17 | 2 | 0 | 19 | 56 | 3 | 12 | 71 |
| ALL OTHER OFFENSES (EXCEPT TRAFFIC) | 58 | 0 | 2 | 60 | 300 | 5 | 14 | 319 | 187 | 3 | 15 | 205 |
| CURFEW & LOITERING LAW VIOLATIONS | 0 | 0 | 0 | 0 | 0 | 0 | 0 | 0 | 0 | 0 | 0 | 0 |
| RUNAWAYS | 0 | 0 | 0 | 0 | 0 | 0 | 0 | 0 | 0 | 1 | 0 | 1 |
| TOTAL FOR PART II CRIMES | 199 | 11 | 9 | 219 | 590 | 10 | 33 | 633 | 939 | 35 | 135 | 1,109 |

| | | | | | | | | | | | | |
|---------------------|-----|----|---|-----|-----|----|----|-----|-------|----|-----|-------|
| TOTAL CRIMES | 207 | 20 | 9 | 236 | 632 | 10 | 33 | 675 | 1,003 | 45 | 155 | 1,203 |
|---------------------|-----|----|---|-----|-----|----|----|-----|-------|----|-----|-------|

2004 TOTAL ARRESTS BY COUNTY-ADULT AND JUVENILE

| PART I CRIMES | LETCHER | | | | LEWIS | | | | LINCOLN | | | |
|--------------------------------|---------|-----|-----|-------|-------|-----|-----|-------|---------|-----|-----|-------|
| | ADULT | JUV | UNK | TOTAL | ADULT | JUV | UNK | TOTAL | ADULT | JUV | UNK | TOTAL |
| MURDER | 5 | 0 | 0 | 5 | 0 | 0 | 0 | 0 | 0 | 0 | 0 | 0 |
| FORCIBLE RAPE | 2 | 1 | 0 | 3 | 2 | 0 | 0 | 2 | 1 | 0 | 0 | 1 |
| ROBBERY | 1 | 0 | 0 | 1 | 0 | 0 | 0 | 0 | 1 | 0 | 0 | 1 |
| AGGRAVATED ASSAULT | 17 | 1 | 0 | 18 | 1 | 0 | 0 | 1 | 4 | 2 | 1 | 7 |
| BURGLARY | 21 | 0 | 1 | 22 | 5 | 0 | 0 | 5 | 3 | 0 | 0 | 3 |
| LARCENY-THEFT | 33 | 1 | 2 | 36 | 7 | 0 | 0 | 7 | 5 | 0 | 0 | 5 |
| AUTO THEFT | 4 | 2 | 0 | 6 | 0 | 0 | 0 | 0 | 2 | 1 | 0 | 3 |
| ARSON | 0 | 0 | 0 | 0 | 0 | 0 | 0 | 0 | 1 | 0 | 0 | 1 |
| TOTAL FOR PART I CRIMES | 83 | 5 | 3 | 91 | 15 | 0 | 0 | 15 | 17 | 3 | 1 | 21 |

| PART II CRIMES | | | | | | | | | | | | |
|--|-----|----|----|-----|-----|----|---|-----|-----|----|----|-----|
| MANSLAUGHTER BY NEGLIGENCE | 0 | 0 | 0 | 0 | 0 | 0 | 0 | 0 | 0 | 0 | 0 | 0 |
| OTHER ASSAULTS | 120 | 6 | 2 | 128 | 27 | 3 | 0 | 30 | 59 | 4 | 3 | 66 |
| FORGERY & COUNTERFEITING | 6 | 0 | 0 | 6 | 0 | 0 | 0 | 0 | 37 | 0 | 0 | 37 |
| FRAUD | 12 | 0 | 0 | 12 | 1 | 0 | 0 | 1 | 3 | 0 | 0 | 3 |
| EMBEZZLEMENT | 0 | 0 | 0 | 0 | 0 | 0 | 0 | 0 | 1 | 0 | 0 | 1 |
| STOLEN PROPERTY: BUYING, RECEIVING, POSSESSION | 7 | 1 | 0 | 8 | 6 | 0 | 0 | 6 | 2 | 0 | 0 | 2 |
| VANDALISM | 19 | 11 | 2 | 32 | 2 | 0 | 0 | 2 | 7 | 2 | 0 | 9 |
| WEAPONS: CARRYING, POSSESSION, ETC. | 5 | 0 | 0 | 5 | 2 | 0 | 0 | 2 | 6 | 0 | 0 | 6 |
| PROSTITUTION & COMMERCIALIZED VICE | 0 | 0 | 0 | 0 | 0 | 0 | 0 | 0 | 0 | 0 | 0 | 0 |
| SEX OFFENSES (EXCEPT RAPE & PROSTITUTION) | 9 | 3 | 0 | 12 | 5 | 0 | 0 | 5 | 5 | 0 | 0 | 5 |
| NARCOTIC DRUG LAWS | 81 | 0 | 4 | 85 | 47 | 1 | 2 | 50 | 54 | 8 | 2 | 64 |
| GAMBLING | 0 | 0 | 0 | 0 | 0 | 0 | 0 | 0 | 0 | 0 | 0 | 0 |
| OFFENSES AGAINST FAMILY | 22 | 0 | 1 | 23 | 5 | 0 | 0 | 5 | 15 | 0 | 0 | 15 |
| DRIVING UNDER THE INFLUENCE | 81 | 1 | 3 | 85 | 48 | 2 | 0 | 50 | 90 | 0 | 6 | 96 |
| LIQUOR LAWS | 9 | 1 | 1 | 11 | 8 | 1 | 0 | 9 | 10 | 0 | 0 | 10 |
| DRUNKENNESS | 139 | 3 | 5 | 147 | 63 | 0 | 0 | 63 | 29 | 1 | 2 | 32 |
| DISORDERLY CONDUCT | 71 | 0 | 3 | 74 | 14 | 1 | 0 | 15 | 13 | 0 | 0 | 13 |
| ALL OTHER OFFENSES (EXCEPT TRAFFIC) | 305 | 8 | 13 | 326 | 34 | 2 | 0 | 36 | 198 | 3 | 10 | 211 |
| CURFEW & LOITERING LAW VIOLATIONS | 0 | 0 | 0 | 0 | 0 | 0 | 0 | 0 | 0 | 0 | 0 | 0 |
| RUNAWAYS | 0 | 0 | 0 | 0 | 0 | 0 | 0 | 0 | 0 | 0 | 0 | 0 |
| TOTAL FOR PART II CRIMES | 886 | 34 | 34 | 954 | 262 | 10 | 2 | 274 | 529 | 18 | 23 | 570 |

| | | | | | | | | | | | | |
|---------------------|-----|----|----|-------|-----|----|---|-----|-----|----|----|-----|
| TOTAL CRIMES | 969 | 39 | 37 | 1,045 | 277 | 10 | 2 | 289 | 546 | 21 | 24 | 591 |
|---------------------|-----|----|----|-------|-----|----|---|-----|-----|----|----|-----|

2004 TOTAL ARRESTS BY COUNTY-ADULT AND JUVENILE

| PART I CRIMES | LIVINGSTON | | | | LOGAN | | | | LYON | | | |
|--------------------------------|------------|-----|-----|-------|-------|-----|-----|-------|-------|-----|-----|-------|
| | ADULT | JUV | UNK | TOTAL | ADULT | JUV | UNK | TOTAL | ADULT | JUV | UNK | TOTAL |
| MURDER | 2 | 0 | 1 | 3 | 7 | 0 | 1 | 8 | 1 | 0 | 0 | 1 |
| FORCIBLE RAPE | 0 | 0 | 0 | 0 | 7 | 0 | 0 | 7 | 1 | 0 | 0 | 1 |
| ROBBERY | 2 | 0 | 0 | 2 | 9 | 0 | 2 | 11 | 0 | 0 | 0 | 0 |
| AGGRAVATED ASSAULT | 2 | 0 | 0 | 2 | 49 | 4 | 2 | 55 | 12 | 0 | 0 | 12 |
| BURGLARY | 9 | 0 | 0 | 9 | 43 | 3 | 0 | 46 | 0 | 0 | 0 | 0 |
| LARCENY-THEFT | 4 | 0 | 0 | 4 | 115 | 7 | 2 | 124 | 6 | 2 | 0 | 8 |
| AUTO THEFT | 0 | 0 | 0 | 0 | 8 | 0 | 1 | 9 | 0 | 0 | 0 | 0 |
| ARSON | 0 | 0 | 0 | 0 | 3 | 0 | 0 | 3 | 0 | 0 | 0 | 0 |
| TOTAL FOR PART I CRIMES | 19 | 0 | 1 | 20 | 241 | 14 | 8 | 263 | 20 | 2 | 0 | 22 |

| PART II CRIMES | | | | | | | | | | | | |
|--|-----|----|----|-----|-------|----|----|-------|-----|----|----|-----|
| MANSLAUGHTER BY NEGLIGENCE | 0 | 0 | 0 | 0 | 1 | 0 | 0 | 1 | 0 | 0 | 0 | 0 |
| OTHER ASSAULTS | 24 | 2 | 1 | 27 | 208 | 11 | 3 | 222 | 24 | 5 | 0 | 29 |
| FORGERY & COUNTERFEITING | 5 | 0 | 0 | 5 | 118 | 0 | 4 | 122 | 26 | 0 | 0 | 26 |
| FRAUD | 19 | 0 | 0 | 19 | 547 | 1 | 20 | 568 | 11 | 0 | 5 | 16 |
| EMBEZZLEMENT | 0 | 0 | 0 | 0 | 0 | 0 | 0 | 0 | 1 | 0 | 0 | 1 |
| STOLEN PROPERTY: BUYING, RECEIVING, POSSESSION | 6 | 0 | 0 | 6 | 25 | 0 | 2 | 27 | 5 | 0 | 0 | 5 |
| VANDALISM | 2 | 2 | 0 | 4 | 40 | 2 | 0 | 42 | 1 | 5 | 0 | 6 |
| WEAPONS: CARRYING, POSSESSION, ETC. | 8 | 0 | 0 | 8 | 22 | 1 | 1 | 24 | 7 | 1 | 0 | 8 |
| PROSTITUTION & COMMERCEVICIALIZED VICE | 0 | 0 | 0 | 0 | 0 | 0 | 0 | 0 | 0 | 0 | 0 | 0 |
| SEX OFFENSES (EXCEPT RAPE & PROSTITUTION) | 4 | 3 | 0 | 7 | 59 | 0 | 0 | 59 | 12 | 0 | 0 | 12 |
| NARCOTIC DRUG LAWS | 105 | 1 | 5 | 111 | 411 | 12 | 4 | 427 | 116 | 3 | 5 | 124 |
| GAMBLING | 0 | 0 | 0 | 0 | 0 | 0 | 0 | 0 | 0 | 0 | 0 | 0 |
| OFFENSES AGAINST FAMILY | 3 | 0 | 0 | 3 | 49 | 0 | 0 | 49 | 21 | 1 | 1 | 23 |
| DRIVING UNDER THE INFLUENCE | 64 | 0 | 0 | 64 | 230 | 4 | 2 | 236 | 120 | 1 | 2 | 123 |
| LIQUOR LAWS | 14 | 1 | 1 | 16 | 20 | 0 | 0 | 20 | 43 | 3 | 3 | 49 |
| DRUNKENNESS | 14 | 1 | 0 | 15 | 161 | 8 | 2 | 171 | 50 | 6 | 0 | 56 |
| DISORDERLY CONDUCT | 3 | 0 | 0 | 3 | 93 | 5 | 4 | 102 | 5 | 1 | 0 | 6 |
| ALL OTHER OFFENSES (EXCEPT TRAFFIC) | 60 | 0 | 3 | 63 | 652 | 20 | 14 | 686 | 112 | 4 | 1 | 117 |
| CURFEW & LOITERING LAW VIOLATIONS | 0 | 0 | 0 | 0 | 0 | 0 | 0 | 0 | 0 | 0 | 0 | 0 |
| RUNAWAYS | 0 | 0 | 0 | 0 | 0 | 2 | 0 | 2 | 0 | 1 | 0 | 1 |
| TOTAL FOR PART II CRIMES | 331 | 10 | 10 | 351 | 2,636 | 66 | 56 | 2,758 | 554 | 31 | 17 | 602 |

| | | | | | | | | | | | | |
|---------------------|-----|----|----|-----|-------|----|----|-------|-----|----|----|-----|
| TOTAL CRIMES | 350 | 10 | 11 | 371 | 2,877 | 80 | 64 | 3,021 | 574 | 33 | 17 | 624 |
|---------------------|-----|----|----|-----|-------|----|----|-------|-----|----|----|-----|

2004 TOTAL ARRESTS BY COUNTY-ADULT AND JUVENILE

| PART I CRIMES | MCCRACKEN | | | | MCCREARY | | | | MCLEAN | | | |
|--------------------------------|-----------|-----|-----|-------|----------|-----|-----|-------|--------|-----|-----|-------|
| | ADULT | JUV | UNK | TOTAL | ADULT | JUV | UNK | TOTAL | ADULT | JUV | UNK | TOTAL |
| MURDER | 3 | 0 | 0 | 3 | 4 | 0 | 0 | 4 | 0 | 0 | 0 | 0 |
| FORCIBLE RAPE | 6 | 6 | 0 | 12 | 1 | 0 | 0 | 1 | 0 | 0 | 0 | 0 |
| ROBBERY | 19 | 5 | 0 | 24 | 2 | 0 | 0 | 2 | 0 | 0 | 0 | 0 |
| AGGRAVATED ASSAULT | 41 | 17 | 0 | 58 | 9 | 0 | 1 | 10 | 0 | 0 | 0 | 0 |
| BURGLARY | 19 | 45 | 0 | 64 | 6 | 0 | 0 | 6 | 2 | 0 | 0 | 2 |
| LARCENY-THEFT | 220 | 175 | 1 | 396 | 6 | 0 | 0 | 6 | 2 | 0 | 0 | 2 |
| AUTO THEFT | 9 | 10 | 1 | 20 | 0 | 0 | 0 | 0 | 1 | 2 | 0 | 3 |
| ARSON | 1 | 3 | 0 | 4 | 1 | 0 | 0 | 1 | 0 | 0 | 0 | 0 |
| TOTAL FOR PART I CRIMES | 318 | 261 | 2 | 581 | 29 | 0 | 1 | 30 | 5 | 2 | 0 | 7 |

| PART II CRIMES | | | | | | | | | | | | |
|--|-------|-----|----|-------|-----|----|----|-----|-----|---|----|-----|
| MANSLAUGHTER BY NEGLIGENCE | 0 | 0 | 0 | 0 | 1 | 0 | 0 | 1 | 0 | 0 | 0 | 0 |
| OTHER ASSAULTS | 171 | 85 | 0 | 256 | 33 | 8 | 1 | 42 | 5 | 0 | 0 | 5 |
| FORGERY & COUNTERFEITING | 49 | 4 | 1 | 54 | 47 | 0 | 1 | 48 | 10 | 0 | 0 | 10 |
| FRAUD | 54 | 3 | 4 | 61 | 21 | 0 | 3 | 24 | 9 | 0 | 1 | 10 |
| EMBEZZLEMENT | 0 | 0 | 0 | 0 | 0 | 0 | 0 | 0 | 0 | 0 | 0 | 0 |
| STOLEN PROPERTY: BUYING, RECEIVING, POSSESSION | 20 | 22 | 1 | 43 | 5 | 0 | 0 | 5 | 0 | 0 | 0 | 0 |
| VANDALISM | 16 | 31 | 0 | 47 | 10 | 0 | 0 | 10 | 0 | 0 | 0 | 0 |
| WEAPONS: CARRYING, POSSESSION, ETC. | 24 | 10 | 1 | 35 | 1 | 0 | 0 | 1 | 0 | 0 | 1 | 1 |
| PROSTITUTION & COMMERCIALIZED VICE | 1 | 0 | 0 | 1 | 0 | 0 | 0 | 0 | 0 | 0 | 0 | 0 |
| SEX OFFENSES (EXCEPT RAPE & PROSTITUTION) | 2 | 32 | 0 | 34 | 43 | 2 | 0 | 45 | 2 | 0 | 0 | 2 |
| NARCOTIC DRUG LAWS | 307 | 71 | 14 | 392 | 76 | 1 | 0 | 77 | 19 | 1 | 1 | 21 |
| GAMBLING | 1 | 0 | 0 | 1 | 0 | 0 | 0 | 0 | 0 | 0 | 0 | 0 |
| OFFENSES AGAINST FAMILY | 15 | 1 | 0 | 16 | 0 | 0 | 0 | 0 | 2 | 0 | 0 | 2 |
| DRIVING UNDER THE INFLUENCE | 498 | 10 | 21 | 529 | 149 | 3 | 13 | 165 | 20 | 0 | 3 | 23 |
| LIQUOR LAWS | 88 | 43 | 2 | 133 | 32 | 2 | 6 | 40 | 4 | 0 | 0 | 4 |
| DRUNKENNESS | 536 | 20 | 7 | 563 | 62 | 4 | 1 | 67 | 8 | 0 | 2 | 10 |
| DISORDERLY CONDUCT | 126 | 41 | 1 | 168 | 35 | 6 | 2 | 43 | 1 | 0 | 0 | 1 |
| ALL OTHER OFFENSES (EXCEPT TRAFFIC) | 430 | 372 | 8 | 810 | 163 | 2 | 12 | 177 | 28 | 5 | 3 | 36 |
| CURFEW & LOITERING LAW VIOLATIONS | 0 | 0 | 0 | 0 | 0 | 0 | 0 | 0 | 0 | 0 | 0 | 0 |
| RUNAWAYS | 1 | 32 | 1 | 34 | 0 | 1 | 0 | 1 | 0 | 0 | 0 | 0 |
| TOTAL FOR PART II CRIMES | 2,339 | 777 | 61 | 3,177 | 678 | 29 | 39 | 746 | 108 | 6 | 11 | 125 |

| | | | | | | | | | | | | |
|---------------------|-------|-------|----|-------|-----|----|----|-----|-----|---|----|-----|
| TOTAL CRIMES | 2,657 | 1,038 | 63 | 3,758 | 707 | 29 | 40 | 776 | 113 | 8 | 11 | 132 |
|---------------------|-------|-------|----|-------|-----|----|----|-----|-----|---|----|-----|

2004 TOTAL ARRESTS BY COUNTY-ADULT AND JUVENILE

| PART I CRIMES | MADISON | | | | MAGOFFIN | | | | MARION | | | |
|--------------------------------|---------|-----|-----|-------|----------|-----|-----|-------|--------|-----|-----|-------|
| | ADULT | JUV | UNK | TOTAL | ADULT | JUV | UNK | TOTAL | ADULT | JUV | UNK | TOTAL |
| MURDER | 4 | 0 | 0 | 4 | 5 | 0 | 0 | 5 | 1 | 0 | 0 | 1 |
| FORCIBLE RAPE | 2 | 0 | 0 | 2 | 2 | 0 | 0 | 2 | 0 | 0 | 0 | 0 |
| ROBBERY | 15 | 0 | 1 | 16 | 0 | 0 | 0 | 0 | 0 | 0 | 0 | 0 |
| AGGRAVATED ASSAULT | 25 | 0 | 0 | 25 | 2 | 0 | 1 | 3 | 6 | 1 | 0 | 7 |
| BURGLARY | 33 | 3 | 0 | 36 | 9 | 1 | 0 | 10 | 1 | 0 | 0 | 1 |
| LARCENY-THEFT | 213 | 49 | 7 | 269 | 9 | 0 | 0 | 9 | 2 | 2 | 0 | 4 |
| AUTO THEFT | 5 | 3 | 1 | 9 | 0 | 0 | 0 | 0 | 0 | 0 | 0 | 0 |
| ARSON | 1 | 1 | 0 | 2 | 0 | 0 | 0 | 0 | 0 | 0 | 0 | 0 |
| TOTAL FOR PART I CRIMES | 298 | 56 | 9 | 363 | 27 | 1 | 1 | 29 | 10 | 3 | 0 | 13 |

| PART II CRIMES | | | | | | | | | | | | |
|--|-------|-----|-----|-------|-----|---|----|-----|-----|---|----|-----|
| MANSLAUGHTER BY NEGLIGENCE | 2 | 0 | 0 | 2 | 0 | 0 | 0 | 0 | 0 | 0 | 0 | 0 |
| OTHER ASSAULTS | 179 | 18 | 6 | 203 | 28 | 2 | 0 | 30 | 28 | 0 | 4 | 32 |
| FORGERY & COUNTERFEITING | 113 | 1 | 5 | 119 | 3 | 0 | 0 | 3 | 21 | 0 | 0 | 21 |
| FRAUD | 106 | 0 | 2 | 108 | 2 | 0 | 2 | 4 | 36 | 0 | 1 | 37 |
| EMBEZZLEMENT | 3 | 0 | 1 | 4 | 1 | 0 | 0 | 1 | 0 | 0 | 0 | 0 |
| STOLEN PROPERTY: BUYING, RECEIVING, POSSESSION | 62 | 12 | 5 | 79 | 8 | 0 | 1 | 9 | 0 | 0 | 0 | 0 |
| VANDALISM | 17 | 10 | 1 | 28 | 0 | 0 | 1 | 1 | 7 | 0 | 0 | 7 |
| WEAPONS: CARRYING, POSSESSION, ETC. | 36 | 3 | 1 | 40 | 5 | 0 | 0 | 5 | 1 | 0 | 1 | 2 |
| PROSTITUTION & COMMERCIALIZED VICE | 0 | 0 | 0 | 0 | 0 | 0 | 0 | 0 | 0 | 0 | 0 | 0 |
| SEX OFFENSES (EXCEPT RAPE & PROSTITUTION) | 14 | 1 | 2 | 17 | 8 | 0 | 0 | 8 | 17 | 0 | 7 | 24 |
| NARCOTIC DRUG LAWS | 313 | 30 | 11 | 354 | 116 | 1 | 9 | 126 | 80 | 2 | 5 | 87 |
| GAMBLING | 0 | 0 | 0 | 0 | 0 | 0 | 0 | 0 | 1 | 0 | 0 | 1 |
| OFFENSES AGAINST FAMILY | 64 | 0 | 3 | 67 | 3 | 0 | 0 | 3 | 4 | 0 | 0 | 4 |
| DRIVING UNDER THE INFLUENCE | 520 | 5 | 33 | 558 | 88 | 2 | 5 | 95 | 77 | 3 | 12 | 92 |
| LIQUOR LAWS | 198 | 1 | 11 | 210 | 19 | 1 | 0 | 20 | 34 | 3 | 2 | 39 |
| DRUNKENNESS | 1,213 | 17 | 19 | 1,249 | 51 | 0 | 3 | 54 | 50 | 1 | 2 | 53 |
| DISORDERLY CONDUCT | 312 | 31 | 0 | 343 | 20 | 1 | 1 | 22 | 21 | 0 | 0 | 21 |
| ALL OTHER OFFENSES (EXCEPT TRAFFIC) | 1,311 | 62 | 28 | 1,401 | 97 | 0 | 4 | 101 | 107 | 0 | 2 | 109 |
| CURFEW & LOITERING LAW VIOLATIONS | 0 | 0 | 0 | 0 | 0 | 0 | 0 | 0 | 0 | 0 | 0 | 0 |
| RUNAWAYS | 1 | 13 | 0 | 14 | 0 | 0 | 0 | 0 | 0 | 0 | 0 | 0 |
| TOTAL FOR PART II CRIMES | 4,464 | 204 | 128 | 4,796 | 449 | 7 | 26 | 482 | 484 | 9 | 36 | 529 |

| | | | | | | | | | | | | |
|---------------------|-------|-----|-----|-------|-----|---|----|-----|-----|----|----|-----|
| TOTAL CRIMES | 4,762 | 260 | 137 | 5,159 | 476 | 8 | 27 | 511 | 494 | 12 | 36 | 542 |
|---------------------|-------|-----|-----|-------|-----|---|----|-----|-----|----|----|-----|

2004 TOTAL ARRESTS BY COUNTY-ADULT AND JUVENILE

| PART I CRIMES | MARSHALL | | | | MARTIN | | | | MASON | | | |
|--------------------------------|----------|-----|-----|-------|--------|-----|-----|-------|-------|-----|-----|-------|
| | ADULT | JUV | UNK | TOTAL | ADULT | JUV | UNK | TOTAL | ADULT | JUV | UNK | TOTAL |
| MURDER | 6 | 0 | 1 | 7 | 1 | 1 | 0 | 2 | 1 | 0 | 0 | 1 |
| FORCIBLE RAPE | 8 | 1 | 1 | 10 | 0 | 0 | 0 | 0 | 0 | 0 | 0 | 0 |
| ROBBERY | 4 | 0 | 0 | 4 | 3 | 0 | 0 | 3 | 0 | 0 | 0 | 0 |
| AGGRAVATED ASSAULT | 17 | 0 | 0 | 17 | 2 | 0 | 0 | 2 | 1 | 0 | 0 | 1 |
| BURGLARY | 20 | 5 | 2 | 27 | 10 | 0 | 0 | 10 | 1 | 0 | 0 | 1 |
| LARCENY-THEFT | 93 | 21 | 3 | 117 | 14 | 0 | 1 | 15 | 0 | 0 | 0 | 0 |
| AUTO THEFT | 7 | 3 | 0 | 10 | 1 | 0 | 1 | 2 | 0 | 0 | 0 | 0 |
| ARSON | 0 | 0 | 0 | 0 | 0 | 0 | 0 | 0 | 0 | 0 | 0 | 0 |
| TOTAL FOR PART I CRIMES | 155 | 30 | 7 | 192 | 31 | 1 | 2 | 34 | 3 | 0 | 0 | 3 |

| PART II CRIMES | | | | | | | | | | | | |
|--|-------|----|----|-------|-----|----|----|-----|----|---|---|----|
| MANSLAUGHTER BY NEGLIGENCE | 0 | 0 | 0 | 0 | 0 | 0 | 0 | 0 | 0 | 0 | 0 | 0 |
| OTHER ASSAULTS | 235 | 4 | 2 | 241 | 24 | 2 | 4 | 30 | 5 | 0 | 1 | 6 |
| FORGERY & COUNTERFEITING | 52 | 0 | 0 | 52 | 3 | 0 | 0 | 3 | 0 | 0 | 0 | 0 |
| FRAUD | 531 | 0 | 8 | 539 | 2 | 0 | 0 | 2 | 8 | 0 | 4 | 12 |
| EMBEZZLEMENT | 14 | 0 | 0 | 14 | 0 | 0 | 0 | 0 | 0 | 0 | 0 | 0 |
| STOLEN PROPERTY: BUYING, RECEIVING, POSSESSION | 31 | 0 | 2 | 33 | 2 | 0 | 1 | 3 | 1 | 0 | 0 | 1 |
| VANDALISM | 27 | 0 | 1 | 28 | 7 | 0 | 1 | 8 | 2 | 0 | 0 | 2 |
| WEAPONS: CARRYING, POSSESSION, ETC. | 28 | 3 | 0 | 31 | 4 | 0 | 0 | 4 | 0 | 0 | 0 | 0 |
| PROSTITUTION & COMMERCIALIZED VICE | 0 | 0 | 0 | 0 | 0 | 0 | 0 | 0 | 0 | 0 | 0 | 0 |
| SEX OFFENSES (EXCEPT RAPE & PROSTITUTION) | 34 | 2 | 3 | 39 | 44 | 0 | 0 | 44 | 0 | 1 | 0 | 1 |
| NARCOTIC DRUG LAWS | 632 | 12 | 3 | 647 | 54 | 0 | 5 | 59 | 2 | 0 | 0 | 2 |
| GAMBLING | 0 | 0 | 0 | 0 | 0 | 0 | 0 | 0 | 0 | 0 | 0 | 0 |
| OFFENSES AGAINST FAMILY | 122 | 0 | 0 | 122 | 11 | 0 | 2 | 13 | 0 | 0 | 0 | 0 |
| DRIVING UNDER THE INFLUENCE | 335 | 8 | 3 | 346 | 47 | 1 | 11 | 59 | 9 | 0 | 0 | 9 |
| LIQUOR LAWS | 55 | 8 | 0 | 63 | 1 | 0 | 3 | 4 | 1 | 0 | 0 | 1 |
| DRUNKENNESS | 150 | 28 | 0 | 178 | 41 | 2 | 9 | 52 | 5 | 0 | 0 | 5 |
| DISORDERLY CONDUCT | 57 | 7 | 3 | 67 | 21 | 1 | 3 | 25 | 2 | 0 | 0 | 2 |
| ALL OTHER OFFENSES (EXCEPT TRAFFIC) | 1,370 | 20 | 12 | 1,402 | 227 | 4 | 9 | 240 | 14 | 0 | 2 | 16 |
| CURFEW & LOITERING LAW VIOLATIONS | 1 | 0 | 0 | 1 | 0 | 0 | 0 | 0 | 0 | 0 | 0 | 0 |
| RUNAWAYS | 0 | 0 | 0 | 0 | 0 | 0 | 0 | 0 | 0 | 0 | 0 | 0 |
| TOTAL FOR PART II CRIMES | 3,674 | 92 | 37 | 3,803 | 488 | 10 | 48 | 546 | 49 | 1 | 7 | 57 |

| | | | | | | | | | | | | |
|---------------------|-------|-----|----|-------|-----|----|----|-----|----|---|---|----|
| TOTAL CRIMES | 3,829 | 122 | 44 | 3,995 | 519 | 11 | 50 | 580 | 52 | 1 | 7 | 60 |
|---------------------|-------|-----|----|-------|-----|----|----|-----|----|---|---|----|

2004 TOTAL ARRESTS BY COUNTY-ADULT AND JUVENILE

| PART I CRIMES | MEADE | | | | MENIFEE | | | | MERCER | | | |
|--------------------------------|-------|-----|-----|-------|---------|-----|-----|-------|--------|-----|-----|-------|
| | ADULT | JUV | UNK | TOTAL | ADULT | JUV | UNK | TOTAL | ADULT | JUV | UNK | TOTAL |
| MURDER | 3 | 0 | 0 | 3 | 0 | 0 | 0 | 0 | 1 | 0 | 0 | 1 |
| FORCIBLE RAPE | 0 | 1 | 0 | 1 | 0 | 1 | 0 | 1 | 0 | 0 | 0 | 0 |
| ROBBERY | 4 | 0 | 0 | 4 | 0 | 0 | 0 | 0 | 0 | 0 | 0 | 0 |
| AGGRAVATED ASSAULT | 17 | 0 | 0 | 17 | 2 | 0 | 0 | 2 | 23 | 2 | 0 | 25 |
| BURGLARY | 21 | 2 | 0 | 23 | 4 | 0 | 0 | 4 | 18 | 10 | 3 | 31 |
| LARCENY-THEFT | 28 | 9 | 1 | 38 | 5 | 0 | 0 | 5 | 37 | 7 | 5 | 49 |
| AUTO THEFT | 1 | 0 | 0 | 1 | 0 | 0 | 0 | 0 | 2 | 0 | 0 | 2 |
| ARSON | 0 | 0 | 0 | 0 | 0 | 0 | 0 | 0 | 0 | 0 | 0 | 0 |
| TOTAL FOR PART I CRIMES | 74 | 12 | 1 | 87 | 11 | 1 | 0 | 12 | 81 | 19 | 8 | 108 |

| PART II CRIMES | | | | | | | | | | | | |
|--|-------|----|----|-------|-----|---|----|-----|-------|----|----|-------|
| MANSLAUGHTER BY NEGLIGENCE | 1 | 0 | 0 | 1 | 0 | 0 | 0 | 0 | 0 | 0 | 0 | 0 |
| OTHER ASSAULTS | 149 | 2 | 2 | 153 | 11 | 1 | 2 | 14 | 160 | 14 | 8 | 182 |
| FORGERY & COUNTERFEITING | 43 | 0 | 0 | 43 | 1 | 0 | 0 | 1 | 50 | 1 | 0 | 51 |
| FRAUD | 481 | 0 | 37 | 518 | 8 | 0 | 0 | 8 | 38 | 0 | 0 | 38 |
| EMBEZZLEMENT | 4 | 0 | 0 | 4 | 0 | 0 | 0 | 0 | 3 | 0 | 0 | 3 |
| STOLEN PROPERTY: BUYING, RECEIVING, POSSESSION | 40 | 0 | 1 | 41 | 2 | 0 | 0 | 2 | 8 | 2 | 1 | 11 |
| VANDALISM | 18 | 10 | 0 | 28 | 3 | 0 | 0 | 3 | 23 | 4 | 0 | 27 |
| WEAPONS: CARRYING, POSSESSION, ETC. | 7 | 1 | 0 | 8 | 0 | 0 | 0 | 0 | 8 | 1 | 0 | 9 |
| PROSTITUTION & COMMERCIALIZED VICE | 0 | 0 | 0 | 0 | 0 | 0 | 0 | 0 | 0 | 0 | 0 | 0 |
| SEX OFFENSES (EXCEPT RAPE & PROSTITUTION) | 15 | 2 | 0 | 17 | 1 | 0 | 0 | 1 | 5 | 2 | 0 | 7 |
| NARCOTIC DRUG LAWS | 254 | 7 | 0 | 261 | 19 | 0 | 1 | 20 | 267 | 7 | 4 | 278 |
| GAMBLING | 0 | 0 | 0 | 0 | 2 | 0 | 0 | 2 | 0 | 0 | 0 | 0 |
| OFFENSES AGAINST FAMILY | 58 | 0 | 2 | 60 | 5 | 0 | 0 | 5 | 47 | 1 | 0 | 48 |
| DRIVING UNDER THE INFLUENCE | 173 | 3 | 3 | 179 | 17 | 0 | 4 | 21 | 120 | 5 | 1 | 126 |
| LIQUOR LAWS | 51 | 4 | 1 | 56 | 9 | 0 | 2 | 11 | 41 | 0 | 1 | 42 |
| DRUNKENNESS | 93 | 7 | 4 | 104 | 11 | 0 | 1 | 12 | 95 | 0 | 5 | 100 |
| DISORDERLY CONDUCT | 50 | 9 | 1 | 60 | 4 | 0 | 0 | 4 | 83 | 3 | 2 | 88 |
| ALL OTHER OFFENSES (EXCEPT TRAFFIC) | 526 | 10 | 17 | 553 | 35 | 0 | 2 | 37 | 266 | 11 | 5 | 282 |
| CURFEW & LOITERING LAW VIOLATIONS | 0 | 0 | 0 | 0 | 0 | 0 | 0 | 0 | 0 | 0 | 0 | 0 |
| RUNAWAYS | 0 | 0 | 0 | 0 | 0 | 0 | 0 | 0 | 0 | 0 | 0 | 0 |
| TOTAL FOR PART II CRIMES | 1,963 | 55 | 68 | 2,086 | 128 | 1 | 12 | 141 | 1,214 | 51 | 27 | 1,292 |
| TOTAL CRIMES | 2,037 | 67 | 69 | 2,173 | 139 | 2 | 12 | 153 | 1,295 | 70 | 35 | 1,400 |

2004 TOTAL ARRESTS BY COUNTY-ADULT AND JUVENILE

| PART I CRIMES | METCALFE | | | | MONROE | | | | MONTGOMERY | | | |
|--------------------------------|----------|-----|-----|-------|--------|-----|-----|-------|------------|-----|-----|-------|
| | ADULT | JUV | UNK | TOTAL | ADULT | JUV | UNK | TOTAL | ADULT | JUV | UNK | TOTAL |
| MURDER | 0 | 0 | 0 | 0 | 2 | 0 | 0 | 2 | 1 | 0 | 0 | 1 |
| FORCIBLE RAPE | 1 | 0 | 0 | 1 | 3 | 0 | 0 | 3 | 1 | 0 | 0 | 1 |
| ROBBERY | 2 | 0 | 0 | 2 | 0 | 0 | 0 | 0 | 4 | 0 | 0 | 4 |
| AGGRAVATED ASSAULT | 0 | 0 | 0 | 0 | 6 | 0 | 0 | 6 | 21 | 0 | 0 | 21 |
| BURGLARY | 0 | 0 | 0 | 0 | 9 | 0 | 0 | 9 | 12 | 4 | 0 | 16 |
| LARCENY-THEFT | 1 | 0 | 0 | 1 | 27 | 0 | 1 | 28 | 78 | 19 | 5 | 102 |
| AUTO THEFT | 0 | 0 | 0 | 0 | 4 | 0 | 0 | 4 | 4 | 0 | 0 | 4 |
| ARSON | 0 | 0 | 0 | 0 | 2 | 0 | 0 | 2 | 0 | 0 | 0 | 0 |
| TOTAL FOR PART I CRIMES | 4 | 0 | 0 | 4 | 53 | 0 | 1 | 54 | 121 | 23 | 5 | 149 |

| PART II CRIMES | | | | | | | | | | | | |
|--|----|---|----|-----|-----|---|----|-----|-------|----|-----|-------|
| MANSLAUGHTER BY NEGLIGENCE | 0 | 0 | 0 | 0 | 0 | 0 | 0 | 0 | 0 | 0 | 0 | 0 |
| OTHER ASSAULTS | 6 | 0 | 0 | 6 | 47 | 1 | 4 | 52 | 118 | 9 | 5 | 132 |
| FORGERY & COUNTERFEITING | 0 | 0 | 0 | 0 | 26 | 0 | 0 | 26 | 59 | 0 | 45 | 104 |
| FRAUD | 0 | 0 | 0 | 0 | 22 | 0 | 9 | 31 | 500 | 1 | 90 | 591 |
| EMBEZZLEMENT | 0 | 0 | 0 | 0 | 7 | 0 | 0 | 7 | 13 | 0 | 0 | 13 |
| STOLEN PROPERTY: BUYING, RECEIVING, POSSESSION | 0 | 0 | 0 | 0 | 9 | 0 | 0 | 9 | 17 | 0 | 0 | 17 |
| VANDALISM | 0 | 0 | 0 | 0 | 9 | 0 | 0 | 9 | 27 | 1 | 2 | 30 |
| WEAPONS: CARRYING, POSSESSION, ETC. | 2 | 0 | 0 | 2 | 2 | 0 | 1 | 3 | 6 | 0 | 1 | 7 |
| PROSTITUTION & COMMERCIALIZED VICE | 0 | 0 | 0 | 0 | 0 | 0 | 0 | 0 | 0 | 0 | 0 | 0 |
| SEX OFFENSES (EXCEPT RAPE & PROSTITUTION) | 11 | 0 | 0 | 11 | 4 | 1 | 2 | 7 | 6 | 0 | 2 | 8 |
| NARCOTIC DRUG LAWS | 24 | 2 | 1 | 27 | 168 | 3 | 6 | 177 | 232 | 10 | 3 | 245 |
| GAMBLING | 0 | 0 | 0 | 0 | 0 | 0 | 0 | 0 | 0 | 0 | 0 | 0 |
| OFFENSES AGAINST FAMILY | 0 | 0 | 0 | 0 | 16 | 0 | 1 | 17 | 57 | 0 | 2 | 59 |
| DRIVING UNDER THE INFLUENCE | 12 | 0 | 7 | 19 | 26 | 0 | 7 | 33 | 139 | 3 | 1 | 143 |
| LIQUOR LAWS | 6 | 0 | 4 | 10 | 10 | 0 | 2 | 12 | 33 | 3 | 0 | 36 |
| DRUNKENNESS | 6 | 0 | 4 | 10 | 43 | 0 | 6 | 49 | 402 | 14 | 10 | 426 |
| DISORDERLY CONDUCT | 3 | 0 | 1 | 4 | 11 | 2 | 4 | 17 | 124 | 5 | 8 | 137 |
| ALL OTHER OFFENSES (EXCEPT TRAFFIC) | 24 | 2 | 5 | 31 | 68 | 0 | 2 | 70 | 389 | 11 | 14 | 414 |
| CURFEW & LOITERING LAW VIOLATIONS | 1 | 0 | 0 | 1 | 0 | 0 | 0 | 0 | 0 | 0 | 0 | 0 |
| RUNAWAYS | 0 | 0 | 0 | 0 | 0 | 0 | 0 | 0 | 0 | 0 | 1 | 1 |
| TOTAL FOR PART II CRIMES | 95 | 4 | 22 | 121 | 468 | 7 | 44 | 519 | 2,122 | 57 | 184 | 2,363 |

| | | | | | | | | | | | | |
|---------------------|----|---|----|-----|-----|---|----|-----|-------|----|-----|-------|
| TOTAL CRIMES | 99 | 4 | 22 | 125 | 521 | 7 | 45 | 573 | 2,243 | 80 | 189 | 2,512 |
|---------------------|----|---|----|-----|-----|---|----|-----|-------|----|-----|-------|

2004 TOTAL ARRESTS BY COUNTY-ADULT AND JUVENILE

| PART I CRIMES | MORGAN | | | | MUHLENBERG | | | | NELSON | | | |
|--------------------------------|--------|-----|-----|-------|------------|-----|-----|-------|--------|-----|-----|-------|
| | ADULT | JUV | UNK | TOTAL | ADULT | JUV | UNK | TOTAL | ADULT | JUV | UNK | TOTAL |
| MURDER | 1 | 0 | 0 | 1 | 0 | 0 | 1 | 1 | 2 | 0 | 0 | 2 |
| FORCIBLE RAPE | 3 | 0 | 0 | 3 | 0 | 1 | 0 | 1 | 0 | 0 | 0 | 0 |
| ROBBERY | 2 | 0 | 0 | 2 | 0 | 0 | 0 | 0 | 6 | 0 | 0 | 6 |
| AGGRAVATED ASSAULT | 11 | 1 | 0 | 12 | 8 | 0 | 0 | 8 | 57 | 2 | 0 | 59 |
| BURGLARY | 9 | 0 | 1 | 10 | 10 | 1 | 0 | 11 | 42 | 4 | 1 | 47 |
| LARCENY-THEFT | 11 | 0 | 1 | 12 | 41 | 2 | 2 | 45 | 241 | 18 | 3 | 262 |
| AUTO THEFT | 1 | 4 | 0 | 5 | 4 | 0 | 0 | 4 | 8 | 1 | 0 | 9 |
| ARSON | 1 | 0 | 0 | 1 | 0 | 1 | 0 | 1 | 4 | 0 | 0 | 4 |
| TOTAL FOR PART I CRIMES | 39 | 5 | 2 | 46 | 63 | 5 | 3 | 71 | 360 | 25 | 4 | 389 |

| PART II CRIMES | | | | | | | | | | | | |
|--|-----|----|----|-----|-------|----|----|-------|-------|----|----|-------|
| MANSLAUGHTER BY NEGLIGENCE | 0 | 0 | 0 | 0 | 0 | 0 | 0 | 0 | 0 | 0 | 0 | 0 |
| OTHER ASSAULTS | 80 | 2 | 1 | 83 | 118 | 3 | 0 | 121 | 225 | 7 | 3 | 235 |
| FORGERY & COUNTERFEITING | 16 | 0 | 0 | 16 | 30 | 0 | 12 | 42 | 249 | 1 | 4 | 254 |
| FRAUD | 33 | 0 | 0 | 33 | 73 | 0 | 2 | 75 | 526 | 0 | 8 | 534 |
| EMBEZZLEMENT | 0 | 0 | 0 | 0 | 3 | 0 | 0 | 3 | 7 | 0 | 0 | 7 |
| STOLEN PROPERTY: BUYING, RECEIVING, POSSESSION | 6 | 1 | 1 | 8 | 8 | 2 | 0 | 10 | 57 | 6 | 1 | 64 |
| VANDALISM | 7 | 0 | 1 | 8 | 8 | 4 | 0 | 12 | 44 | 4 | 1 | 49 |
| WEAPONS: CARRYING, POSSESSION, ETC. | 6 | 0 | 0 | 6 | 13 | 0 | 2 | 15 | 16 | 0 | 2 | 18 |
| PROSTITUTION & COMMERCIALIZED VICE | 0 | 0 | 0 | 0 | 0 | 0 | 0 | 0 | 2 | 0 | 0 | 2 |
| SEX OFFENSES (EXCEPT RAPE & PROSTITUTION) | 3 | 2 | 0 | 5 | 7 | 7 | 2 | 16 | 44 | 0 | 0 | 44 |
| NARCOTIC DRUG LAWS) | 125 | 7 | 5 | 137 | 346 | 3 | 5 | 354 | 586 | 47 | 22 | 655 |
| GAMBLING | 0 | 0 | 0 | 0 | 0 | 0 | 0 | 0 | 2 | 0 | 0 | 2 |
| OFFENSES AGAINST FAMILY | 39 | 0 | 0 | 39 | 12 | 0 | 0 | 12 | 194 | 0 | 4 | 198 |
| DRIVING UNDER THE INFLUENCE | 94 | 2 | 5 | 101 | 153 | 2 | 7 | 162 | 227 | 2 | 16 | 245 |
| LIQUOR LAWS | 11 | 0 | 1 | 12 | 31 | 1 | 0 | 32 | 92 | 8 | 4 | 104 |
| DRUNKENNESS | 64 | 3 | 2 | 69 | 79 | 0 | 2 | 81 | 323 | 9 | 11 | 343 |
| DISORDERLY CONDUCT | 22 | 0 | 0 | 22 | 31 | 0 | 2 | 33 | 113 | 4 | 1 | 118 |
| ALL OTHER OFFENSES (EXCEPT TRAFFIC) | 136 | 1 | 9 | 146 | 125 | 10 | 4 | 139 | 477 | 4 | 8 | 489 |
| CURFEW & LOITERING LAW VIOLATIONS | 0 | 0 | 0 | 0 | 0 | 0 | 0 | 0 | 0 | 0 | 0 | 0 |
| RUNAWAYS | 0 | 0 | 0 | 0 | 0 | 0 | 0 | 0 | 0 | 0 | 0 | 0 |
| TOTAL FOR PART II CRIMES | 642 | 18 | 25 | 685 | 1,037 | 32 | 38 | 1,107 | 3,184 | 92 | 85 | 3,361 |

| | | | | | | | | | | | | |
|---------------------|-----|----|----|-----|-------|----|----|-------|-------|-----|----|-------|
| TOTAL CRIMES | 681 | 23 | 27 | 731 | 1,100 | 37 | 41 | 1,178 | 3,544 | 117 | 89 | 3,750 |
|---------------------|-----|----|----|-----|-------|----|----|-------|-------|-----|----|-------|

2004 TOTAL ARRESTS BY COUNTY-ADULT AND JUVENILE

| PART I CRIMES | NICHOLAS | | | | OHIO | | | | OLDHAM | | | |
|--------------------------------|----------|-----|-----|-------|-------|-----|-----|-------|--------|-----|-----|-------|
| | ADULT | JUV | UNK | TOTAL | ADULT | JUV | UNK | TOTAL | ADULT | JUV | UNK | TOTAL |
| MURDER | 0 | 0 | 0 | 0 | 10 | 0 | 0 | 10 | 0 | 0 | 0 | 0 |
| FORCIBLE RAPE | 0 | 0 | 0 | 0 | 4 | 0 | 0 | 4 | 0 | 1 | 0 | 1 |
| ROBBERY | 4 | 0 | 0 | 4 | 7 | 0 | 1 | 8 | 0 | 0 | 0 | 0 |
| AGGRAVATED ASSAULT | 3 | 0 | 1 | 4 | 37 | 1 | 0 | 38 | 1 | 0 | 0 | 1 |
| BURGLARY | 9 | 0 | 0 | 9 | 37 | 2 | 3 | 42 | 0 | 0 | 0 | 0 |
| LARCENY-THEFT | 10 | 0 | 0 | 10 | 125 | 23 | 14 | 162 | 0 | 0 | 0 | 0 |
| AUTO THEFT | 0 | 0 | 0 | 0 | 8 | 0 | 0 | 8 | 0 | 0 | 0 | 0 |
| ARSON | 0 | 1 | 0 | 1 | 17 | 0 | 0 | 17 | 0 | 0 | 0 | 0 |
| TOTAL FOR PART I CRIMES | 26 | 1 | 1 | 28 | 245 | 26 | 18 | 289 | 1 | 1 | 0 | 2 |

| PART II CRIMES | | | | | | | | | | | | |
|--|-----|----|---|-----|-------|----|-----|-------|-----|---|---|-----|
| MANSLAUGHTER BY NEGLIGENCE | 0 | 0 | 0 | 0 | 0 | 0 | 0 | 0 | 0 | 0 | 0 | 0 |
| OTHER ASSAULTS | 28 | 2 | 0 | 30 | 197 | 5 | 8 | 210 | 10 | 0 | 1 | 11 |
| FPRGERY & COUNTERFEITING | 17 | 0 | 0 | 17 | 64 | 0 | 1 | 65 | 1 | 0 | 0 | 1 |
| FRAUD | 13 | 0 | 4 | 17 | 209 | 1 | 94 | 304 | 10 | 0 | 0 | 10 |
| EMBEZZLEMENT | 0 | 0 | 0 | 0 | 4 | 0 | 0 | 4 | 0 | 0 | 0 | 0 |
| STOLEN PROPERTY: BUYING, RECEIVING, POSSESSION | 5 | 0 | 0 | 5 | 27 | 1 | 5 | 33 | 1 | 0 | 0 | 1 |
| VANDALISM | 5 | 1 | 0 | 6 | 29 | 3 | 3 | 35 | 0 | 0 | 0 | 0 |
| WEAPONS: CARRYING, POSSESSION, ETC. | 1 | 0 | 0 | 1 | 20 | 0 | 0 | 20 | 0 | 0 | 0 | 0 |
| PROSTITUTION & COMMERCIALIZED VICE | 0 | 0 | 0 | 0 | 0 | 0 | 0 | 0 | 0 | 0 | 0 | 0 |
| SEX OFFENSES (EXCEPT RAPE & PROSTITUTION) | 1 | 0 | 0 | 1 | 14 | 4 | 2 | 20 | 0 | 0 | 0 | 0 |
| NARCOTIC DRUG LAWS | 81 | 7 | 1 | 89 | 496 | 9 | 28 | 533 | 23 | 4 | 0 | 27 |
| GAMBLING | 0 | 0 | 0 | 0 | 2 | 0 | 0 | 2 | 0 | 0 | 0 | 0 |
| OFFENSES AGAINST FAMILY | 6 | 0 | 0 | 6 | 60 | 0 | 6 | 66 | 2 | 0 | 0 | 2 |
| DRIVING UNDER THE INFLUENCE | 34 | 0 | 0 | 34 | 149 | 2 | 9 | 160 | 5 | 0 | 1 | 6 |
| LIQUOR LAWS | 14 | 1 | 0 | 15 | 40 | 0 | 7 | 47 | 6 | 0 | 0 | 6 |
| DRUNKENNESS | 37 | 2 | 2 | 41 | 125 | 4 | 4 | 133 | 3 | 0 | 0 | 3 |
| DISORDERLY CONDUCT | 18 | 0 | 0 | 18 | 41 | 2 | 2 | 45 | 3 | 0 | 0 | 3 |
| ALL OTHER OFFENSES (EXCEPT TRAFFIC) | 116 | 0 | 1 | 117 | 277 | 3 | 15 | 295 | 70 | 0 | 6 | 76 |
| CURFEW & LOITERING LAW VIOLATIONS | 0 | 0 | 0 | 0 | 0 | 0 | 0 | 0 | 1 | 0 | 0 | 1 |
| RUNAWAYS | 0 | 0 | 0 | 0 | 0 | 1 | 0 | 1 | 0 | 0 | 0 | 0 |
| TOTAL FOR PART II CRIMES | 376 | 13 | 8 | 397 | 1,754 | 35 | 184 | 1,973 | 135 | 4 | 8 | 147 |

| | | | | | | | | | | | | |
|---------------------|-----|----|---|-----|-------|----|-----|-------|-----|---|---|-----|
| TOTAL CRIMES | 402 | 14 | 9 | 425 | 1,999 | 61 | 202 | 2,262 | 136 | 5 | 8 | 149 |
|---------------------|-----|----|---|-----|-------|----|-----|-------|-----|---|---|-----|

2004 TOTAL ARRESTS BY COUNTY-ADULT AND JUVENILE

| PART I CRIMES | OWEN | | | | OWSLEY | | | | PENDLETON | | | |
|--------------------------------|-------|-----|-----|-------|--------|-----|-----|-------|-----------|-----|-----|-------|
| | ADULT | JUV | UNK | TOTAL | ADULT | JUV | UNK | TOTAL | ADULT | JUV | UNK | TOTAL |
| MURDER | 0 | 0 | 0 | 0 | 0 | 0 | 0 | 0 | 0 | 0 | 0 | 0 |
| FORCIBLE RAPE | 1 | 1 | 1 | 3 | 0 | 0 | 0 | 0 | 4 | 0 | 0 | 4 |
| ROBBERY | 1 | 1 | 0 | 2 | 0 | 0 | 0 | 0 | 0 | 0 | 0 | 0 |
| AGGRAVATED ASSAULT | 6 | 0 | 0 | 6 | 6 | 1 | 0 | 7 | 8 | 0 | 0 | 8 |
| BURGLARY | 3 | 5 | 2 | 10 | 1 | 0 | 1 | 2 | 6 | 0 | 1 | 7 |
| LARCENY-THEFT | 1 | 0 | 0 | 1 | 1 | 0 | 0 | 1 | 14 | 2 | 0 | 16 |
| AUTO THEFT | 1 | 0 | 0 | 1 | 0 | 0 | 0 | 0 | 2 | 0 | 0 | 2 |
| ARSON | 1 | 0 | 0 | 1 | 0 | 0 | 0 | 0 | 0 | 0 | 0 | 0 |
| TOTAL FOR PART I CRIMES | 14 | 7 | 3 | 24 | 8 | 1 | 1 | 10 | 34 | 2 | 1 | 37 |

| PART II CRIMES | | | | | | | | | | | | |
|--|-----|----|----|-----|-----|---|----|-----|-----|----|----|-----|
| MANSLAUGHTER BY NEGLIGENCE | 0 | 0 | 0 | 0 | 0 | 0 | 0 | 0 | 0 | 0 | 0 | 0 |
| OTHER ASSAULTS | 32 | 1 | 4 | 37 | 13 | 0 | 2 | 15 | 23 | 3 | 3 | 29 |
| FORGERY & COUNTERFEITING | 1 | 0 | 0 | 1 | 0 | 0 | 0 | 0 | 4 | 0 | 0 | 4 |
| FRAUD | 1 | 0 | 1 | 2 | 0 | 0 | 0 | 0 | 14 | 0 | 2 | 16 |
| EMBEZZLEMENT | 0 | 0 | 0 | 0 | 0 | 0 | 0 | 0 | 1 | 0 | 0 | 1 |
| STOLEN PROPERTY: BUYING, RECEIVING, POSSESSION | 3 | 5 | 0 | 8 | 1 | 0 | 0 | 1 | 3 | 0 | 0 | 3 |
| VANDALISM | 1 | 2 | 0 | 3 | 1 | 0 | 0 | 1 | 14 | 3 | 0 | 17 |
| WEAPONS: CARRYING, POSSESSION, ETC. | 1 | 0 | 0 | 1 | 2 | 0 | 0 | 2 | 2 | 0 | 0 | 2 |
| PROSTITUTION & COMMERCIALIZED VICE | 0 | 0 | 0 | 0 | 0 | 0 | 0 | 0 | 0 | 0 | 0 | 0 |
| SEX OFFENSES (EXCEPT RAPE & PROSTITUTION) | 7 | 1 | 3 | 11 | 0 | 1 | 0 | 1 | 13 | 0 | 0 | 13 |
| NARCOTIC DRUG LAWS | 57 | 3 | 3 | 63 | 47 | 5 | 8 | 60 | 31 | 0 | 4 | 35 |
| GAMBLING | 0 | 0 | 0 | 0 | 0 | 0 | 0 | 0 | 0 | 0 | 0 | 0 |
| OFFENSES AGAINST FAMILY | 2 | 0 | 0 | 2 | 5 | 0 | 1 | 6 | 21 | 0 | 1 | 22 |
| DRIVING UNDER THE INFLUENCE | 46 | 1 | 3 | 50 | 19 | 1 | 3 | 23 | 78 | 0 | 4 | 82 |
| LIQUOR LAWS | 13 | 4 | 2 | 19 | 6 | 0 | 0 | 6 | 21 | 1 | 0 | 22 |
| DRUNKENNESS | 17 | 4 | 1 | 22 | 24 | 0 | 0 | 24 | 20 | 1 | 1 | 22 |
| DISORDERLY CONDUCT | 11 | 0 | 0 | 11 | 4 | 0 | 0 | 4 | 16 | 1 | 1 | 18 |
| ALL OTHER OFFENSES (EXCEPT TRAFFIC) | 52 | 6 | 4 | 62 | 61 | 0 | 16 | 77 | 152 | 3 | 9 | 164 |
| CURFEW & LOITERING LAW VIOLATIONS | 0 | 0 | 0 | 0 | 0 | 0 | 0 | 0 | 0 | 0 | 0 | 0 |
| RUNAWAYS | 0 | 0 | 0 | 0 | 0 | 0 | 0 | 0 | 0 | 0 | 0 | 0 |
| TOTAL FOR PART II CRIMES | 244 | 27 | 21 | 292 | 183 | 7 | 30 | 220 | 413 | 12 | 25 | 450 |

| | | | | | | | | | | | | |
|---------------------|-----|----|----|-----|-----|---|----|-----|-----|----|----|-----|
| TOTAL CRIMES | 258 | 34 | 24 | 316 | 191 | 8 | 31 | 230 | 447 | 14 | 26 | 487 |
|---------------------|-----|----|----|-----|-----|---|----|-----|-----|----|----|-----|

2004 TOTAL ARRESTS BY COUNTY-ADULT AND JUVENILE

| PART I CRIMES | PERRY | | | | PIKE | | | | POWELL | | | |
|--------------------------------|-------|-----|-----|-------|-------|-----|-----|-------|--------|-----|-----|-------|
| | ADULT | JUV | UNK | TOTAL | ADULT | JUV | UNK | TOTAL | ADULT | JUV | UNK | TOTAL |
| MURDER | 8 | 0 | 0 | 8 | 6 | 0 | 0 | 6 | 2 | 0 | 0 | 2 |
| FORCIBLE RAPE | 4 | 0 | 0 | 4 | 1 | 0 | 0 | 1 | 0 | 0 | 1 | 1 |
| ROBBERY | 12 | 0 | 0 | 12 | 12 | 0 | 0 | 12 | 2 | 0 | 0 | 2 |
| AGGRAVATED ASSAULT | 27 | 0 | 0 | 27 | 28 | 2 | 2 | 32 | 4 | 0 | 0 | 4 |
| BURGLARY | 59 | 0 | 1 | 60 | 124 | 1 | 6 | 131 | 9 | 2 | 1 | 12 |
| LARCENY-THEFT | 289 | 10 | 11 | 310 | 538 | 48 | 60 | 646 | 11 | 1 | 2 | 14 |
| AUTO THEFT | 12 | 4 | 2 | 18 | 28 | 4 | 2 | 34 | 1 | 0 | 0 | 1 |
| ARSON | 4 | 0 | 0 | 4 | 4 | 4 | 0 | 8 | 2 | 0 | 0 | 2 |
| TOTAL FOR PART I CRIMES | 415 | 14 | 14 | 443 | 741 | 59 | 70 | 870 | 31 | 3 | 4 | 38 |

| PART II CRIMES | | | | | | | | | | | | |
|--|-------|----|-----|-------|-------|----|-----|-------|-----|----|----|-----|
| MANSLAUGHTER BY NEGLIGENCE | 0 | 0 | 0 | 0 | 0 | 0 | 0 | 0 | 0 | 0 | 0 | 0 |
| OTHER ASSAULTS | 206 | 14 | 7 | 227 | 468 | 22 | 22 | 512 | 18 | 3 | 0 | 21 |
| FORGERY & COUNTERFEITING | 117 | 0 | 21 | 138 | 90 | 0 | 2 | 92 | 1 | 1 | 0 | 2 |
| FRAUD | 152 | 0 | 12 | 164 | 137 | 1 | 11 | 149 | 7 | 0 | 1 | 8 |
| EMBEZZLEMENT | 5 | 0 | 0 | 5 | 4 | 0 | 0 | 4 | 11 | 0 | 0 | 11 |
| STOLEN PROPERTY: BUYING, RECEIVING, POSSESSION | 82 | 1 | 0 | 83 | 45 | 3 | 1 | 49 | 5 | 0 | 0 | 5 |
| VANDALISM | 27 | 3 | 2 | 32 | 33 | 0 | 0 | 33 | 6 | 0 | 1 | 7 |
| WEAPONS: CARRYING, POSSESSION, ETC. | 20 | 1 | 0 | 21 | 0 | 0 | 0 | 0 | 3 | 0 | 1 | 4 |
| PROSTITUTION & COMMERCIALIZED VICE | 0 | 0 | 0 | 0 | 33 | 1 | 0 | 34 | 0 | 0 | 0 | 0 |
| SEX OFFENSES (EXCEPT RAPE & PROSTITUTION) | 28 | 1 | 1 | 30 | 13 | 0 | 5 | 18 | 0 | 0 | 0 | 0 |
| NARCOTIC DRUG LAWS | 584 | 7 | 33 | 624 | 894 | 18 | 41 | 953 | 113 | 5 | 16 | 134 |
| GAMBLING | 0 | 0 | 0 | 0 | 0 | 0 | 0 | 0 | 0 | 0 | 0 | 0 |
| OFFENSES AGAINST FAMILY | 54 | 0 | 2 | 56 | 58 | 0 | 4 | 62 | 8 | 0 | 1 | 9 |
| DRIVING UNDER THE INFLUENCE | 282 | 8 | 23 | 313 | 573 | 9 | 27 | 609 | 139 | 5 | 15 | 159 |
| LIQUOR LAWS | 64 | 1 | 6 | 71 | 155 | 7 | 5 | 167 | 67 | 3 | 7 | 77 |
| DRUNKENNESS | 616 | 9 | 9 | 634 | 845 | 22 | 47 | 914 | 74 | 2 | 7 | 83 |
| DISORDERLY CONDUCT | 267 | 8 | 5 | 280 | 260 | 3 | 9 | 272 | 14 | 0 | 1 | 15 |
| ALL OTHER OFFENSES (EXCEPT TRAFFIC) | 453 | 4 | 30 | 487 | 451 | 10 | 30 | 491 | 153 | 1 | 3 | 157 |
| CURFEW & LOITERING LAW VIOLATIONS | 0 | 0 | 0 | 0 | 0 | 0 | 0 | 0 | 0 | 0 | 0 | 0 |
| RUNAWAYS | 0 | 5 | 0 | 5 | 0 | 0 | 0 | 0 | 0 | 0 | 0 | 0 |
| TOTAL FOR PART II CRIMES | 2,957 | 62 | 151 | 3,170 | 4,059 | 96 | 204 | 4,359 | 619 | 20 | 53 | 692 |

| | | | | | | | | | | | | |
|---------------------|-------|----|-----|-------|-------|-----|-----|-------|-----|----|----|-----|
| TOTAL CRIMES | 3,372 | 76 | 165 | 3,613 | 4,800 | 155 | 274 | 5,229 | 650 | 23 | 57 | 730 |
|---------------------|-------|----|-----|-------|-------|-----|-----|-------|-----|----|----|-----|

2004 TOTAL ARRESTS BY COUNTY-ADULT AND JUVENILE

| PART I CRIMES | PULASKI | | | | ROBERTSON | | | | ROCKCASTLE | | | |
|--------------------------------|---------|-----|-----|-------|-----------|-----|-----|-------|------------|-----|-----|-------|
| | ADULT | JUV | UNK | TOTAL | ADULT | JUV | UNK | TOTAL | ADULT | JUV | UNK | TOTAL |
| MURDER | 1 | 0 | 0 | 1 | 1 | 0 | 0 | 1 | 0 | 0 | 0 | 0 |
| FORCIBLE RAPE | 0 | 0 | 0 | 0 | 0 | 1 | 0 | 1 | 0 | 0 | 0 | 0 |
| ROBBERY | 8 | 0 | 0 | 8 | 1 | 1 | 0 | 2 | 11 | 0 | 0 | 11 |
| AGGRAVATED ASSAULT | 0 | 0 | 0 | 0 | 0 | 0 | 0 | 0 | 12 | 0 | 0 | 12 |
| BURGLARY | 0 | 0 | 0 | 0 | 2 | 0 | 0 | 2 | 16 | 0 | 2 | 18 |
| LARCENY-THEFT | 1 | 0 | 0 | 1 | 5 | 0 | 0 | 5 | 32 | 1 | 4 | 37 |
| AUTO THEFT | 1 | 0 | 0 | 1 | 0 | 0 | 0 | 0 | 5 | 0 | 0 | 5 |
| ARSON | 0 | 0 | 0 | 0 | 0 | 0 | 0 | 0 | 0 | 0 | 0 | 0 |
| TOTAL FOR PART I CRIMES | 11 | 0 | 0 | 11 | 9 | 2 | 0 | 11 | 76 | 1 | 6 | 83 |

| PART II CRIMES | | | | | | | | | | | | |
|--|-----|---|----|-----|----|---|---|----|-------|----|----|-------|
| MANSLAUGHTER BY NEGLIGENCE | 1 | 0 | 0 | 1 | 0 | 0 | 0 | 0 | 0 | 0 | 0 | 0 |
| OTHER ASSAULTS | 12 | 0 | 1 | 13 | 7 | 0 | 0 | 7 | 133 | 3 | 5 | 141 |
| FORGERY & COUNTERFEITING | 5 | 0 | 0 | 5 | 0 | 0 | 0 | 0 | 20 | 1 | 1 | 22 |
| FRAUD | 8 | 0 | 0 | 8 | 0 | 0 | 0 | 0 | 47 | 0 | 3 | 50 |
| EMBEZZLEMENT | 0 | 0 | 0 | 0 | 0 | 0 | 0 | 0 | 3 | 0 | 0 | 3 |
| STOLEN PROPERTY: BUYING, RECEIVING, POSSESSION | 15 | 0 | 0 | 15 | 0 | 0 | 0 | 0 | 61 | 0 | 1 | 62 |
| VANDALISM | 3 | 0 | 0 | 3 | 0 | 0 | 0 | 0 | 13 | 0 | 1 | 14 |
| WEAPONS: CARRYING, POSSESSION, ETC. | 5 | 0 | 0 | 5 | 0 | 0 | 0 | 0 | 24 | 0 | 0 | 24 |
| PROSTITUTION & COMMERCIALIZED VICE | 0 | 0 | 0 | 0 | 0 | 0 | 0 | 0 | 0 | 0 | 0 | 0 |
| SEX OFFENSES (EXCEPT RAPE & PROSTITUTION) | 5 | 0 | 0 | 5 | 0 | 1 | 0 | 1 | 18 | 0 | 0 | 18 |
| NARCOTIC DRUG LAWS | 50 | 1 | 3 | 54 | 14 | 2 | 0 | 16 | 309 | 10 | 13 | 332 |
| GAMBLING | 0 | 0 | 0 | 0 | 0 | 0 | 0 | 0 | 0 | 0 | 0 | 0 |
| OFFENSES AGAINST FAMILY | 2 | 0 | 0 | 2 | 2 | 0 | 0 | 2 | 56 | 0 | 1 | 57 |
| DRIVING UNDER THE INFLUENCE | 122 | 3 | 6 | 131 | 6 | 1 | 5 | 12 | 139 | 0 | 16 | 155 |
| LIQUOR LAWS | 11 | 1 | 0 | 12 | 2 | 0 | 1 | 3 | 40 | 0 | 4 | 44 |
| DRUNKENNESS | 34 | 2 | 1 | 37 | 2 | 0 | 1 | 3 | 195 | 5 | 6 | 206 |
| DISORDERLY CONDUCT | 10 | 1 | 0 | 11 | 2 | 0 | 0 | 2 | 41 | 0 | 4 | 45 |
| ALL OTHER OFFENSES (EXCEPT TRAFFIC) | 88 | 0 | 4 | 92 | 28 | 0 | 0 | 28 | 356 | 3 | 18 | 377 |
| CURFEW & LOITERING LAW VIOLATIONS | 0 | 0 | 0 | 0 | 0 | 0 | 0 | 0 | 0 | 0 | 0 | 0 |
| RUNAWAYS | 0 | 0 | 0 | 0 | 0 | 0 | 0 | 0 | 0 | 0 | 0 | 0 |
| TOTAL FOR PART II CRIMES | 371 | 8 | 15 | 394 | 63 | 4 | 7 | 74 | 1,455 | 22 | 73 | 1,550 |

| | | | | | | | | | | | | |
|---------------------|-----|---|----|-----|----|---|---|----|-------|----|----|-------|
| TOTAL CRIMES | 382 | 8 | 15 | 405 | 72 | 6 | 7 | 85 | 1,531 | 23 | 79 | 1,633 |
|---------------------|-----|---|----|-----|----|---|---|----|-------|----|----|-------|

2004 TOTAL ARRESTS BY COUNTY-ADULT AND JUVENILE

| PART I CRIMES | ROWAN | | | | RUSSELL | | | | SCOTT | | | |
|--------------------------------|-------|-----|-----|-------|---------|-----|-----|-------|-------|-----|-----|-------|
| | ADULT | JUV | UNK | TOTAL | ADULT | JUV | UNK | TOTAL | ADULT | JUV | UNK | TOTAL |
| MURDER | 0 | 0 | 0 | 0 | 2 | 0 | 0 | 2 | 2 | 0 | 0 | 2 |
| FORCIBLE RAPE | 0 | 0 | 0 | 0 | 2 | 0 | 0 | 2 | 0 | 0 | 0 | 0 |
| ROBBERY | 0 | 0 | 1 | 1 | 0 | 0 | 0 | 0 | 0 | 0 | 0 | 0 |
| AGGRAVATED ASSAULT | 5 | 1 | 0 | 6 | 6 | 0 | 0 | 6 | 0 | 0 | 0 | 0 |
| BURGLARY | 18 | 2 | 0 | 20 | 4 | 0 | 1 | 5 | 8 | 0 | 0 | 8 |
| LARCENY-THEFT | 54 | 22 | 2 | 78 | 5 | 1 | 0 | 6 | 9 | 0 | 0 | 9 |
| AUTO THEFT | 5 | 0 | 0 | 5 | 0 | 0 | 0 | 0 | 0 | 0 | 0 | 0 |
| ARSON | 0 | 0 | 0 | 0 | 0 | 0 | 0 | 0 | 4 | 0 | 0 | 4 |
| TOTAL FOR PART I CRIMES | 82 | 25 | 3 | 110 | 19 | 1 | 1 | 21 | 23 | 0 | 0 | 23 |

| PART II CRIMES | | | | | | | | | | | | |
|--|-------|----|-----|-------|-----|----|----|-----|-----|---|----|-----|
| MANSLAUGHTER BY NEGLIGENCE | 0 | 0 | 0 | 0 | 0 | 0 | 0 | 0 | 0 | 0 | 0 | 0 |
| OTHER ASSAULTS | 54 | 11 | 5 | 70 | 8 | 0 | 4 | 12 | 13 | 0 | 0 | 13 |
| FORGERY & COUNTERFEITING | 35 | 0 | 5 | 40 | 0 | 0 | 0 | 0 | 7 | 0 | 0 | 7 |
| FRAUD | 41 | 0 | 8 | 49 | 6 | 0 | 0 | 6 | 9 | 0 | 1 | 10 |
| EMBEZZLEMENT | 2 | 0 | 0 | 2 | 0 | 0 | 0 | 0 | 0 | 0 | 0 | 0 |
| STOLEN PROPERTY: BUYING, RECEIVING, POSSESSION | 12 | 2 | 0 | 14 | 0 | 0 | 0 | 0 | 2 | 0 | 0 | 2 |
| VANDALISM | 13 | 8 | 0 | 21 | 3 | 1 | 2 | 6 | 3 | 0 | 0 | 3 |
| WEAPONS: CARRYING, POSSESSION, ETC. | 5 | 0 | 3 | 8 | 0 | 0 | 0 | 0 | 2 | 0 | 0 | 2 |
| PROSTITUTION & COMMERCIALIZED VICE | 0 | 0 | 0 | 0 | 0 | 0 | 0 | 0 | 1 | 0 | 0 | 1 |
| SEX OFFENSES (EXCEPT RAPE & PROSTITUTION) | 9 | 2 | 0 | 11 | 59 | 2 | 4 | 65 | 0 | 0 | 0 | 0 |
| NARCOTIC DRUG LAWS | 160 | 5 | 14 | 179 | 55 | 6 | 5 | 66 | 61 | 0 | 4 | 65 |
| GAMBLING | 0 | 0 | 0 | 0 | 0 | 0 | 0 | 0 | 0 | 0 | 0 | 0 |
| OFFENSES AGAINST FAMILY | 18 | 0 | 1 | 19 | 3 | 0 | 0 | 3 | 18 | 0 | 0 | 18 |
| DRIVING UNDER THE INFLUENCE | 249 | 5 | 25 | 279 | 75 | 3 | 9 | 87 | 27 | 0 | 0 | 27 |
| LIQUOR LAWS | 41 | 0 | 4 | 45 | 17 | 0 | 4 | 21 | 7 | 0 | 1 | 8 |
| DRUNKENNESS | 222 | 5 | 10 | 237 | 14 | 0 | 2 | 16 | 15 | 0 | 1 | 16 |
| DISORDERLY CONDUCT | 26 | 2 | 2 | 30 | 4 | 0 | 2 | 6 | 3 | 0 | 2 | 5 |
| ALL OTHER OFFENSES (EXCEPT TRAFFIC) | 265 | 9 | 23 | 297 | 115 | 0 | 14 | 129 | 126 | 1 | 6 | 133 |
| CURFEW & LOITERING LAW VIOLATIONS | 0 | 0 | 0 | 0 | 0 | 0 | 0 | 0 | 0 | 0 | 0 | 0 |
| RUNAWAYS | 0 | 0 | 0 | 0 | 0 | 0 | 0 | 0 | 0 | 0 | 0 | 0 |
| TOTAL FOR PART II CRIMES | 1,152 | 49 | 100 | 1,301 | 359 | 12 | 46 | 417 | 294 | 1 | 15 | 310 |

| | | | | | | | | | | | | |
|---------------------|-------|----|-----|-------|-----|----|----|-----|-----|---|----|-----|
| TOTAL CRIMES | 1,234 | 74 | 103 | 1,411 | 378 | 13 | 47 | 438 | 317 | 1 | 15 | 333 |
|---------------------|-------|----|-----|-------|-----|----|----|-----|-----|---|----|-----|

2004 TOTAL ARRESTS BY COUNTY-ADULT AND JUVENILE

| PART I CRIMES | SHELBY | | | | SIMPSON | | | | SPENCER | | | |
|--------------------------------|--------|-----|-----|-------|---------|-----|-----|-------|---------|-----|-----|-------|
| | ADULT | JUV | UNK | TOTAL | ADULT | JUV | UNK | TOTAL | ADULT | JUV | UNK | TOTAL |
| MURDER | 0 | 0 | 0 | 0 | 0 | 0 | 0 | 0 | 0 | 0 | 0 | 0 |
| FORCIBLE RAPE | 2 | 0 | 0 | 2 | 2 | 0 | 0 | 2 | 0 | 0 | 0 | 0 |
| ROBBERY | 3 | 0 | 0 | 3 | 6 | 0 | 0 | 6 | 0 | 0 | 0 | 0 |
| AGGRAVATED ASSAULT | 18 | 1 | 0 | 19 | 17 | 0 | 0 | 17 | 2 | 0 | 0 | 2 |
| BURGLARY | 37 | 4 | 0 | 41 | 8 | 0 | 0 | 8 | 1 | 0 | 0 | 1 |
| LARCENY-THEFT | 85 | 11 | 2 | 98 | 57 | 0 | 1 | 58 | 0 | 0 | 0 | 0 |
| AUTO THEFT | 8 | 2 | 0 | 10 | 3 | 0 | 0 | 3 | 0 | 0 | 0 | 0 |
| ARSON | 0 | 0 | 0 | 0 | 0 | 0 | 0 | 0 | 0 | 0 | 0 | 0 |
| TOTAL FOR PART I CRIMES | 153 | 18 | 2 | 173 | 93 | 0 | 1 | 94 | 3 | 0 | 0 | 3 |

| PART II CRIMES | | | | | | | | | | | | |
|--|-------|----|-----|-------|-----|----|---|-----|-----|----|----|-----|
| MANSLAUGHTER BY NEGLIGENCE | 0 | 0 | 0 | 0 | 0 | 0 | 0 | 0 | 1 | 0 | 0 | 1 |
| OTHER ASSAULTS | 130 | 6 | 4 | 140 | 83 | 6 | 0 | 89 | 19 | 0 | 0 | 19 |
| FORGERY & COUNTERFEITING | 17 | 0 | 0 | 17 | 31 | 0 | 0 | 31 | 0 | 0 | 0 | 0 |
| FRAUD | 164 | 1 | 47 | 212 | 8 | 0 | 0 | 8 | 2 | 0 | 0 | 2 |
| EMBEZZLEMENT | 0 | 0 | 0 | 0 | 10 | 0 | 0 | 10 | 0 | 0 | 0 | 0 |
| STOLEN PROPERTY: BUYING, RECEIVING, POSSESSION | 16 | 1 | 0 | 17 | 8 | 0 | 0 | 8 | 0 | 0 | 0 | 0 |
| VANDALISM | 22 | 1 | 0 | 23 | 9 | 0 | 0 | 9 | 1 | 0 | 0 | 1 |
| WEAPONS: CARRYING, POSSESSION, ETC. | 17 | 0 | 0 | 17 | 11 | 0 | 0 | 11 | 1 | 0 | 0 | 1 |
| PROSTITUTION & COMMERCIALIZED VICE | 8 | 0 | 0 | 8 | 0 | 0 | 0 | 0 | 0 | 0 | 0 | 0 |
| SEX OFFENSES (EXCEPT RAPE & PROSTITUTION) | 9 | 1 | 0 | 10 | 6 | 0 | 0 | 6 | 1 | 1 | 0 | 2 |
| NARCOTIC DRUG LAWS | 378 | 4 | 10 | 392 | 309 | 4 | 2 | 315 | 84 | 4 | 5 | 93 |
| GAMBLING | 0 | 0 | 0 | 0 | 0 | 0 | 0 | 0 | 0 | 0 | 0 | 0 |
| OFFENSES AGAINST FAMILY | 32 | 0 | 2 | 34 | 14 | 0 | 0 | 14 | 2 | 0 | 0 | 2 |
| DRIVING UNDER THE INFLUENCE | 351 | 3 | 10 | 364 | 85 | 0 | 0 | 85 | 96 | 1 | 8 | 105 |
| LIQUOR LAWS | 111 | 2 | 3 | 116 | 36 | 0 | 0 | 36 | 34 | 0 | 4 | 38 |
| DRUNKENNESS | 152 | 5 | 21 | 178 | 115 | 2 | 2 | 119 | 23 | 3 | 0 | 26 |
| DISORDERLY CONDUCT | 67 | 3 | 8 | 78 | 33 | 0 | 0 | 33 | 6 | 0 | 0 | 6 |
| ALL OTHER OFFENSES (EXCEPT TRAFFIC) | 755 | 5 | 27 | 787 | 132 | 8 | 3 | 143 | 43 | 1 | 4 | 48 |
| CURFEW & LOITERING LAW VIOLATIONS | 0 | 0 | 0 | 0 | 0 | 0 | 0 | 0 | 0 | 0 | 0 | 0 |
| RUNAWAYS | 0 | 0 | 0 | 0 | 0 | 0 | 0 | 0 | 0 | 0 | 0 | 0 |
| TOTAL FOR PART II CRIMES | 2,229 | 32 | 132 | 2,393 | 890 | 20 | 7 | 917 | 313 | 10 | 21 | 344 |

| | | | | | | | | | | | | |
|---------------------|-------|----|-----|-------|-----|----|---|-------|-----|----|----|-----|
| TOTAL CRIMES | 2,382 | 50 | 134 | 2,566 | 983 | 20 | 8 | 1,011 | 316 | 10 | 21 | 347 |
|---------------------|-------|----|-----|-------|-----|----|---|-------|-----|----|----|-----|

2004 TOTAL ARRESTS BY COUNTY-ADULT AND JUVENILE

| PART I CRIMES | TAYLOR | | | | TODD | | | | TRIGG | | | |
|--------------------------------|--------|-----|-----|-------|-------|-----|-----|-------|-------|-----|-----|-------|
| | ADULT | JUV | UNK | TOTAL | ADULT | JUV | UNK | TOTAL | ADULT | JUV | UNK | TOTAL |
| MURDER | 2 | 0 | 0 | 2 | 3 | 0 | 0 | 3 | 0 | 0 | 0 | 0 |
| FORCIBLE RAPE | 2 | 0 | 0 | 2 | 0 | 0 | 0 | 0 | 7 | 0 | 1 | 8 |
| ROBBERY | 6 | 0 | 0 | 6 | 1 | 0 | 0 | 1 | 2 | 0 | 0 | 2 |
| AGGRAVATED ASSAULT | 17 | 0 | 0 | 17 | 9 | 1 | 0 | 10 | 7 | 2 | 0 | 9 |
| BURGLARY | 28 | 9 | 1 | 38 | 2 | 0 | 0 | 2 | 21 | 4 | 0 | 25 |
| LARCENY-THEFT | 40 | 10 | 0 | 50 | 27 | 0 | 2 | 29 | 17 | 5 | 0 | 22 |
| AUTO THEFT | 6 | 0 | 0 | 6 | 0 | 0 | 0 | 0 | 4 | 0 | 0 | 4 |
| ARSON | 5 | 0 | 0 | 5 | 2 | 0 | 0 | 2 | 0 | 1 | 0 | 1 |
| TOTAL FOR PART I CRIMES | 106 | 19 | 1 | 126 | 44 | 1 | 2 | 47 | 58 | 12 | 1 | 71 |

| PART II CRIMES | | | | | | | | | | | | |
|--|-----|----|----|-------|-----|----|----|-----|-----|----|----|-----|
| MANSLAUGHTER BY NEGLIGENCE | 0 | 0 | 0 | 0 | 0 | 0 | 0 | 0 | 0 | 0 | 0 | 0 |
| OTHER ASSAULTS | 84 | 3 | 2 | 89 | 39 | 0 | 1 | 40 | 58 | 1 | 2 | 61 |
| FORGERY & COUNTERFEITING | 57 | 1 | 1 | 59 | 14 | 0 | 1 | 15 | 6 | 0 | 0 | 6 |
| FRAUD | 225 | 0 | 4 | 229 | 1 | 0 | 0 | 1 | 65 | 0 | 1 | 66 |
| EMBEZZLEMENT | 0 | 0 | 0 | 0 | 3 | 0 | 0 | 3 | 1 | 0 | 0 | 1 |
| STOLEN PROPERTY: BUYING, RECEIVING, POSSESSION | 20 | 0 | 0 | 20 | 1 | 0 | 0 | 1 | 5 | 0 | 0 | 5 |
| VANDALISM | 14 | 5 | 0 | 19 | 0 | 0 | 0 | 0 | 3 | 1 | 0 | 4 |
| WEAPONS: CARRYING, POSSESSION, ETC. | 8 | 0 | 0 | 8 | 2 | 1 | 0 | 3 | 11 | 1 | 0 | 12 |
| PROSTITUTION & COMMERCIALIZED VICE | 0 | 0 | 0 | 0 | 0 | 0 | 0 | 0 | 0 | 0 | 0 | 0 |
| SEX OFFENSES (EXCEPT RAPE & PROSTITUTION) | 20 | 9 | 16 | 45 | 12 | 6 | 0 | 18 | 10 | 1 | 3 | 14 |
| NARCOTIC DRUG LAWS | 129 | 4 | 0 | 133 | 141 | 11 | 5 | 157 | 82 | 9 | 0 | 91 |
| GAMBLING | 0 | 0 | 0 | 0 | 0 | 0 | 0 | 0 | 0 | 0 | 0 | 0 |
| OFFENSES AGAINST FAMILY | 19 | 0 | 1 | 20 | 15 | 3 | 0 | 18 | 12 | 0 | 0 | 12 |
| DRIVING UNDER THE INFLUENCE | 64 | 0 | 0 | 64 | 32 | 2 | 1 | 35 | 64 | 3 | 2 | 69 |
| LIQUOR LAWS | 12 | 1 | 0 | 13 | 8 | 0 | 2 | 10 | 17 | 0 | 0 | 17 |
| DRUNKENNESS | 50 | 1 | 0 | 51 | 26 | 1 | 2 | 29 | 37 | 1 | 1 | 39 |
| DISORDERLY CONDUCT | 40 | 1 | 3 | 44 | 6 | 0 | 0 | 6 | 22 | 1 | 0 | 23 |
| ALL OTHER OFFENSES (EXCEPT TRAFFIC) | 210 | 15 | 10 | 235 | 47 | 3 | 6 | 56 | 71 | 2 | 1 | 74 |
| CURFEW & LOITERING LAW VIOLATIONS | 0 | 0 | 1 | 1 | 0 | 0 | 0 | 0 | 0 | 0 | 0 | 0 |
| RUNAWAYS | 0 | 0 | 0 | 0 | 0 | 0 | 0 | 0 | 0 | 0 | 0 | 0 |
| TOTAL FOR PART II CRIMES | 952 | 40 | 38 | 1,030 | 347 | 27 | 18 | 392 | 464 | 20 | 10 | 494 |

| | | | | | | | | | | | | |
|---------------------|-------|----|----|-------|-----|----|----|-----|-----|----|----|-----|
| TOTAL CRIMES | 1,058 | 59 | 39 | 1,156 | 391 | 28 | 20 | 439 | 522 | 32 | 11 | 565 |
|---------------------|-------|----|----|-------|-----|----|----|-----|-----|----|----|-----|

2004 TOTAL ARRESTS BY COUNTY-ADULT AND JUVENILE

| PART I CRIMES | TRIMBLE | | | | UNION | | | | WARREN | | | |
|--------------------------------|---------|-----|-----|-------|-------|-----|-----|-------|--------|-----|-----|-------|
| | ADULT | JUV | UNK | TOTAL | ADULT | JUV | UNK | TOTAL | ADULT | JUV | UNK | TOTAL |
| MURDER | 0 | 0 | 0 | 0 | 3 | 0 | 0 | 3 | 3 | 2 | 0 | 5 |
| FORCIBLE RAPE | 0 | 0 | 0 | 0 | 1 | 0 | 0 | 1 | 2 | 0 | 0 | 2 |
| ROBBERY | 0 | 0 | 0 | 0 | 2 | 0 | 0 | 2 | 2 | 1 | 0 | 3 |
| AGGRAVATED ASSAULT | 2 | 0 | 0 | 2 | 13 | 3 | 0 | 16 | 17 | 6 | 0 | 23 |
| BURGLARY | 4 | 1 | 0 | 5 | 16 | 0 | 0 | 16 | 32 | 32 | 1 | 65 |
| LARCENY-THEFT | 4 | 1 | 0 | 5 | 32 | 0 | 0 | 32 | 39 | 15 | 0 | 54 |
| AUTO THEFT | 2 | 0 | 0 | 2 | 8 | 0 | 0 | 8 | 4 | 6 | 2 | 12 |
| ARSON | 0 | 0 | 0 | 0 | 0 | 0 | 0 | 0 | 0 | 1 | 0 | 1 |
| TOTAL FOR PART I CRIMES | 12 | 2 | 0 | 14 | 75 | 3 | 0 | 78 | 99 | 63 | 3 | 165 |

| PART II CRIMES | | | | | | | | | | | | |
|--|-----|----|----|-----|-----|----|----|-----|-------|-----|----|-------|
| MANSLAUGHTER BY NEGLIGENCE | 0 | 0 | 0 | 0 | 0 | 0 | 0 | 0 | 2 | 0 | 0 | 2 |
| OTHER ASSAULTS | 45 | 4 | 1 | 50 | 73 | 7 | 6 | 86 | 105 | 58 | 3 | 166 |
| FORGERY & COUNTERFEITING | 0 | 0 | 0 | 0 | 34 | 0 | 0 | 34 | 29 | 2 | 0 | 31 |
| FRAUD | 4 | 0 | 0 | 4 | 70 | 0 | 6 | 76 | 24 | 2 | 0 | 26 |
| EMBEZZLEMENT | 0 | 0 | 0 | 0 | 1 | 0 | 0 | 1 | 3 | 0 | 0 | 3 |
| STOLEN PROPERTY: BUYING, RECEIVING, POSSESSION | 0 | 0 | 0 | 0 | 5 | 0 | 1 | 6 | 26 | 16 | 1 | 43 |
| VANDALISM | 3 | 5 | 1 | 9 | 11 | 0 | 0 | 11 | 12 | 18 | 0 | 30 |
| WEAPONS: CARRYING, POSSESSION, ETC. | 2 | 0 | 0 | 2 | 0 | 0 | 0 | 0 | 35 | 1 | 1 | 37 |
| PROSTITUTION & COMMERCIALIZED VICE | 0 | 0 | 0 | 0 | 0 | 0 | 0 | 0 | 0 | 0 | 0 | 0 |
| SEX OFFENSES (EXCEPT RAPE & PROSTITUTION) | 3 | 0 | 1 | 4 | 2 | 0 | 0 | 2 | 11 | 7 | 0 | 18 |
| NARCOTIC DRUG LAWS | 48 | 0 | 3 | 51 | 194 | 2 | 21 | 217 | 506 | 39 | 24 | 569 |
| GAMBLING | 0 | 0 | 0 | 0 | 0 | 0 | 0 | 0 | 0 | 0 | 0 | 0 |
| OFFENSES AGAINST FAMILY | 3 | 0 | 0 | 3 | 17 | 0 | 0 | 17 | 21 | 0 | 1 | 22 |
| DRIVING UNDER THE INFLUENCE | 39 | 3 | 6 | 48 | 80 | 2 | 12 | 94 | 284 | 8 | 8 | 300 |
| LIQUOR LAWS | 17 | 2 | 2 | 21 | 9 | 0 | 3 | 12 | 75 | 6 | 6 | 87 |
| DRUNKENNESS | 23 | 0 | 1 | 24 | 30 | 0 | 0 | 30 | 180 | 17 | 6 | 203 |
| DISORDERLY CONDUCT | 6 | 0 | 0 | 6 | 13 | 0 | 0 | 13 | 59 | 18 | 0 | 77 |
| ALL OTHER OFFENSES (EXCEPT TRAFFIC) | 61 | 0 | 2 | 63 | 222 | 1 | 2 | 225 | 471 | 67 | 20 | 558 |
| CURFEW & LOITERING LAW VIOLATIONS | 0 | 0 | 0 | 0 | 0 | 0 | 0 | 0 | 0 | 0 | 0 | 0 |
| RUNAWAYS | 0 | 0 | 0 | 0 | 1 | 1 | 0 | 2 | 0 | 19 | 0 | 19 |
| TOTAL FOR PART II CRIMES | 254 | 14 | 17 | 285 | 762 | 13 | 51 | 826 | 1,843 | 278 | 70 | 2,191 |

| | | | | | | | | | | | | |
|---------------------|-----|----|----|-----|-----|----|----|-----|-------|-----|----|-------|
| TOTAL CRIMES | 266 | 16 | 17 | 299 | 837 | 16 | 51 | 904 | 1,942 | 341 | 73 | 2,356 |
|---------------------|-----|----|----|-----|-----|----|----|-----|-------|-----|----|-------|

2004 TOTAL ARRESTS BY COUNTY-ADULT AND JUVENILE

| PART I CRIMES | WASHINGTON | | | | WAYNE | | | | WEBSTER | | | |
|--------------------------------|------------|-----|-----|-------|-------|-----|-----|-------|---------|-----|-----|-------|
| | ADULT | JUV | UNK | TOTAL | ADULT | JUV | UNK | TOTAL | ADULT | JUV | UNK | TOTAL |
| MURDER | 0 | 0 | 1 | 1 | 6 | 0 | 1 | 7 | 0 | 0 | 0 | 0 |
| FORCIBLE RAPE | 87 | 1 | 1 | 89 | 3 | 0 | 0 | 3 | 0 | 0 | 0 | 0 |
| ROBBERY | 0 | 0 | 0 | 0 | 15 | 0 | 0 | 15 | 0 | 0 | 0 | 0 |
| AGGRAVATED ASSAULT | 11 | 0 | 1 | 12 | 26 | 1 | 1 | 28 | 7 | 0 | 0 | 7 |
| BURGLARY | 11 | 0 | 0 | 11 | 21 | 0 | 2 | 23 | 5 | 0 | 0 | 5 |
| LARCENY-THEFT | 22 | 5 | 1 | 28 | 19 | 1 | 1 | 21 | 23 | 0 | 1 | 24 |
| AUTO THEFT | 5 | 0 | 0 | 5 | 6 | 1 | 0 | 7 | 11 | 0 | 0 | 11 |
| ARSON | 0 | 0 | 0 | 0 | 0 | 2 | 0 | 2 | 1 | 0 | 0 | 1 |
| TOTAL FOR PART I CRIMES | 136 | 6 | 4 | 146 | 96 | 5 | 5 | 106 | 47 | 0 | 1 | 48 |

| PART II CRIMES | | | | | | | | | | | | |
|--|-----|----|----|-----|-------|----|----|-------|-----|---|----|-----|
| MANSLAUGHTER BY NEGLIGENCE | 0 | 0 | 0 | 0 | 0 | 0 | 0 | 0 | 0 | 0 | 0 | 0 |
| OTHER ASSAULTS | 71 | 7 | 4 | 82 | 123 | 4 | 1 | 128 | 97 | 1 | 3 | 101 |
| FORGERY & COUNTERFEITING | 39 | 3 | 0 | 42 | 92 | 0 | 10 | 102 | 38 | 0 | 0 | 38 |
| FRAUD | 128 | 0 | 6 | 134 | 142 | 0 | 13 | 155 | 28 | 0 | 10 | 38 |
| EMBEZZLEMENT | 1 | 0 | 0 | 1 | 1 | 0 | 0 | 1 | 3 | 0 | 0 | 3 |
| STOLEN PROPERTY: BUYING, RECEIVING, POSSESSION | 6 | 0 | 0 | 6 | 22 | 0 | 0 | 22 | 1 | 0 | 0 | 1 |
| VANDALISM | 20 | 0 | 0 | 20 | 14 | 0 | 1 | 15 | 22 | 0 | 0 | 22 |
| WEAPONS: CARRYING, POSSESSION, ETC. | 5 | 0 | 0 | 5 | 4 | 0 | 1 | 5 | 12 | 0 | 0 | 12 |
| PROSTITUTION & COMMERCIALIZED VICE | 0 | 0 | 0 | 0 | 0 | 0 | 0 | 0 | 0 | 0 | 0 | 0 |
| SEX OFFENSES (EXCEPT RAPE & PROSTITUTION) | 131 | 2 | 3 | 136 | 12 | 4 | 0 | 16 | 9 | 0 | 0 | 9 |
| NARCOTIC DRUG LAWS | 125 | 5 | 2 | 132 | 169 | 2 | 5 | 176 | 219 | 0 | 17 | 236 |
| GAMBLING | 0 | 0 | 0 | 0 | 0 | 0 | 0 | 0 | 0 | 0 | 0 | 0 |
| OFFENSES AGAINST FAMILY | 31 | 0 | 1 | 32 | 57 | 0 | 0 | 57 | 34 | 0 | 0 | 34 |
| DRIVING UNDER THE INFLUENCE | 44 | 0 | 1 | 45 | 43 | 0 | 0 | 43 | 59 | 1 | 1 | 61 |
| LIQUOR LAWS | 17 | 6 | 2 | 25 | 5 | 0 | 0 | 5 | 24 | 0 | 1 | 25 |
| DRUNKENNESS | 43 | 1 | 5 | 49 | 46 | 3 | 5 | 54 | 66 | 0 | 1 | 67 |
| DISORDERLY CONDUCT | 8 | 0 | 0 | 8 | 47 | 1 | 5 | 53 | 33 | 0 | 2 | 35 |
| ALL OTHER OFFENSES (EXCEPT TRAFFIC) | 69 | 3 | 6 | 78 | 323 | 0 | 8 | 331 | 276 | 2 | 6 | 284 |
| CURFEW & LOITERING LAW VIOLATIONS | 0 | 0 | 0 | 0 | 0 | 0 | 0 | 0 | 0 | 0 | 0 | 0 |
| RUNAWAYS | 0 | 0 | 0 | 0 | 0 | 0 | 0 | 0 | 0 | 0 | 0 | 0 |
| TOTAL FOR PART II CRIMES | 738 | 27 | 30 | 795 | 1,100 | 14 | 49 | 1,163 | 921 | 4 | 41 | 966 |

| | | | | | | | | | | | | |
|---------------------|-----|----|----|-----|-------|----|----|-------|-----|---|----|-------|
| TOTAL CRIMES | 874 | 33 | 34 | 941 | 1,196 | 19 | 54 | 1,269 | 968 | 4 | 42 | 1,014 |
|---------------------|-----|----|----|-----|-------|----|----|-------|-----|---|----|-------|

2004 TOTAL ARRESTS BY COUNTY-ADULT AND JUVENILE

| PART I CRIMES | WHITLEY | | | | WOLFE | | | | WOODFORD | | | |
|--------------------------------|---------|-----|-----|-------|-------|-----|-----|-------|----------|-----|-----|-------|
| | ADULT | JUV | UNK | TOTAL | ADULT | JUV | UNK | TOTAL | ADULT | JUV | UNK | TOTAL |
| MURDER | 4 | 0 | 0 | 4 | 0 | 0 | 0 | 0 | 0 | 0 | 0 | 0 |
| FORCIBLE RAPE | 7 | 0 | 1 | 8 | 0 | 0 | 0 | 0 | 4 | 0 | 0 | 4 |
| ROBBERY | 7 | 0 | 0 | 7 | 2 | 0 | 0 | 2 | 3 | 0 | 0 | 3 |
| AGGRAVATED ASSAULT | 2 | 0 | 0 | 2 | 4 | 0 | 0 | 4 | 29 | 1 | 0 | 30 |
| BURGLARY | 14 | 4 | 0 | 18 | 4 | 1 | 1 | 6 | 7 | 1 | 0 | 8 |
| LARCENY-THEFT | 91 | 6 | 0 | 97 | 8 | 0 | 0 | 8 | 40 | 4 | 1 | 45 |
| AUTO THEFT | 7 | 1 | 0 | 8 | 1 | 0 | 0 | 1 | 3 | 2 | 0 | 5 |
| ARSON | 0 | 0 | 0 | 0 | 0 | 0 | 0 | 0 | 1 | 0 | 0 | 1 |
| TOTAL FOR PART I CRIMES | 132 | 11 | 1 | 144 | 19 | 1 | 1 | 21 | 87 | 8 | 1 | 96 |

| PART II CRIMES | | | | | | | | | | | | |
|--|-------|----|----|-------|-----|----|----|-----|-------|----|----|-------|
| MANSLAUGHTER BY NEGLIGENCE | 0 | 0 | 0 | 0 | 0 | 0 | 0 | 0 | 0 | 0 | 0 | 0 |
| OTHER ASSAULTS | 127 | 7 | 2 | 136 | 62 | 6 | 4 | 72 | 87 | 11 | 4 | 102 |
| FORGERY & COUNTERFEITING | 21 | 0 | 0 | 21 | 4 | 0 | 0 | 4 | 55 | 0 | 0 | 55 |
| FRAUD | 43 | 2 | 0 | 45 | 2 | 0 | 0 | 2 | 28 | 0 | 3 | 31 |
| EMBEZZLEMENT | 0 | 0 | 0 | 0 | 1 | 0 | 0 | 1 | 0 | 0 | 0 | 0 |
| STOLEN PROPERTY: BUYING, RECEIVING, POSSESSION | 35 | 2 | 0 | 37 | 1 | 3 | 0 | 4 | 28 | 2 | 0 | 30 |
| VANDALISM | 19 | 2 | 0 | 21 | 6 | 0 | 0 | 6 | 10 | 1 | 0 | 11 |
| WEAPONS: CARRYING, POSSESSION, ETC. | 33 | 0 | 0 | 33 | 5 | 0 | 0 | 5 | 13 | 1 | 0 | 14 |
| PROSTITUTION & COMMERCIALIZED VICE | 0 | 0 | 0 | 0 | 0 | 0 | 0 | 0 | 0 | 0 | 0 | 0 |
| SEX OFFENSES (EXCEPT RAPE & PROSTITUTION) | 23 | 3 | 0 | 26 | 5 | 0 | 0 | 5 | 12 | 0 | 0 | 12 |
| NARCOTIC DRUG LAWS | 452 | 7 | 15 | 474 | 155 | 7 | 22 | 184 | 121 | 1 | 2 | 124 |
| GAMBLING | 0 | 0 | 0 | 0 | 0 | 0 | 0 | 0 | 0 | 0 | 0 | 0 |
| OFFENSES AGAINST FAMILY | 57 | 0 | 0 | 57 | 4 | 0 | 3 | 7 | 9 | 0 | 0 | 9 |
| DRIVING UNDER THE INFLUENCE | 222 | 8 | 5 | 235 | 127 | 1 | 22 | 150 | 216 | 5 | 5 | 226 |
| LIQUOR LAWS | 49 | 0 | 1 | 50 | 54 | 1 | 5 | 60 | 22 | 1 | 0 | 23 |
| DRUNKENNESS | 186 | 16 | 5 | 207 | 96 | 2 | 9 | 107 | 194 | 1 | 4 | 199 |
| DISORDERLY CONDUCT | 81 | 9 | 1 | 91 | 26 | 3 | 4 | 33 | 39 | 8 | 0 | 47 |
| ALL OTHER OFFENSES (EXCEPT TRAFFIC) | 295 | 10 | 10 | 315 | 126 | 1 | 3 | 130 | 235 | 11 | 6 | 252 |
| CURFEW & LOITERING LAW VIOLATIONS | 0 | 0 | 0 | 0 | 0 | 0 | 0 | 0 | 0 | 0 | 0 | 0 |
| RUNAWAYS | 0 | 1 | 0 | 1 | 0 | 0 | 0 | 0 | 0 | 0 | 0 | 0 |
| TOTAL FOR PART II CRIMES | 1,643 | 67 | 39 | 1,749 | 674 | 24 | 72 | 770 | 1,069 | 42 | 24 | 1,135 |

| | | | | | | | | | | | | |
|---------------------|-------|----|----|-------|-----|----|----|-----|-------|----|----|-------|
| TOTAL CRIMES | 1,775 | 78 | 40 | 1,893 | 693 | 25 | 73 | 791 | 1,156 | 50 | 25 | 1,231 |
|---------------------|-------|----|----|-------|-----|----|----|-----|-------|----|----|-------|

2004 DRUG ARRESTS
BY AREA DEVELOPMENT DISTRICT AND DRUG TYPE

| AREA DEVELOPMENT DISTRICTS | OPIUM OR COCAINE AND THEIR DERIVATIVES | MARIJUANA | SYNTHETIC NARCOTICS WHICH CAN CAUSE DRUG ADDICTION | OTHER DANGEROUS NON-NARCOTIC DRUGS | TOTAL DRUG LAW ARRESTS |
|----------------------------|--|---------------|--|------------------------------------|------------------------|
| PURCHASE | 478 | 1,022 | 194 | 1,200 | 2,894 |
| PENNYRILE | 441 | 1,590 | 185 | 1,906 | 4,122 |
| GREEN RIVER | 236 | 1,022 | 246 | 1,562 | 3,066 |
| BARREN RIVER | 192 | 967 | 299 | 1,986 | 3,444 |
| LINCOLN TRAIL | 286 | 1,104 | 121 | 1,173 | 2,684 |
| KIPDA | 1,522 | 4,090 | 489 | 971 | 7,072 |
| NORTHERN KENTUCKY | 914 | 2,070 | 237 | 1,554 | 4,775 |
| BUFFALO TRACE | 4 | 52 | 0 | 61 | 117 |
| GATEWAY | 42 | 218 | 20 | 341 | 621 |
| FIVCO | 116 | 399 | 34 | 548 | 1,097 |
| BIG SANDY | 61 | 423 | 28 | 1,312 | 1,824 |
| KENTUCKY RIVER | 94 | 398 | 39 | 1,102 | 1,633 |
| CUMBERLAND VALLEY | 152 | 943 | 164 | 1,766 | 3,025 |
| LAKE CUMBERLAND | 81 | 277 | 35 | 444 | 837 |
| BLUEGRASS | 473 | 1,336 | 114 | 1,659 | 3,582 |
| PARK SECURITY | 0 | 0 | 0 | 0 | 0 |
| OTHER AGENCIES | 0 | 0 | 0 | 0 | 0 |
| TOTAL | 5,092 | 15,911 | 2,205 | 17,585 | 40,793 |

BY COUNTY AND DRUG TYPE

| COUNTY | OPIUM OR COCAINE AND THEIR DERIVATIVES | MARIJUANA | SYNTHETIC NARCOTICS WHICH CAN CAUSE DRUG ADDICTION | OTHER DANGEROUS NON-NARCOTIC DRUGS | TOTAL DRUG LAW ARRESTS |
|----------|--|-----------|--|------------------------------------|------------------------|
| ADAIR | 12 | 33 | 4 | 31 | 80 |
| ALLEN | 7 | 85 | 8 | 165 | 265 |
| ANDERSON | 11 | 81 | 0 | 92 | 184 |
| BALLARD | 1 | 4 | 0 | 7 | 12 |
| BARREN | 30 | 234 | 50 | 534 | 848 |
| BATH | 0 | 24 | 0 | 16 | 40 |
| BELL | 13 | 56 | 3 | 139 | 211 |
| BOONE | 168 | 713 | 150 | 69 | 1,100 |
| BOURBON | 96 | 95 | 1 | 144 | 336 |
| BOYD | 92 | 208 | 27 | 272 | 599 |

**2004 DRUG ARRESTS
BY COUNTY AND DRUG TYPE**

| COUNTY | OPIUM OR COCAINE AND THEIR DERIVATIVES | MARIJUANA | SYNTHETIC NARCOTICS WHICH CAN CAUSE DRUG ADDICTION | OTHER DANGEROUS NON-NARCOTIC DRUGS | TOTAL DRUG LAW ARRESTS |
|--------------|---|-----------|--|---|---------------------------|
| BOYLE | 42 | 68 | 2 | 93 | 205 |
| BRACKEN | 1 | 13 | 0 | 12 | 26 |
| BREATHITT | 3 | 50 | 4 | 94 | 151 |
| BRECKINRIDGE | 19 | 71 | 13 | 48 | 151 |
| BULLITT | 23 | 237 | 28 | 345 | 633 |
| BUTLER | 3 | 104 | 60 | 259 | 426 |
| CALDWELL | 29 | 86 | 4 | 186 | 305 |
| CALLOWAY | 76 | 182 | 47 | 215 | 520 |
| CAMPBELL | 159 | 489 | 55 | 420 | 1,123 |
| CARLISLE | 2 | 33 | 0 | 30 | 65 |
| CARROLL | 23 | 116 | 15 | 56 | 210 |
| CARTER | 4 | 79 | 0 | 110 | 193 |
| CASEY | 0 | 15 | 0 | 12 | 27 |
| CHRISTIAN | 350 | 1,038 | 84 | 647 | 2,119 |
| CLARK | 50 | 132 | 2 | 242 | 426 |
| CLAY | 71 | 193 | 62 | 384 | 710 |
| CLINTON | 1 | 33 | 13 | 83 | 130 |
| CRITTENDEN | 1 | 54 | 5 | 135 | 195 |
| CUMBERLAND | 0 | 25 | 1 | 31 | 57 |
| DAVISS | 166 | 538 | 58 | 705 | 1,467 |
| EDMONSON | 1 | 20 | 7 | 15 | 43 |
| ELLIOTT | 9 | 40 | 0 | 77 | 126 |
| ESTILL | 24 | 59 | 1 | 102 | 186 |
| FAYETTE | 40 | 106 | 33 | 83 | 262 |
| FLEMING | 1 | 11 | 0 | 11 | 23 |
| FLOYD | 8 | 78 | 3 | 202 | 291 |
| FRANKLIN | 32 | 154 | 0 | 146 | 332 |
| FULTON | 42 | 46 | 4 | 75 | 167 |
| GALLATIN | 4 | 45 | 7 | 32 | 88 |
| GARRARD | 27 | 63 | 0 | 112 | 202 |
| GRANT | 28 | 84 | 7 | 121 | 240 |
| GRAVES | 188 | 280 | 97 | 512 | 1,077 |
| GRAYSON | 4 | 65 | 14 | 78 | 161 |
| GREEN | 4 | 11 | 0 | 22 | 37 |
| GREENUP | 8 | 49 | 1 | 66 | 124 |
| HANCOCK | 0 | 48 | 5 | 83 | 136 |
| HARDIN | 95 | 510 | 55 | 530 | 1,190 |
| HARLAN | 13 | 97 | 9 | 434 | 553 |
| HARRISON | 40 | 40 | 1 | 66 | 147 |
| HART | 14 | 86 | 36 | 211 | 347 |
| HENDERSON | 44 | 153 | 43 | 216 | 456 |
| HENRY | 17 | 54 | 5 | 61 | 137 |
| HICKMAN | 0 | 12 | 0 | 2 | 14 |
| HOPKINS | 36 | 160 | 30 | 440 | 666 |

**2004 DRUG ARRESTS
BY COUNTY AND DRUG TYPE**

| COUNTY | OPIUM OR COCAINE AND THEIR DERIVATIVES | MARIJUANA | SYNTHETIC NARCOTICS WHICH CAN CAUSE DRUG ADDICTION | OTHER DANGEROUS NON-NARCOTIC DRUGS | TOTAL DRUG LAW ARRESTS |
|------------|---|-----------|--|---|---------------------------|
| JACKSON | 1 | 19 | 1 | 27 | 48 |
| JEFFERSON | 1,337 | 3,566 | 440 | 396 | 5,739 |
| JESSAMINE | 17 | 68 | 5 | 104 | 194 |
| JOHNSON | 7 | 85 | 17 | 286 | 395 |
| KENTON | 525 | 574 | 3 | 814 | 1,916 |
| KNOTT | 13 | 59 | 1 | 150 | 223 |
| KNOX | 23 | 76 | 16 | 149 | 264 |
| LARUE | 17 | 17 | 0 | 13 | 47 |
| LAUREL | 3 | 144 | 37 | 249 | 433 |
| LAWRENCE | 3 | 23 | 6 | 23 | 55 |
| LEE | 3 | 26 | 1 | 42 | 72 |
| LESLIE | 8 | 65 | 7 | 154 | 234 |
| LETCHER | 5 | 27 | 2 | 51 | 85 |
| LEWIS | 2 | 20 | 0 | 28 | 50 |
| LINCOLN | 7 | 24 | 4 | 29 | 64 |
| LIVINGSTON | 6 | 39 | 3 | 63 | 111 |
| LOGAN | 49 | 114 | 22 | 242 | 427 |
| LYON | 7 | 50 | 4 | 63 | 124 |
| MCCRACKEN | 119 | 236 | 8 | 29 | 392 |
| MCCREARY | 2 | 33 | 0 | 42 | 77 |
| MCCLEAN | 0 | 10 | 0 | 11 | 21 |
| MADISON | 40 | 186 | 48 | 80 | 354 |
| MAGOFFIN | 7 | 19 | 4 | 96 | 126 |
| MARION | 7 | 48 | 5 | 27 | 87 |
| MARSHALL | 50 | 229 | 38 | 330 | 647 |
| MARTIN | 0 | 12 | 0 | 47 | 59 |
| MASON | 0 | 1 | 0 | 1 | 2 |
| MEADE | 15 | 89 | 24 | 133 | 261 |
| MENIFEE | 0 | 14 | 0 | 6 | 20 |
| MERCER | 11 | 98 | 4 | 165 | 278 |
| METCALFE | 1 | 11 | 0 | 15 | 27 |
| MONROE | 16 | 26 | 30 | 105 | 177 |
| MONTGOMERY | 22 | 75 | 3 | 145 | 245 |
| MORGAN | 2 | 45 | 0 | 90 | 137 |
| MUHLENBERG | 6 | 71 | 38 | 239 | 354 |
| NELSON | 108 | 247 | 8 | 292 | 655 |
| NICHOLAS | 9 | 33 | 0 | 47 | 89 |
| OHIO | 1 | 143 | 102 | 287 | 533 |
| OLDHAM | 4 | 10 | 1 | 12 | 27 |
| OWEN | 7 | 33 | 0 | 23 | 63 |
| OWSLEY | 2 | 13 | 9 | 36 | 60 |
| PENDLETON | 0 | 16 | 0 | 19 | 35 |
| PERRY | 39 | 99 | 7 | 479 | 624 |
| PIKE | 39 | 229 | 4 | 681 | 953 |

**2004 DRUG ARRESTS
BY COUNTY AND DRUG TYPE**

| COUNTY | OPIUM OR COCAINE AND THEIR DERIVATIVES | MARIJUANA | SYNTHETIC NARCOTICS WHICH CAN CAUSE DRUG ADDICTION | OTHER DANGEROUS NON-NARCOTIC DRUGS | TOTAL DRUG LAW ARRESTS |
|---------------|---|------------------|---|---|-----------------------------------|
| POWELL | 1 | 47 | 6 | 80 | 134 |
| PULASKI | 0 | 24 | 1 | 29 | 54 |
| ROBERTSON | 0 | 7 | 0 | 9 | 16 |
| ROCKCASTLE | 13 | 107 | 12 | 200 | 332 |
| ROWAN | 18 | 60 | 17 | 84 | 179 |
| RUSSELL | 2 | 27 | 1 | 36 | 66 |
| SCOTT | 5 | 24 | 0 | 36 | 65 |
| SHELBY | 125 | 145 | 9 | 113 | 392 |
| SIMPSON | 53 | 108 | 13 | 141 | 315 |
| SPENCER | 1 | 53 | 2 | 37 | 93 |
| TAYLOR | 53 | 28 | 1 | 51 | 133 |
| TODD | 3 | 50 | 12 | 92 | 157 |
| TRIGG | 3 | 42 | 5 | 41 | 91 |
| TRIMBLE | 15 | 25 | 4 | 7 | 51 |
| UNION | 11 | 57 | 22 | 127 | 217 |
| WARREN | 18 | 179 | 73 | 299 | 569 |
| WASHINGTON | 21 | 57 | 2 | 52 | 132 |
| WAYNE | 7 | 48 | 14 | 107 | 176 |
| WEBSTER | 14 | 73 | 16 | 133 | 236 |
| WHITLEY | 15 | 251 | 24 | 184 | 474 |
| WOLFE | 21 | 59 | 8 | 96 | 184 |
| WOODFORD | 21 | 58 | 7 | 38 | 124 |
| TOTAL | 5,092 | 15,911 | 2,205 | 17,585 | 40,793 |

2004 DUI ARRESTS BY AGE, SEX, AND RACE

| COUNTY | AGE | | | SEX | | | RACE | | | | TOTAL |
|--------------|-------|-----|-----|-------|--------|-----|-------|-------|-------|-----|-------|
| | ADULT | JUV | UNK | MALE | FEMALE | UNK | BLACK | WHITE | OTHER | UNK | |
| ADAIR | 64 | 4 | 6 | 64 | 6 | 4 | 5 | 67 | 0 | 2 | 74 |
| ALLEN | 71 | 1 | 0 | 64 | 8 | 0 | 3 | 68 | 0 | 1 | 72 |
| ANDERSON | 111 | 0 | 12 | 97 | 25 | 1 | 3 | 115 | 0 | 5 | 123 |
| BALLARD | 11 | 1 | 1 | 8 | 5 | 0 | 1 | 12 | 0 | 0 | 13 |
| BARREN | 191 | 1 | 1 | 162 | 31 | 0 | 7 | 176 | 0 | 10 | 193 |
| BATH | 25 | 0 | 3 | 21 | 6 | 1 | 3 | 24 | 0 | 1 | 28 |
| BELL | 163 | 2 | 1 | 133 | 33 | 0 | 4 | 159 | 0 | 3 | 166 |
| BOONE | 624 | 13 | 0 | 486 | 151 | 0 | 32 | 604 | 0 | 1 | 637 |
| BOURBON | 171 | 1 | 11 | 166 | 15 | 2 | 13 | 166 | 0 | 4 | 183 |
| BOYD | 406 | 4 | 6 | 179 | 28 | 209 | 5 | 200 | 1 | 210 | 416 |
| BOYLE | 151 | 5 | 0 | 126 | 29 | 1 | 18 | 130 | 1 | 7 | 156 |
| BRACKEN | 36 | 1 | 4 | 34 | 7 | 0 | 0 | 40 | 0 | 1 | 41 |
| BREATHITT | 115 | 2 | 1 | 96 | 21 | 1 | 1 | 116 | 0 | 1 | 118 |
| BRECKINRIDGE | 36 | 1 | 8 | 44 | 1 | 0 | 3 | 41 | 0 | 1 | 45 |
| BULLITT | 277 | 4 | 6 | 250 | 32 | 5 | 6 | 267 | 2 | 12 | 287 |
| BUTLER | 68 | 0 | 1 | 60 | 9 | 0 | 0 | 69 | 0 | 0 | 69 |
| CALDWELL | 50 | 3 | 2 | 49 | 6 | 0 | 7 | 47 | 0 | 1 | 55 |
| CALLOWAY | 320 | 3 | 2 | 265 | 58 | 2 | 17 | 306 | 0 | 2 | 325 |
| CAMPBELL | 309 | 1 | 3 | 235 | 74 | 4 | 19 | 285 | 5 | 4 | 313 |
| CARLISLE | 13 | 0 | 0 | 12 | 1 | 0 | 0 | 13 | 0 | 0 | 13 |
| CARROLL | 175 | 1 | 2 | 143 | 29 | 6 | 3 | 165 | 2 | 8 | 178 |
| CARTER | 184 | 3 | 2 | 164 | 24 | 1 | 3 | 176 | 3 | 7 | 189 |
| CASEY | 55 | 0 | 6 | 53 | 8 | 0 | 0 | 60 | 0 | 1 | 61 |
| CHRISTIAN | 798 | 10 | 29 | 698 | 137 | 2 | 348 | 483 | 0 | 6 | 837 |
| CLARK | 98 | 1 | 2 | 85 | 16 | 0 | 9 | 92 | 0 | 0 | 101 |
| CLAY | 413 | 9 | 7 | 329 | 96 | 4 | 9 | 411 | 0 | 9 | 429 |
| CLINTON | 83 | 0 | 3 | 74 | 12 | 0 | 1 | 83 | 0 | 2 | 86 |
| CRITTENDEN | 50 | 0 | 2 | 45 | 7 | 0 | 0 | 52 | 0 | 0 | 52 |
| CUMBERLAND | 64 | 1 | 0 | 57 | 8 | 0 | 0 | 62 | 1 | 2 | 65 |
| DAVIESS | 660 | 5 | 16 | 551 | 128 | 2 | 51 | 619 | 0 | 11 | 681 |
| EDMONSON | 17 | 0 | 2 | 16 | 3 | 0 | 0 | 19 | 0 | 0 | 19 |
| ELLIOTT | 55 | 1 | 7 | 53 | 9 | 1 | 0 | 62 | 0 | 1 | 63 |
| ESTILL | 148 | 1 | 7 | 131 | 25 | 0 | 2 | 151 | 0 | 3 | 156 |
| FAYETTE | 2,103 | 3 | 2 | 1,520 | 427 | 161 | 218 | 1,407 | 322 | 161 | 2,108 |
| FLEMING | 28 | 0 | 5 | 27 | 6 | 0 | 0 | 33 | 0 | 0 | 33 |
| FLOYD | 226 | 8 | 12 | 190 | 54 | 2 | 2 | 241 | 0 | 3 | 246 |
| FRANKLIN | 178 | 4 | 13 | 160 | 32 | 3 | 22 | 149 | 2 | 22 | 195 |
| FULTON | 64 | 0 | 1 | 53 | 12 | 0 | 11 | 54 | 0 | 0 | 65 |
| GALLATIN | 170 | 4 | 7 | 155 | 26 | 0 | 8 | 169 | 1 | 3 | 181 |
| GARRARD | 109 | 0 | 5 | 94 | 18 | 2 | 6 | 103 | 0 | 5 | 114 |
| GRANT | 218 | 1 | 10 | 194 | 34 | 1 | 12 | 212 | 0 | 5 | 229 |
| GRAVES | 258 | 4 | 7 | 225 | 44 | 0 | 28 | 230 | 0 | 11 | 269 |
| GRAYSON | 98 | 3 | 3 | 90 | 13 | 1 | 2 | 98 | 0 | 4 | 104 |
| GREEN | 40 | 0 | 3 | 36 | 6 | 1 | 7 | 32 | 0 | 4 | 43 |
| GREENUP | 109 | 1 | 3 | 99 | 14 | 0 | 0 | 112 | 0 | 1 | 113 |

2004 DUI ARRESTS BY AGE, SEX, AND RACE

| COUNTY | AGE | | | SEX | | | RACE | | | | TOTAL |
|------------|-------|-----|-----|-------|--------|-----|-------|-------|-------|-----|-------|
| | ADULT | JUV | UNK | MALE | FEMALE | UNK | BLACK | WHITE | OTHER | UNK | |
| HANCOCK | 27 | 2 | 1 | 27 | 3 | 0 | 0 | 30 | 0 | 0 | 30 |
| HARDIN | 711 | 11 | 24 | 617 | 128 | 1 | 107 | 622 | 3 | 14 | 746 |
| HARLAN | 244 | 3 | 15 | 214 | 47 | 1 | 6 | 254 | 0 | 2 | 262 |
| HARRISON | 96 | 1 | 3 | 88 | 11 | 1 | 7 | 89 | 0 | 4 | 100 |
| HART | 80 | 2 | 2 | 73 | 11 | 0 | 5 | 74 | 0 | 5 | 84 |
| HENDERSON | 163 | 3 | 18 | 157 | 27 | 0 | 10 | 173 | 0 | 1 | 184 |
| HENRY | 113 | 4 | 0 | 105 | 10 | 2 | 8 | 103 | 3 | 3 | 117 |
| HICKMAN | 13 | 0 | 4 | 16 | 1 | 0 | 2 | 15 | 0 | 0 | 17 |
| HOPKINS | 311 | 9 | 3 | 260 | 62 | 1 | 132 | 188 | 1 | 2 | 323 |
| JACKSON | 30 | 2 | 3 | 31 | 4 | 0 | 0 | 35 | 0 | 0 | 35 |
| JEFFERSON | 2,032 | 47 | 4 | 1,727 | 355 | 1 | 409 | 1,656 | 4 | 14 | 2,083 |
| JESSAMINE | 94 | 0 | 2 | 79 | 17 | 0 | 4 | 89 | 0 | 3 | 96 |
| JOHNSON | 124 | 0 | 3 | 111 | 16 | 0 | 0 | 123 | 0 | 4 | 127 |
| KENTON | 528 | 2 | 7 | 417 | 118 | 2 | 31 | 493 | 0 | 13 | 537 |
| KNOTT | 177 | 1 | 13 | 171 | 18 | 2 | 0 | 190 | 0 | 1 | 191 |
| KNOX | 236 | 2 | 10 | 185 | 60 | 3 | 3 | 238 | 0 | 7 | 248 |
| LARUE | 21 | 1 | 2 | 18 | 6 | 0 | 1 | 21 | 0 | 2 | 24 |
| LAUREL | 401 | 9 | 9 | 338 | 80 | 1 | 6 | 406 | 0 | 7 | 419 |
| LAWRENCE | 31 | 1 | 1 | 29 | 4 | 0 | 0 | 33 | 0 | 0 | 33 |
| LEE | 38 | 0 | 5 | 39 | 4 | 0 | 0 | 43 | 0 | 0 | 43 |
| LESLIE | 173 | 6 | 12 | 148 | 39 | 4 | 0 | 186 | 0 | 5 | 191 |
| LETCHER | 81 | 1 | 3 | 65 | 20 | 0 | 2 | 82 | 0 | 1 | 85 |
| LEWIS | 48 | 2 | 0 | 43 | 7 | 0 | 0 | 50 | 0 | 0 | 50 |
| LINCOLN | 90 | 0 | 6 | 81 | 15 | 0 | 0 | 94 | 0 | 2 | 96 |
| LIVINGSTON | 64 | 0 | 0 | 57 | 7 | 0 | 2 | 61 | 0 | 1 | 64 |
| LOGAN | 230 | 4 | 2 | 196 | 40 | 0 | 64 | 170 | 0 | 2 | 236 |
| LYON | 120 | 1 | 2 | 91 | 26 | 6 | 9 | 110 | 1 | 3 | 123 |
| MCCRACKEN | 498 | 10 | 21 | 394 | 133 | 2 | 92 | 435 | 0 | 2 | 529 |
| MCCREARY | 149 | 3 | 13 | 136 | 25 | 4 | 0 | 161 | 0 | 4 | 165 |
| MCLEAN | 20 | 0 | 3 | 22 | 1 | 0 | 0 | 23 | 0 | 0 | 23 |
| MADISON | 520 | 5 | 33 | 455 | 98 | 5 | 30 | 510 | 1 | 17 | 558 |
| MAGOFFIN | 88 | 2 | 5 | 77 | 18 | 0 | 1 | 93 | 0 | 1 | 95 |
| MARION | 77 | 3 | 12 | 80 | 12 | 0 | 6 | 84 | 0 | 2 | 92 |
| MARSHALL | 335 | 8 | 3 | 270 | 76 | 0 | 10 | 334 | 0 | 2 | 346 |
| MARTIN | 47 | 1 | 11 | 47 | 11 | 1 | 0 | 58 | 0 | 1 | 59 |
| MASON | 9 | 0 | 0 | 7 | 2 | 0 | 0 | 9 | 0 | 0 | 9 |
| MEADE | 173 | 3 | 3 | 155 | 23 | 1 | 13 | 162 | 0 | 4 | 179 |
| MENIFEE | 17 | 0 | 4 | 15 | 6 | 0 | 0 | 21 | 0 | 0 | 21 |
| MERCER | 120 | 5 | 1 | 106 | 19 | 1 | 9 | 115 | 0 | 2 | 126 |
| METCALFE | 12 | 0 | 7 | 19 | 0 | 0 | 1 | 17 | 0 | 1 | 19 |
| MONROE | 26 | 0 | 7 | 28 | 5 | 0 | 2 | 26 | 0 | 5 | 33 |
| MONTGOMERY | 139 | 3 | 1 | 102 | 41 | 0 | 5 | 132 | 0 | 6 | 143 |
| MORGAN | 94 | 2 | 5 | 87 | 12 | 2 | 0 | 99 | 0 | 2 | 101 |
| MUHLENBERG | 153 | 2 | 7 | 133 | 29 | 0 | 3 | 159 | 0 | 0 | 162 |
| NELSON | 227 | 2 | 16 | 207 | 34 | 4 | 19 | 217 | 0 | 9 | 245 |
| NICHOLAS | 34 | 0 | 0 | 25 | 9 | 0 | 0 | 34 | 0 | 0 | 34 |
| OHIO | 149 | 2 | 9 | 140 | 20 | 0 | 1 | 154 | 0 | 5 | 160 |
| OLDHAM | 5 | 0 | 1 | 6 | 0 | 0 | 1 | 5 | 0 | 0 | 6 |
| OWEN | 46 | 1 | 3 | 45 | 5 | 0 | 0 | 47 | 0 | 3 | 50 |
| OWSLEY | 19 | 1 | 3 | 18 | 5 | 0 | 0 | 22 | 0 | 1 | 23 |

2004 DUI ARRESTS BY AGE, SEX, AND RACE

| COUNTY | AGE | | | SEX | | | RACE | | | | TOTAL |
|---------------------|---------------|------------|------------|---------------|--------------|------------|--------------|---------------|------------|------------|---------------|
| | ADULT | JUV | UNK | MALE | FEMALE | UNK | BLACK | WHITE | OTHER | UNK | |
| PENDLETON | 78 | 0 | 4 | 68 | 14 | 0 | 3 | 79 | 0 | 0 | 82 |
| PERRY | 282 | 8 | 23 | 247 | 64 | 2 | 7 | 299 | 1 | 6 | 313 |
| PIKE | 573 | 9 | 27 | 497 | 109 | 3 | 6 | 599 | 0 | 4 | 609 |
| POWELL | 139 | 5 | 15 | 138 | 21 | 0 | 0 | 157 | 0 | 2 | 159 |
| PULASKI | 122 | 3 | 6 | 111 | 19 | 1 | 3 | 125 | 0 | 3 | 131 |
| ROBERTSON | 6 | 1 | 5 | 10 | 2 | 0 | 0 | 11 | 0 | 1 | 12 |
| ROCKCASTLE | 139 | 0 | 16 | 122 | 32 | 1 | 1 | 152 | 0 | 2 | 155 |
| ROWAN | 249 | 5 | 25 | 227 | 50 | 2 | 8 | 265 | 1 | 5 | 279 |
| RUSSELL | 75 | 3 | 9 | 75 | 11 | 1 | 1 | 82 | 0 | 4 | 87 |
| SCOTT | 27 | 0 | 0 | 22 | 5 | 0 | 2 | 25 | 0 | 0 | 27 |
| SHELBY | 351 | 3 | 10 | 322 | 37 | 5 | 35 | 279 | 1 | 49 | 364 |
| SIMPSON | 85 | 0 | 0 | 74 | 11 | 0 | 7 | 75 | 0 | 3 | 85 |
| SPENCER | 96 | 1 | 8 | 93 | 12 | 0 | 2 | 103 | 0 | 0 | 105 |
| TAYLOR | 64 | 0 | 0 | 55 | 9 | 0 | 4 | 28 | 0 | 32 | 64 |
| TODD | 32 | 2 | 1 | 30 | 5 | 0 | 5 | 28 | 0 | 2 | 35 |
| TRIGG | 64 | 3 | 2 | 55 | 13 | 1 | 13 | 52 | 0 | 4 | 69 |
| TRIMBLE | 39 | 3 | 6 | 41 | 7 | 0 | 1 | 45 | 0 | 2 | 48 |
| UNION | 80 | 2 | 12 | 77 | 16 | 1 | 5 | 87 | 0 | 2 | 94 |
| WARREN | 284 | 8 | 8 | 245 | 55 | 0 | 25 | 266 | 2 | 7 | 300 |
| WASHINGTON | 44 | 0 | 1 | 42 | 3 | 0 | 6 | 38 | 0 | 1 | 45 |
| WAYNE | 43 | 0 | 0 | 37 | 6 | 0 | 0 | 0 | 43 | 0 | 43 |
| WEBSTER | 59 | 1 | 1 | 45 | 16 | 0 | 8 | 53 | 0 | 0 | 61 |
| WHITLEY | 222 | 8 | 5 | 194 | 39 | 2 | 2 | 229 | 0 | 4 | 235 |
| WOLFE | 127 | 1 | 22 | 131 | 18 | 1 | 0 | 148 | 1 | 1 | 150 |
| WOODFORD | 216 | 5 | 5 | 187 | 39 | 0 | 15 | 199 | 1 | 11 | 226 |
| STATE TOTALS | 22,342 | 345 | 757 | 18,895 | 4,067 | 482 | 2,049 | 20,149 | 403 | 843 | 23,444 |

MUNICIPAL POLICE DEPARTMENTS 2004

| MUNICIPALITY | FULL TIME LAW ENFORCEMENT OFFICERS | | | FULL TIME CIVILIAN EMPLOYEES | | | TOTAL EMPLOYEES |
|----------------|------------------------------------|--------|-------|------------------------------|--------|-------|-----------------|
| | MALE | FEMALE | TOTAL | MALE | FEMALE | TOTAL | |
| ADAIRVILLE | 0 | 0 | 0 | 0 | 0 | 0 | 0 |
| ALBANY | 9 | 0 | 9 | 1 | 0 | 1 | 10 |
| ALEXANDRIA | 11 | 1 | 12 | 0 | 1 | 1 | 13 |
| ALLEN | 1 | 0 | 1 | 0 | 0 | 0 | 1 |
| ANCHORAGE | 10 | 0 | 10 | 1 | 3 | 4 | 14 |
| ASHLAND | 46 | 2 | 48 | 1 | 7 | 8 | 56 |
| AUBURN | 3 | 0 | 3 | 0 | 0 | 0 | 3 |
| AUDUBON PARK | 9 | 0 | 9 | 1 | 0 | 1 | 10 |
| AUGUSTA | 3 | 0 | 3 | 0 | 0 | 0 | 3 |
| BARBOURVILLE | 13 | 0 | 13 | 1 | 2 | 3 | 16 |
| BARDSTOWN | 19 | 2 | 21 | 1 | 5 | 6 | 27 |
| BARDWELL | 1 | 0 | 1 | 0 | 0 | 0 | 1 |
| BARLOW | 0 | 0 | 0 | 0 | 0 | 0 | 0 |
| BEATTYVILLE | 7 | 0 | 7 | 0 | 2 | 2 | 9 |
| BEAVER DAM | 6 | 0 | 6 | 0 | 0 | 0 | 6 |
| BELLEFONTE | 3 | 0 | 3 | 0 | 0 | 0 | 3 |
| BELLEVUE | 10 | 0 | 10 | 0 | 1 | 1 | 11 |
| BENHAM | 3 | 0 | 3 | 2 | 0 | 2 | 5 |
| BENTON | 7 | 0 | 7 | 0 | 2 | 2 | 9 |
| BEREA | 24 | 2 | 26 | 1 | 6 | 7 | 33 |
| BLOOMFIELD | 1 | 0 | 1 | 0 | 0 | 0 | 1 |
| BOONEVILLE | 3 | 0 | 3 | 0 | 0 | 0 | 3 |
| BOWLING GREEN | 81 | 7 | 88 | 3 | 26 | 29 | 117 |
| BRANDENBURG | 4 | 0 | 4 | 0 | 0 | 0 | 4 |
| BRODHEAD | 0 | 0 | 0 | 0 | 0 | 0 | 0 |
| BROOKSVILLE | 0 | 0 | 0 | 0 | 0 | 0 | 0 |
| BROWNSVILLE | 0 | 0 | 0 | 0 | 0 | 0 | 0 |
| BURGIN | 0 | 0 | 0 | 0 | 0 | 0 | 0 |
| BURKESVILLE | 5 | 0 | 5 | 2 | 2 | 4 | 9 |
| BURNSIDE | 4 | 0 | 4 | 0 | 0 | 0 | 4 |
| BUTLER | 1 | 0 | 1 | 0 | 0 | 0 | 1 |
| CADIZ | 8 | 1 | 9 | 0 | 1 | 1 | 10 |
| CALHOUN | 1 | 0 | 1 | 0 | 0 | 0 | 1 |
| CALVERT CITY | 5 | 0 | 5 | 0 | 1 | 1 | 6 |
| CAMPBELLSBURG | 1 | 0 | 1 | 0 | 0 | 0 | 1 |
| CAMPBELLSVILLE | 19 | 1 | 20 | 0 | 2 | 2 | 22 |
| CAMPTON | 1 | 0 | 1 | 0 | 0 | 0 | 1 |
| CANEYILLE | 1 | 0 | 1 | 0 | 0 | 0 | 1 |
| CARLISLE | 1 | 2 | 3 | 2 | 0 | 2 | 5 |
| CARROLTON | 11 | 0 | 11 | 0 | 1 | 1 | 12 |
| CATLETTSBURG | 1 | 0 | 1 | 0 | 0 | 0 | 1 |
| CAVE CITY | 6 | 0 | 6 | 0 | 0 | 0 | 6 |
| CENTRAL CITY | 11 | 0 | 11 | 0 | 1 | 1 | 12 |
| CLARKSON | 2 | 0 | 2 | 0 | 0 | 0 | 2 |
| CLAY CITY | 1 | 0 | 1 | 0 | 0 | 0 | 1 |
| CLAY | 4 | 2 | 6 | 0 | 2 | 2 | 8 |
| CLINTON | 3 | 0 | 3 | 0 | 0 | 0 | 3 |
| CLOVERPORT | 2 | 0 | 2 | 0 | 0 | 0 | 2 |
| COLD SPRINGS | 9 | 1 | 10 | 0 | 0 | 0 | 10 |
| COLUMBIA | 10 | 0 | 10 | 0 | 0 | 0 | 10 |
| CORBIN | 20 | 0 | 20 | 4 | 4 | 8 | 28 |
| COVINGTON | 97 | 9 | 106 | 1 | 11 | 12 | 118 |
| CRAB ORCHARD | 1 | 0 | 1 | 0 | 0 | 0 | 1 |

MUNICIPAL POLICE DEPARTMENTS 2004

| MUNICIPALITY | FULL TIME LAW ENFORCEMENT OFFICERS | | | FULL TIME CIVILIAN EMPLOYEES | | | TOTAL EMPLOYEES |
|------------------|------------------------------------|--------|-------|------------------------------|--------|-------|-----------------|
| | MALE | FEMALE | TOTAL | MALE | FEMALE | TOTAL | |
| CRESCENT SPRINGS | 8 | 0 | 8 | 0 | 0 | 0 | 8 |
| CROFTON | 1 | 0 | 1 | 0 | 0 | 0 | 1 |
| CUMBERLAND | 7 | 0 | 7 | 0 | 2 | 2 | 9 |
| CYNTHIANA | 15 | 0 | 15 | 0 | 1 | 1 | 16 |
| DANVILLE | 26 | 3 | 29 | 1 | 3 | 4 | 33 |
| DAWSON SPRINGS | 6 | 0 | 6 | 3 | 1 | 4 | 10 |
| DAYTON | 8 | 0 | 8 | 0 | 0 | 0 | 8 |
| DEVONDALE | 0 | 0 | 0 | 0 | 0 | 0 | 0 |
| EARLINGTON | 2 | 0 | 2 | 0 | 0 | 0 | 2 |
| EDDYVILLE | 4 | 1 | 5 | 0 | 0 | 0 | 5 |
| EDGEWOOD | 12 | 0 | 12 | 0 | 0 | 0 | 12 |
| EDMONTON | 7 | 0 | 7 | 0 | 0 | 0 | 7 |
| ELIZABETHTOWN | 40 | 2 | 42 | 5 | 8 | 13 | 55 |
| ELKHORN CITY | 2 | 0 | 2 | 1 | 0 | 1 | 3 |
| ELKTON | 8 | 0 | 8 | 0 | 0 | 0 | 8 |
| ELSMERE | 11 | 0 | 11 | 0 | 1 | 1 | 12 |
| EMINENCE | 7 | 0 | 7 | 0 | 0 | 0 | 7 |
| ERLANGER | 33 | 1 | 34 | 2 | 4 | 6 | 40 |
| EVARTS | 4 | 0 | 4 | 0 | 0 | 0 | 4 |
| FALMOUTH | 7 | 0 | 7 | 0 | 1 | 1 | 8 |
| FLATWOODS | 10 | 0 | 10 | 0 | 2 | 2 | 12 |
| FLEMING-NEON | 2 | 0 | 2 | 0 | 0 | 0 | 2 |
| FLEMINGSBURG | 7 | 0 | 7 | 0 | 0 | 0 | 7 |
| FLORENCE | 50 | 2 | 52 | 0 | 4 | 4 | 56 |
| FOREST HILLS | 1 | 0 | 1 | 0 | 0 | 0 | 1 |
| FOUNTAIN RUN | 0 | 0 | 0 | 0 | 0 | 0 | 0 |
| FRANKFORT | 59 | 3 | 62 | 1 | 4 | 5 | 67 |
| FRANKLIN | 18 | 0 | 18 | 0 | 3 | 3 | 21 |
| FT MITCHELL | 12 | 0 | 12 | 0 | 1 | 1 | 13 |
| FT THOMAS | 21 | 1 | 22 | 0 | 1 | 1 | 23 |
| FT WRIGHT | 10 | 1 | 11 | 0 | 1 | 1 | 12 |
| FULTON | 9 | 0 | 9 | 4 | 0 | 4 | 13 |
| GAMALIEL | 1 | 0 | 1 | 0 | 0 | 0 | 1 |
| GEORGETOWN | 43 | 2 | 45 | 1 | 6 | 7 | 52 |
| GLASGOW | 32 | 1 | 33 | 1 | 9 | 10 | 43 |
| GLENCOE | 1 | 0 | 1 | 0 | 0 | 0 | 1 |
| GRAYSON | 8 | 2 | 10 | 0 | 0 | 0 | 10 |
| GREENSBURG | 6 | 0 | 6 | 6 | 0 | 6 | 12 |
| GREENUP | 0 | 0 | 0 | 0 | 0 | 0 | 0 |
| GREENVILLE | 9 | 0 | 9 | 0 | 0 | 0 | 9 |
| GUTHRIE | 5 | 0 | 5 | 0 | 0 | 0 | 5 |
| HARDINSBURG | 5 | 0 | 5 | 0 | 0 | 0 | 5 |
| HARLAN | 11 | 0 | 11 | 3 | 1 | 4 | 15 |
| HARRODSBURG | 18 | 0 | 18 | 2 | 7 | 9 | 27 |
| HARTFORD | 6 | 0 | 6 | 0 | 0 | 0 | 6 |
| HAWESVILLE | 1 | 0 | 1 | 0 | 0 | 0 | 1 |
| HAZARD | 20 | 0 | 20 | 3 | 3 | 6 | 26 |
| HENDERSON | 51 | 3 | 54 | 2 | 6 | 8 | 62 |
| HICKMAN | 4 | 0 | 4 | 0 | 0 | 0 | 4 |
| HIGHLAND HEIGHTS | 9 | 1 | 10 | 0 | 0 | 0 | 10 |
| HILLVIEW | 8 | 1 | 9 | 0 | 0 | 0 | 9 |
| HINDMAN | 2 | 0 | 2 | 0 | 0 | 0 | 2 |
| HODGENVILLE | 8 | 0 | 8 | 0 | 0 | 0 | 8 |

**MUNICIPAL POLICE DEPARTMENTS
2004**

| MUNICIPALITY | FULL TIME LAW ENFORCEMENT OFFICERS | | | FULL TIME CIVILIAN EMPLOYEES | | | TOTAL EMPLOYEES |
|--------------------|------------------------------------|--------|-------|------------------------------|--------|-------|-----------------|
| | MALE | FEMALE | TOTAL | MALE | FEMALE | TOTAL | |
| HOLLOW CREEK | 0 | 0 | 0 | 0 | 0 | 0 | 0 |
| HOPKINSVILLE | 73 | 4 | 77 | 4 | 4 | 8 | 85 |
| HORSE CAVE | 5 | 0 | 5 | 0 | 0 | 0 | 5 |
| HURSTBOURNE ACRES | 0 | 0 | 0 | 0 | 0 | 0 | 0 |
| HUSTONVILLE | 1 | 0 | 1 | 0 | 0 | 0 | 1 |
| HYDEN | 3 | 0 | 3 | 0 | 0 | 0 | 3 |
| INDEPENDENCE | 27 | 1 | 28 | 0 | 2 | 2 | 30 |
| INDIAN HILLS | 6 | 1 | 7 | 0 | 0 | 0 | 7 |
| INEZ | 1 | 0 | 1 | 0 | 0 | 0 | 1 |
| IRVINE | 6 | 0 | 6 | 0 | 0 | 0 | 6 |
| IRVINGTON | 4 | 0 | 4 | 0 | 0 | 0 | 4 |
| JACKSON | 11 | 0 | 11 | 1 | 0 | 1 | 12 |
| JAMESTOWN | 4 | 1 | 5 | 0 | 0 | 0 | 5 |
| JEFFERSONTOWN | 44 | 6 | 50 | 2 | 6 | 8 | 58 |
| JENKINS | 5 | 0 | 5 | 0 | 0 | 0 | 5 |
| JUNCTION CITY | 3 | 0 | 3 | 0 | 0 | 0 | 3 |
| LACENTER | 2 | 0 | 2 | 0 | 0 | 0 | 2 |
| LAGRANGE | 11 | 0 | 11 | 0 | 0 | 0 | 11 |
| LAKESIDE PARK | 8 | 0 | 8 | 0 | 1 | 1 | 9 |
| LANCASTER | 7 | 1 | 8 | 0 | 0 | 0 | 8 |
| LAWRENCEBURG | 14 | 12 | 26 | 3 | 4 | 7 | 33 |
| LEBANON JCT | 5 | 0 | 5 | 0 | 0 | 0 | 5 |
| LEBANON | 16 | 1 | 17 | 4 | 3 | 7 | 24 |
| LEITCHFIELD | 14 | 1 | 15 | 0 | 1 | 1 | 16 |
| LEWISBURG | 1 | 0 | 1 | 0 | 0 | 0 | 1 |
| LEWISPORT | 3 | 0 | 3 | 0 | 0 | 0 | 3 |
| LEXINGTON | 458 | 49 | 507 | 36 | 109 | 145 | 652 |
| LIBERTY | 6 | 0 | 6 | 0 | 0 | 0 | 6 |
| LIVERMORE | 2 | 0 | 2 | 0 | 0 | 0 | 2 |
| LIVINGSTON | 0 | 0 | 0 | 0 | 0 | 0 | 0 |
| LONDON | 30 | 0 | 30 | 0 | 3 | 3 | 33 |
| LONE OAK | 2 | 0 | 2 | 0 | 0 | 0 | 2 |
| LOUISA | 8 | 0 | 8 | 0 | 0 | 0 | 8 |
| LOUISVILLE | 986 | 180 | 1,166 | 154 | 341 | 495 | 1,661 |
| LOYALL | 1 | 0 | 1 | 0 | 0 | 0 | 1 |
| LUDLOW | 10 | 0 | 10 | 2 | 0 | 2 | 12 |
| LYNCH | 2 | 0 | 2 | 0 | 0 | 0 | 2 |
| LYNNVIEW | 2 | 0 | 2 | 0 | 0 | 0 | 2 |
| MADISONVILLE | 36 | 1 | 37 | 4 | 6 | 10 | 47 |
| MANCHESTER | 15 | 0 | 15 | 0 | 2 | 2 | 17 |
| MARION | 7 | 0 | 7 | 0 | 0 | 0 | 7 |
| MARTIN | 3 | 0 | 3 | 0 | 0 | 0 | 3 |
| MAYFIELD | 20 | 2 | 22 | 2 | 5 | 7 | 29 |
| MAYSVILLE | 22 | 1 | 23 | 4 | 1 | 5 | 28 |
| MCKEE | 1 | 0 | 1 | 0 | 0 | 0 | 1 |
| MEADOWVALE | 0 | 1 | 1 | 0 | 0 | 0 | 1 |
| MIDDLESBORO | 24 | 0 | 24 | 2 | 2 | 4 | 28 |
| MILLERSBURG | 1 | 0 | 1 | 0 | 0 | 0 | 1 |
| MINOR LANE HEIGHTS | 0 | 0 | 0 | 0 | 0 | 0 | 0 |
| MONTICELLO | 9 | 0 | 9 | 0 | 0 | 0 | 9 |
| MOREHEAD | 21 | 0 | 21 | 4 | 5 | 9 | 30 |
| MORGANFIELD | 7 | 0 | 7 | 0 | 5 | 5 | 12 |

MUNICIPAL POLICE DEPARTMENTS 2004

| MUNICIPALITY | FULL TIME LAW ENFORCEMENT OFFICERS | | | FULL TIME CIVILIAN EMPLOYEES | | | TOTAL EMPLOYEES |
|-----------------|------------------------------------|--------|-------|------------------------------|--------|-------|-----------------|
| | MALE | FEMALE | TOTAL | MALE | FEMALE | TOTAL | |
| MORGANTOWN | 5 | 0 | 5 | 0 | 0 | 0 | 5 |
| MORTONS GAP | 1 | 0 | 1 | 0 | 0 | 0 | 1 |
| MT. OLIVET | 0 | 0 | 0 | 0 | 0 | 0 | 0 |
| MT STERLING | 22 | 1 | 23 | 0 | 2 | 2 | 25 |
| MT. VERNON | 8 | 0 | 8 | 0 | 0 | 0 | 8 |
| MT WASHINGTON | 15 | 1 | 16 | 0 | 1 | 1 | 17 |
| MULDRAUGH | 4 | 0 | 4 | 0 | 0 | 0 | 4 |
| MUNFORDVILLE | 5 | 0 | 5 | 0 | 0 | 0 | 5 |
| MURRAY | 28 | 3 | 31 | 1 | 5 | 6 | 37 |
| NEW CASTLE | 1 | 0 | 1 | 0 | 0 | 0 | 1 |
| NEW HAVEN | 0 | 0 | 0 | 0 | 0 | 0 | 0 |
| NEWPORT | 46 | 3 | 49 | 23 | 5 | 28 | 77 |
| NICHOLASVILLE | 47 | 2 | 49 | 1 | 3 | 4 | 53 |
| NORTONVILLE | 1 | 0 | 1 | 0 | 0 | 0 | 1 |
| OAK GROVE | 12 | 1 | 13 | 2 | 3 | 5 | 18 |
| OLIVE HILL | 6 | 0 | 6 | 0 | 0 | 0 | 6 |
| OWENSBORO | 104 | 2 | 106 | 5 | 30 | 35 | 141 |
| OWENTON | 4 | 0 | 4 | 0 | 0 | 0 | 4 |
| OWINGSVILLE | 7 | 0 | 7 | 0 | 0 | 0 | 7 |
| PADUCAH | 69 | 7 | 76 | 2 | 12 | 14 | 90 |
| PAINTSVILLE | 11 | 0 | 11 | 0 | 0 | 0 | 11 |
| PARIS | 25 | 0 | 25 | 4 | 5 | 9 | 34 |
| PARK CITY | 1 | 0 | 1 | 0 | 0 | 0 | 1 |
| PARK HILLS | 6 | 0 | 6 | 0 | 0 | 0 | 6 |
| PEEWEE VALLEY | 0 | 0 | 0 | 0 | 0 | 0 | 0 |
| PEMBROKE | 1 | 0 | 1 | 0 | 0 | 0 | 1 |
| PERRYVILLE | 1 | 0 | 1 | 0 | 0 | 0 | 1 |
| PIKEVILLE | 16 | 1 | 17 | 5 | 4 | 9 | 26 |
| PINEVILLE | 8 | 0 | 8 | 0 | 0 | 0 | 8 |
| PIONEER VILLAGE | 0 | 0 | 0 | 0 | 0 | 0 | 0 |
| PIPPA PASSES | 0 | 0 | 0 | 0 | 0 | 0 | 0 |
| PLEASUREVILLE | 0 | 0 | 0 | 0 | 0 | 0 | 0 |
| POWDERLY | 2 | 0 | 2 | 0 | 0 | 0 | 2 |
| PRESTONSBURG | 17 | 0 | 17 | 0 | 0 | 0 | 17 |
| PRINCETON | 14 | 1 | 15 | 0 | 1 | 1 | 16 |
| PROSPECT | 7 | 2 | 9 | 0 | 1 | 1 | 10 |
| PROVIDENCE | 7 | 0 | 7 | 0 | 0 | 0 | 7 |
| RACELAND | 4 | 1 | 5 | 0 | 1 | 1 | 6 |
| RADCLIFF | 0 | 0 | 0 | 0 | 0 | 0 | 0 |
| RAVENNA | 2 | 0 | 2 | 0 | 0 | 0 | 2 |
| RICHMOND | 53 | 6 | 59 | 14 | 23 | 37 | 96 |
| RUSSELL | 12 | 0 | 12 | 0 | 0 | 0 | 12 |
| RUSSELL SPRINGS | 6 | 1 | 7 | 0 | 1 | 1 | 8 |
| RUSSELLVILLE | 20 | 2 | 22 | 0 | 2 | 2 | 24 |
| SADIEVILLE | 2 | 0 | 2 | 0 | 0 | 0 | 2 |
| SALYERSVILLE | 2 | 0 | 2 | 2 | 2 | 4 | 6 |
| SCIENCE HILL | 0 | 0 | 0 | 0 | 0 | 0 | 0 |
| SCOTTSVILLE | 13 | 0 | 13 | 0 | 5 | 5 | 18 |
| SEBREE | 2 | 0 | 2 | 0 | 0 | 0 | 2 |
| SHELBYVILLE | 15 | 1 | 16 | 0 | 1 | 1 | 17 |
| SHEPHERDSVILLE | 16 | 1 | 17 | 0 | 1 | 1 | 18 |
| SHIVELY | 18 | 2 | 20 | 1 | 2 | 3 | 23 |

**MUNICIPAL POLICE DEPARTMENTS
2004**

| MUNICIPALITY | FULL TIME LAW ENFORCEMENT OFFICERS | | | FULL TIME CIVILIAN EMPLOYEES | | | TOTAL EMPLOYEES |
|-------------------|------------------------------------|------------|--------------|------------------------------|------------|--------------|-----------------|
| | MALE | FEMALE | TOTAL | MALE | FEMALE | TOTAL | |
| SILVER GROVE | 0 | 0 | 0 | 0 | 0 | 0 | 0 |
| SIMPSONVILLE | 0 | 0 | 0 | 0 | 0 | 0 | 0 |
| SMITH'S GROVE | 0 | 0 | 0 | 0 | 0 | 0 | 0 |
| SOMERSET | 35 | 0 | 35 | 3 | 0 | 3 | 38 |
| SOUTHGATE | 7 | 0 | 7 | 0 | 0 | 0 | 7 |
| SPARTA | 0 | 0 | 0 | 0 | 0 | 0 | 0 |
| SPRINGFIELD | 6 | 1 | 7 | 1 | 4 | 5 | 12 |
| ST MATTHEWS | 27 | 4 | 31 | 0 | 6 | 6 | 37 |
| STAMPING GROUND | 1 | 0 | 1 | 0 | 0 | 0 | 1 |
| STANFORD | 7 | 0 | 7 | 0 | 0 | 0 | 7 |
| STANTON | 10 | 0 | 10 | 0 | 0 | 0 | 10 |
| STRATHMOR VILLAGE | 0 | 0 | 0 | 0 | 0 | 0 | 0 |
| STURGIS | 4 | 0 | 4 | 0 | 0 | 0 | 4 |
| TAYLOR MILL | 7 | 2 | 9 | 0 | 1 | 1 | 10 |
| TAYLORSVILLE | 5 | 0 | 5 | 0 | 0 | 0 | 5 |
| TOMPKINSVILLE | 3 | 0 | 3 | 2 | 1 | 3 | 6 |
| TRENTON | 0 | 0 | 0 | 0 | 0 | 0 | 0 |
| UNIONTOWN | 2 | 0 | 2 | 0 | 0 | 0 | 2 |
| VANCEBURG | 3 | 0 | 3 | 0 | 0 | 0 | 3 |
| VERSAILLES | 33 | 4 | 37 | 1 | 9 | 10 | 47 |
| VILLA HILLS | 8 | 0 | 8 | 0 | 1 | 1 | 9 |
| VINE GROVE | 6 | 1 | 7 | 0 | 0 | 0 | 7 |
| WARSAW | 5 | 0 | 5 | 0 | 0 | 0 | 5 |
| WALLINS | 0 | 0 | 0 | 0 | 0 | 0 | 0 |
| WEST BUECHEL | 0 | 0 | 0 | 0 | 0 | 0 | 0 |
| WEST LIBERTY | 5 | 0 | 5 | 4 | 2 | 6 | 11 |
| WEST POINT | 4 | 0 | 4 | 0 | 0 | 0 | 4 |
| WHEELWRIGHT | 1 | 0 | 1 | 0 | 0 | 0 | 1 |
| WHITESBURG | 6 | 0 | 6 | 0 | 0 | 0 | 6 |
| WILDER | 10 | 0 | 10 | 0 | 0 | 0 | 10 |
| WILLIAMSBURG | 10 | 1 | 11 | 0 | 1 | 1 | 12 |
| WILLIAMSTOWN | 6 | 0 | 6 | 0 | 1 | 1 | 7 |
| WILMORE | 6 | 1 | 7 | 0 | 1 | 1 | 8 |
| WINCHESTER | 34 | 0 | 34 | 4 | 10 | 14 | 48 |
| WINGO | 1 | 0 | 1 | 0 | 0 | 0 | 1 |
| WORTHINGTON | 4 | 0 | 4 | 0 | 0 | 0 | 4 |
| WURLAND | 1 | 0 | 1 | 0 | 0 | 0 | 1 |
| TOTAL | 4,024 | 368 | 4,392 | 353 | 796 | 1,149 | 5,541 |

SHERIFFS' DEPARTMENTS 2004

| COUNTY | FULL TIME LAW ENFORCEMENT OFFICERS | | | FULL TIME CIVILIAN EMPLOYEES | | | TOTAL EMPLOYEES |
|--------------|------------------------------------|--------|-------|------------------------------|--------|-------|-----------------|
| | MALE | FEMALE | TOTAL | MALE | FEMALE | TOTAL | |
| ADAIR | 4 | 0 | 4 | 0 | 2 | 2 | 6 |
| ALLEN | 11 | 0 | 11 | 2 | 0 | 2 | 13 |
| ANDERSON | 5 | 2 | 7 | 0 | 1 | 1 | 8 |
| BALLARD | 10 | 1 | 11 | 0 | 0 | 0 | 11 |
| BARREN | 12 | 2 | 14 | 1 | 1 | 2 | 16 |
| BATH | 4 | 0 | 4 | 0 | 1 | 1 | 5 |
| BELL | 8 | 0 | 8 | 1 | 3 | 4 | 12 |
| BOONE | 123 | 6 | 129 | 1 | 10 | 11 | 140 |
| BOURBON | 5 | 0 | 5 | 1 | 4 | 5 | 10 |
| BOYD | 18 | 0 | 18 | 0 | 3 | 3 | 21 |
| BOYLE | 7 | 1 | 8 | 0 | 1 | 1 | 9 |
| BRACKEN | 2 | 0 | 2 | 0 | 1 | 1 | 3 |
| BREATHITT | 5 | 0 | 5 | 0 | 1 | 1 | 6 |
| BRECKINRIDGE | 5 | 0 | 5 | 0 | 2 | 2 | 7 |
| BULLITT | 31 | 1 | 32 | 1 | 6 | 7 | 39 |
| BUTLER | 3 | 0 | 3 | 0 | 2 | 2 | 5 |
| CALDWELL | 5 | 1 | 6 | 0 | 0 | 0 | 6 |
| CALLOWAY | 17 | 3 | 20 | 1 | 3 | 4 | 24 |
| CAMPBELL | 9 | 1 | 10 | 0 | 3 | 3 | 13 |
| CARLISLE | 1 | 2 | 3 | 2 | 0 | 2 | 5 |
| CARROLL | 4 | 1 | 5 | 0 | 0 | 0 | 5 |
| CARTER | 5 | 0 | 5 | 0 | 3 | 3 | 8 |
| CASEY | 5 | 1 | 6 | 0 | 0 | 0 | 6 |
| CHRISTIAN | 16 | 1 | 17 | 0 | 2 | 2 | 19 |
| CLARK | 11 | 0 | 11 | 0 | 3 | 3 | 14 |
| CLAY | 4 | 2 | 6 | 0 | 2 | 2 | 8 |
| CLINTON | 3 | 0 | 3 | 0 | 1 | 1 | 4 |
| CRITTENDEN | 2 | 0 | 2 | 0 | 0 | 0 | 2 |
| CUMBERLAND | 3 | 0 | 3 | 0 | 1 | 1 | 4 |
| DAVISS | 37 | 2 | 39 | 3 | 11 | 14 | 53 |
| EDMONSON | 4 | 0 | 4 | 0 | 2 | 2 | 6 |
| ELLIOTT | 3 | 1 | 4 | 0 | 0 | 0 | 4 |
| ESTILL | 3 | 0 | 3 | 0 | 2 | 2 | 5 |
| FAYETTE | 36 | 4 | 40 | 13 | 25 | 38 | 78 |
| FLEMING | 7 | 2 | 9 | 0 | 0 | 0 | 9 |
| FLOYD | 12 | 2 | 14 | 3 | 4 | 7 | 21 |
| FRANKLIN | 18 | 0 | 18 | 0 | 2 | 2 | 20 |
| FULTON | 3 | 1 | 4 | 0 | 0 | 0 | 4 |
| GALLATIN | 4 | 0 | 4 | 0 | 0 | 0 | 4 |
| GARRARD | 5 | 0 | 5 | 0 | 1 | 1 | 6 |
| GRANT | 15 | 1 | 16 | 0 | 2 | 2 | 18 |
| GRAVES | 11 | 0 | 11 | 0 | 4 | 4 | 15 |
| GRAYSON | 11 | 0 | 11 | 0 | 2 | 2 | 13 |
| GREEN | 2 | 0 | 2 | 1 | 0 | 1 | 3 |
| GREENUP | 10 | 1 | 11 | 1 | 0 | 1 | 12 |
| HANCOCK | 6 | 0 | 6 | 0 | 0 | 0 | 6 |
| HARDIN | 26 | 5 | 31 | 0 | 2 | 2 | 33 |
| HARLAN | 14 | 0 | 14 | 1 | 5 | 6 | 20 |
| HARRISON | 8 | 0 | 8 | 0 | 1 | 1 | 9 |
| HART | 7 | 1 | 8 | 0 | 0 | 0 | 8 |
| HENDERSON | 17 | 2 | 19 | 1 | 3 | 4 | 23 |

SHERIFFS' DEPARTMENTS 2004

| COUNTY | FULL TIME LAW ENFORCEMENT OFFICERS | | | FULL TIME CIVILIAN EMPLOYEES | | | TOTAL EMPLOYEES |
|------------|------------------------------------|--------|-------|------------------------------|--------|-------|-----------------|
| | MALE | FEMALE | TOTAL | MALE | FEMALE | TOTAL | |
| HENRY | 4 | 1 | 5 | 0 | 0 | 0 | 5 |
| HICKMAN | 2 | 0 | 2 | 0 | 0 | 0 | 2 |
| HOPKINS | 12 | 2 | 14 | 1 | 5 | 6 | 20 |
| JACKSON | 3 | 0 | 3 | 0 | 2 | 2 | 5 |
| JEFFERSON | 191 | 39 | 230 | 19 | 31 | 50 | 280 |
| JESSAMINE | 18 | 1 | 19 | 3 | 3 | 6 | 25 |
| JOHNSON | 10 | 0 | 10 | 0 | 4 | 4 | 14 |
| KENTON | 18 | 2 | 20 | 2 | 4 | 6 | 26 |
| KNOTT | 5 | 0 | 5 | 3 | 0 | 3 | 8 |
| KNOX | 8 | 1 | 9 | 0 | 3 | 3 | 12 |
| LARUE | 4 | 0 | 4 | 0 | 1 | 1 | 5 |
| LAUREL | 32 | 0 | 32 | 0 | 6 | 6 | 38 |
| LAWRENCE | 5 | 0 | 5 | 0 | 2 | 2 | 7 |
| LEE | 1 | 0 | 1 | 0 | 0 | 0 | 1 |
| LESLIE | 6 | 1 | 7 | 0 | 3 | 3 | 10 |
| LETCHER | 4 | 1 | 5 | 6 | 2 | 8 | 13 |
| LEWIS | 5 | 0 | 5 | 0 | 2 | 2 | 7 |
| LINCOLN | 5 | 1 | 6 | 0 | 1 | 1 | 7 |
| LIVINGSTON | 7 | 1 | 8 | 0 | 0 | 0 | 8 |
| LOGAN | 12 | 1 | 13 | 2 | 0 | 2 | 15 |
| LYON | 3 | 1 | 4 | 0 | 0 | 0 | 4 |
| MADISON | 13 | 2 | 15 | 1 | 1 | 2 | 17 |
| MAGOFFIN | 2 | 0 | 2 | 1 | 1 | 2 | 4 |
| MARION | 5 | 0 | 5 | 1 | 0 | 1 | 6 |
| MARSHALL | 15 | 2 | 17 | 0 | 3 | 3 | 20 |
| MARTIN | 4 | 0 | 4 | 0 | 3 | 3 | 7 |
| MASON | 10 | 0 | 10 | 0 | 2 | 2 | 12 |
| MCCRACKEN | 31 | 4 | 35 | 0 | 2 | 2 | 37 |
| MCCREARY | 4 | 0 | 4 | 0 | 1 | 1 | 5 |
| MCLEAN | 7 | 0 | 7 | 0 | 2 | 2 | 9 |
| MEADE | 9 | 0 | 9 | 0 | 2 | 2 | 11 |
| MENIFEE | 6 | 0 | 6 | 0 | 1 | 1 | 7 |
| MERCER | 7 | 2 | 9 | 0 | 1 | 1 | 10 |
| METCALFE | 3 | 0 | 3 | 1 | 1 | 2 | 5 |
| MONROE | 5 | 0 | 5 | 1 | 1 | 2 | 7 |
| MONTGOMERY | 13 | 1 | 14 | 0 | 2 | 2 | 16 |
| MORGAN | 3 | 0 | 3 | 0 | 2 | 2 | 5 |
| MUHLENBERG | 9 | 3 | 12 | 0 | 0 | 0 | 12 |
| NELSON | 22 | 1 | 23 | 4 | 3 | 7 | 30 |
| NICHOLAS | 1 | 0 | 1 | 1 | 1 | 2 | 3 |
| OHIO | 14 | 1 | 15 | 1 | 1 | 2 | 17 |
| OLDHAM | 13 | 3 | 16 | 0 | 2 | 2 | 18 |
| OWEN | 4 | 0 | 4 | 0 | 2 | 2 | 6 |
| OWSLEY | 4 | 1 | 5 | 0 | 0 | 0 | 5 |
| PENDLETON | 6 | 0 | 6 | 0 | 1 | 1 | 7 |
| PERRY | 7 | 2 | 9 | 0 | 3 | 3 | 12 |
| PIKE | 15 | 0 | 15 | 3 | 7 | 10 | 25 |
| POWELL | 6 | 0 | 6 | 0 | 2 | 2 | 8 |
| PULASKI | 23 | 0 | 23 | 1 | 7 | 8 | 31 |
| ROBERTSON | 1 | 0 | 1 | 0 | 0 | 0 | 1 |
| ROCKCASTLE | 9 | 0 | 9 | 0 | 1 | 1 | 10 |

SHERIFFS' DEPARTMENTS 2004

| COUNTY | FULL TIME LAW ENFORCEMENT OFFICERS | | | FULL TIME CIVILIAN EMPLOYEES | | | TOTAL EMPLOYEES |
|--------------|------------------------------------|------------|--------------|------------------------------|------------|------------|-----------------|
| | MALE | FEMALE | TOTAL | MALE | FEMALE | TOTAL | |
| ROWAN | 10 | 0 | 10 | 0 | 3 | 3 | 13 |
| RUSSELL | 9 | 1 | 10 | 0 | 0 | 0 | 10 |
| SCOTT | 22 | 2 | 24 | 0 | 2 | 2 | 26 |
| SHELBY | 19 | 2 | 21 | 0 | 1 | 1 | 22 |
| SIMPSON | 12 | 0 | 12 | 1 | 2 | 3 | 15 |
| SPENCER | 5 | 0 | 5 | 0 | 1 | 1 | 6 |
| TAYLOR | 10 | 0 | 10 | 0 | 2 | 2 | 12 |
| TODD | 3 | 0 | 3 | 0 | 1 | 1 | 4 |
| TRIGG | 4 | 2 | 6 | 0 | 0 | 0 | 6 |
| TRIMBLE | 2 | 0 | 2 | 1 | 0 | 1 | 3 |
| UNION | 7 | 1 | 8 | 1 | 0 | 1 | 9 |
| WARREN | 40 | 4 | 44 | 8 | 8 | 16 | 60 |
| WASHINGTON | 3 | 1 | 4 | 0 | 0 | 0 | 4 |
| WAYNE | 7 | 1 | 8 | 1 | 1 | 2 | 10 |
| WEBSTER | 5 | 0 | 5 | 0 | 2 | 2 | 7 |
| WHITLEY | 12 | 0 | 12 | 1 | 2 | 3 | 15 |
| WOLFE | 2 | 0 | 2 | 0 | 1 | 1 | 3 |
| WOODFORD | 7 | 0 | 7 | 0 | 0 | 0 | 7 |
| TOTAL | 1,402 | 137 | 1,539 | 95 | 274 | 369 | 1,908 |

COUNTY POLICE DEPARTMENTS

| COUNTY | FULL TIME LAW ENFORCEMENT OFFICERS | | | FULL TIME CIVILIAN EMPLOYEES | | | TOTAL EMPLOYEES |
|--------------|------------------------------------|----------|------------|------------------------------|-----------|-----------|-----------------|
| | MALE | FEMALE | TOTAL | MALE | FEMALE | TOTAL | |
| ANDERSON | 2 | 0 | 2 | 0 | 0 | 0 | 2 |
| BOYD | 3 | 0 | 3 | 0 | 0 | 0 | 3 |
| CAMPBELL | 27 | 3 | 30 | 0 | 1 | 1 | 31 |
| CHRISTIAN | 6 | 1 | 7 | 0 | 1 | 1 | 8 |
| GALLATIN | 1 | 0 | 1 | 0 | 0 | 0 | 1 |
| KENTON | 42 | 1 | 43 | 15 | 11 | 26 | 69 |
| OLDHAM | 30 | 0 | 30 | 0 | 3 | 3 | 33 |
| WOODFORD | 0 | 0 | 0 | 0 | 0 | 0 | 0 |
| TOTAL | 111 | 5 | 116 | 15 | 16 | 31 | 147 |

DRUG TASK FORCES 2004

| AGENCY | FULL TIME LAW ENFORCEMENT OFFICERS | | | FULL TIME CIVILIAN EMPLOYEES | | | TOTAL EMPLOYEES |
|---|------------------------------------|----------|-----------|------------------------------|----------|----------|-----------------|
| | MALE | FEMALE | TOTAL | MALE | FEMALE | TOTAL | |
| BUFFALO TRACE / GATEWAY NARCOTIC TASK FORCE | 3 | 1 | 4 | 0 | 0 | 0 | 4 |
| LAKE CUMBERLAND DRUG TASK FORCE | 5 | 0 | 5 | 0 | 1 | 1 | 6 |
| FIVCO AREA DRUG TASK FORCE (F A D E) | 6 | 0 | 6 | 0 | 1 | 1 | 7 |
| GREATER HARDIN COUNTY NARCOTICS TASK FORCE | 0 | 0 | 0 | 0 | 0 | 0 | 0 |
| NORTHERN KENTUCKY NARCOTICS ENFORCEMENT | 11 | 0 | 11 | 1 | 1 | 2 | 13 |
| PENNYRILE NARCOTICS TASK FORCE | 6 | 2 | 8 | 0 | 2 | 2 | 10 |
| TOTAL | 31 | 3 | 34 | 1 | 5 | 6 | 40 |

OTHER LAW ENFORCEMENT AGENCIES

| AGENCY | FULL TIME LAW ENFORCEMENT OFFICERS | | | FULL TIME CIVILIAN EMPLOYEES | | | TOTAL EMPLOYEES |
|--|------------------------------------|----------|-----------|------------------------------|-----------|-----------|-----------------|
| | MALE | FEMALE | TOTAL | MALE | FEMALE | TOTAL | |
| BLUE GRASS AIRPORT | 20 | 0 | 20 | 4 | 4 | 8 | 28 |
| CINCINNATI - NORTHERN KENTUCKY AIRPORT | 48 | 2 | 50 | 10 | 6 | 16 | 66 |
| LOUISVILLE/JEFFERSON COUNTY AIRPORT POLICE | 16 | 1 | 17 | 0 | 1 | 1 | 18 |
| TENNESSEE VALLEY AUTHORITY POLICE | 0 | 0 | 0 | 0 | 0 | 0 | 0 |
| TOTAL | 84 | 3 | 87 | 14 | 11 | 25 | 112 |

**COLLEGES, SCHOOLS AND UNIVERSITIES
2004**

| AGENCY | FULL TIME LAW ENFORCEMENT OFFICERS | | | FULL TIME CIVILIAN EMPLOYEES | | | TOTAL EMPLOYEES |
|---------------------------|------------------------------------|-----------|------------|------------------------------|-----------|------------|-----------------|
| | MALE | FEMALE | TOTAL | MALE | FEMALE | TOTAL | |
| EASTERN KY UNIVERSITY | 17 | 1 | 18 | 13 | 7 | 20 | 38 |
| FAYETTE CO SCHOOLS | 18 | 9 | 27 | 2 | 2 | 4 | 31 |
| JEFFERSON CO SCHOOL SEC | 12 | 2 | 14 | 6 | 3 | 9 | 23 |
| KENTUCKY STATE UNIVERSITY | 9 | 1 | 10 | 1 | 3 | 4 | 14 |
| MCCRACKEN CO. PUB SCHOOLS | 3 | 1 | 4 | 0 | 0 | 0 | 4 |
| MOREHEAD STATE UNIVERSITY | 13 | 1 | 14 | 5 | 6 | 11 | 25 |
| MURRAY STATE UNIVERSITY | 12 | 2 | 14 | 2 | 3 | 5 | 19 |
| NORTHERN KY UNIVERSITY | 15 | 1 | 16 | 4 | 4 | 8 | 24 |
| UNIVERSITY OF KENTUCKY | 30 | 10 | 40 | 36 | 12 | 48 | 88 |
| UNIVERSITY OF LOUISVILLE | 23 | 2 | 25 | 21 | 11 | 32 | 57 |
| WESTERN KY UNIVERSITY | 19 | 1 | 20 | 1 | 11 | 12 | 32 |
| TOTAL | 171 | 31 | 202 | 91 | 62 | 153 | 355 |

STATE AGENCIES

| AGENCY | FULL TIME LAW ENFORCEMENT OFFICERS | | | FULL TIME CIVILIAN EMPLOYEES | | | TOTAL EMPLOYEES |
|---|------------------------------------|------------|--------------|------------------------------|--------------|--------------|-----------------|
| | MALE | FEMALE | TOTAL | MALE | FEMALE | TOTAL | |
| ALCOHOLIC BEVERAGE CONTROL | 33 | 3 | 36 | 1 | 1 | 2 | 38 |
| DEPARTMENT OF INSURANCE FRAUD | 10 | 0 | 10 | 0 | 5 | 5 | 15 |
| KENTUCKY DIVISION OF FORESTRY ENFORCEMENT | 158 | 26 | 184 | 0 | 0 | 0 | 184 |
| KENTUCKY ATTORNEY GENERAL'S OFFICE | 30 | 6 | 36 | 1 | 5 | 6 | 42 |
| FISH & WILDLIFE RESOURCES/ KENTUCKY WATER PATROL | 151 | 2 | 153 | 5 | 3 | 8 | 161 |
| KENTUCKY HORSE PARK | 0 | 0 | 0 | 0 | 0 | 0 | 0 |
| KENTUCKY STATE POLICE | 911 | 32 | 943 | 407 | 362 | 769 | 1,712 |
| MOTOR VEHICLE ENFORCEMENT | 140 | 4 | 144 | 37 | 46 | 83 | 227 |
| PARK SECURITY | 62 | 1 | 63 | 0 | 0 | 0 | 63 |
| TOTAL | 1,495 | 74 | 1,569 | 451 | 422 | 873 | 2,442 |
| TOTAL ALL AGENCIES | 7,318 | 621 | 7,939 | 1,020 | 1,586 | 2,606 | 10,545 |

LAW ENFORCEMENT OFFICERS ASSAULTED

A total of 768 police officers were assaulted in Kentucky during 2004. The chart below shows the type of activity the officer was performing; type of weapon used in the assault, and type of officer assignment.

Of the officers assaulted, 299 officers received personal injury. This number represents 38.9% of the total number of officers assaulted. 92.1% of the police assaults were cleared.

| TYPE OF ACTIVITY | TOTAL ASSAULT BY WEAPON | TYPE OF WEAPON | | | | TYPE OF ASSIGNMENT | | | | | | |
|---|-------------------------|----------------|-----------------------------------|-------------------------|--------------------------|---------------------|---------------------|---------------|-----------------------------|---------------|-----------|---------------|
| | | FIRE-ARM | KNIFE OR OTHER CUTTING INSTRUMENT | OTHER DANGEROUS WEAPONS | HANDS, FISTS, FEET, ETC. | TWO-OFFICER VEHICLE | ONE-OFFICER VEHICLE | | DETECTIVE OR SPECIAL ASSIGN | | OTHER | |
| | | | | | | | ALONE | ASSIS- TED | ALONE | ASSIS- TED | ALONE | ASSIS- TED |
| Responding to "Disturbance" calls (family quarrels, man with gun, etc.) | 165 | 29 | 21 | 10 | 105 | 19 | 53 | 83 | 3 | 0 | 3 | 4 |
| Burglaries in progress or pursuing burglary suspects | 12 | 5 | 2 | 2 | 3 | 4 | 6 | 0 | 0 | 1 | 0 | 1 |
| Robberies in progress or pursuing robbery suspects | 8 | 3 | 2 | 2 | 1 | 1 | 3 | 3 | 0 | 1 | 0 | 0 |
| Attempting other arrests | 119 | 3 | 4 | 14 | 98 | 3 | 59 | 48 | 2 | 5 | 1 | 1 |
| Civil disorder (riot, mass disobedience) | 7 | 2 | 0 | 0 | 5 | 1 | 3 | 3 | 0 | 0 | 0 | 0 |
| Handling, transporting, custody of prisoners | 56 | 0 | 2 | 4 | 50 | 5 | 19 | 20 | 1 | 0 | 4 | 7 |
| Investigating suspicious persons or circumstances | 54 | 12 | 6 | 15 | 21 | 6 | 26 | 15 | 0 | 1 | 1 | 5 |
| Ambush, no warning | 5 | 1 | 0 | 2 | 2 | 0 | 2 | 2 | 0 | 1 | 0 | 0 |
| Mentally deranged | 9 | 0 | 3 | 0 | 6 | 0 | 5 | 4 | 0 | 0 | 0 | 0 |
| Traffic pursuits and stops | 231 | 18 | 1 | 178 | 34 | 25 | 133 | 58 | 4 | 7 | 3 | 1 |
| All other | 102 | 12 | 4 | 48 | 38 | 14 | 34 | 33 | 1 | 1 | 6 | 13 |
| TOTAL | 768 | 85 | 45 | 275 | 363 | 78 | 343 | 269 | 11 | 17 | 18 | 32 |

IMPORTANT NOTICE

Here is your copy of the 2004 CRIME IN KENTUCKY report. If you want to receive the 2005 report, please print or type your name and address below and return this form.

Law enforcement and criminal justice agencies do not need to return this form unless address corrections are needed. Individual requests must return the completed form. Existing mailing lists are being revised to include law enforcement and criminal justice agencies and only those individuals who respond to this notice.



Name

Agency/Company

Address

City, State, Zip



Circle one Individual News media State Agency AD Dist Other_____

.....Fold and tape.....

area code phone number

You may FAX a copy of this form to the Kentucky State Police at

FAX # 502 226-2170
ATTN: UCR UNIT

Please
Place
Stamp
Here

KENTUCKY STATE POLICE
CRIMINAL IDENTIFICATION
& RECORDS BRANCH
1250 Louisville Road
Frankfort, KY 40601

KENTUCKY STATE POLICE
CRIMINAL IDENTIFICATION
& RECORDS BRANCH
1250 Louisville Road
Frankfort, KY 40601

Presorted Standard
US Postage
Paid
Frankfort, KY
Permit NO. 674

TO:
