

# **Armed Forces Pest Management Board Technical Guide No. 47**

## ***Aedes* Mosquito Vector Control**



*Published and Distributed by the*  
**Armed Forces Pest Management Board  
Office of the Assistant Secretary of Defense  
(Energy, Installations and Environment)  
Bldg #172, US Army Garrison Forest Glen  
Silver Spring, MD 20910-1230**

**March 2, 2016**

## **Acknowledgements**

The first edition of this Armed Forces Pest Management Board (AFPMB) Technical Guide (TG) was compiled in January 2012 by LCDR Craig Stoops and LT Anthony Hanley of the U.S. Navy Entomology Center of Excellence, Dr. Gary Clark, USDA-ARS Center for Medical, Agricultural & Veterinary Entomology, and Dr. Graham White, AFPMB, with the technical publication assistance of Dr. Richard Robbins and Lt Col Terry Carpenter of AFPMB's Information Services Division. The second edition in April 2014 was a revision by LT James Harwood of the U.S. Navy Entomology Center of Excellence. This third edition is the product of MAJ Karl Korpak, Dr. Richard Robbins, and Mr. Terry Carpenter of the APFMB Information Services Division; LCDR Craig Stoops and Dr. Graham White made significant contributions to the final product.

## **Disclaimer**

Any mention of specific proprietary products, trade names, or manufacturers does not constitute a recommendation or an official endorsement of these products by the Department of Defense (DoD) but is intended for illustration and information purposes only. Neither should the absence of an item necessarily be interpreted as DoD disapproval. Information or inquiries concerning any equipment or items should be sent through Command Pest Management Professionals or Applied Biologists to the Armed Forces Pest Management Board Medical Entomology Committee for evaluation.

## **Foreword**

This technical guide (TG) was written to consolidate information and procedures for surveillance and control of mosquitoes that transmit Zika, Dengue and Chikungunya viruses. This TG is not a regulation but provides guidance to those individuals responsible for conducting pest control and surveillance during military deployments. This TG will receive periodic review and will be updated to ensure that information presented reflects current technology and guidance. Individuals using this TG are encouraged to submit comments and suggestions for improvement to the Director, Armed Forces Pest Management Board, US Army Garrison Forest Glen, 2460 Linden Lane, Building 172, Silver Spring, MD 20910-1230, (301) 295-7476; Fax (301) 295-7473.

# Contents

Acknowledgements.....	1
Foreword.....	1
Introduction.....	3
Disease Profiles.....	3
Dengue .....	4
Chikungunya.....	5
Vector Biology and Identification .....	7
<i>Aedes aegypti</i> .....	7
Worldwide distribution of <i>Aedes aegypti</i> (CDC).....	8
"Asian Tiger Mosquito" .....	9
Worldwide distribution of <i>Aedes albopictus</i> (CDC).....	10
Surveillance.....	11
Immature Surveillance:.....	11
Adult Surveillance .....	14
ProkoPack Backpack Aspirator .....	16
(John W. Hock Co.) .....	16
Traps .....	17
Control .....	20
Environmental Control.....	20
Larvicides:.....	21
Adulticides:.....	21
Indoor Residual Spray.....	22
Thermal Fogging.....	22
Ultra Low Volume .....	23
Personal Protection .....	24
Additional Guidance .....	25
References.....	26
Points of Contact.....	26

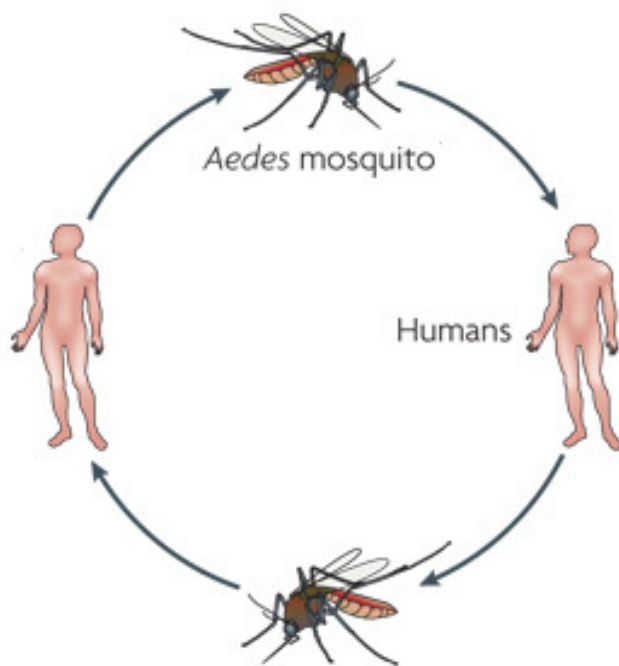
## Introduction

This guide is designed to serve as a quick reference for the identification, surveillance, and control of the mosquito species that transmit Zika, Dengue, and Chikungunya. The three main components of the guide are 1) disease symptoms and distribution, 2) vector biology, identification, and distribution, and 3) vector surveillance and control. These components are necessary for the planning, implementation, and evaluation of a Zika/Chikungunya/Dengue vector control program.

This guide is not meant to be a comprehensive treatment of the subject, nor should it be used to provide diagnosis or treatment of disease. If you think you or someone else may have one of these diseases, seek medical treatment. See the Additional Guidance, References, and Points of Contact sections to find sources with more detailed information.

## Disease Profiles

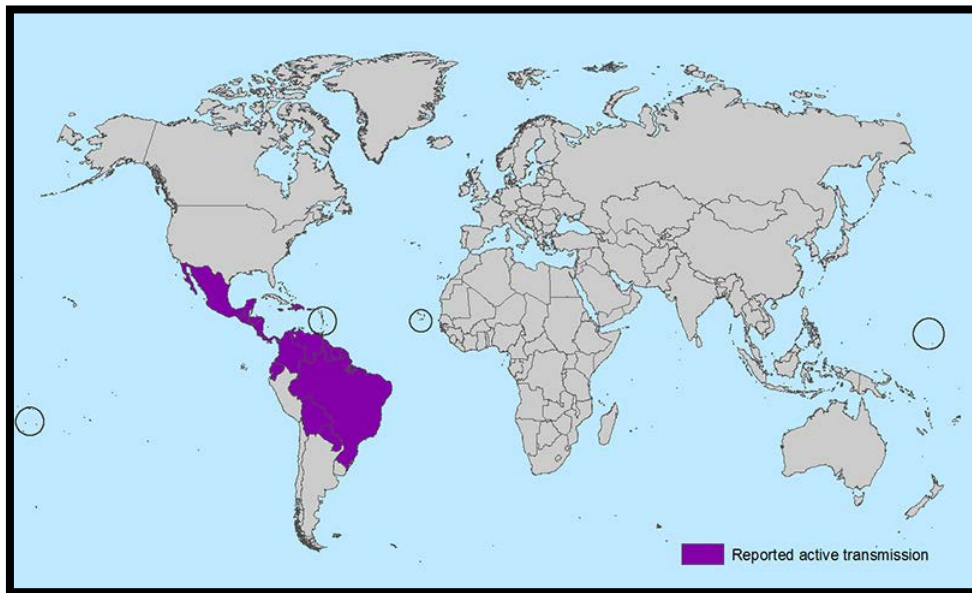
Zika, Dengue, and Chikungunya are caused by arboviruses. Arboviruses require an arthropod (insects and ticks) vector to be transmitted to the host. In the absence of the vector, the pathogen usually cannot be passed to other hosts. Humans are the primary host for Zika, Dengue, and Chikungunya viruses, which are transmitted by mosquitoes that live in close proximity to humans.



**Source:** Nature.com, <http://www.nature.com/scitable/topicpage/Dengue-transmission-22399758>

## Zika

The most common symptoms of Zika infection are fever, rash, joint pain, and conjunctivitis. The illness is usually mild with symptoms lasting several days to a week. Illness requiring hospitalization is rare. Recent observations suggest that the incidence of the birth defect microcephaly (infants born with unusually small heads and brains) may be related to current or prior infection with Zika virus.



Countries and Territories with Active Zika Virus Transmission as of February 2016 (CDC)

Zika virus is spread to people through mosquito bites. In addition to *Aedes aegypti* and *Ae. albopictus*, it has been isolated from *Ae. africanus*, *Ae. coarctatus*, *Ae. luteocephala*, *Ae. vitattus* and *Ae. furcifer*. *Aedes hensilli* was the vector during the 2007 outbreak on Yap Island in the South Pacific, and *Aedes polynesiensis* in French Polynesia in 2013. The two most important currently projected vectors in the CONUS are *Aedes aegypti* and *Ae. albopictus*.

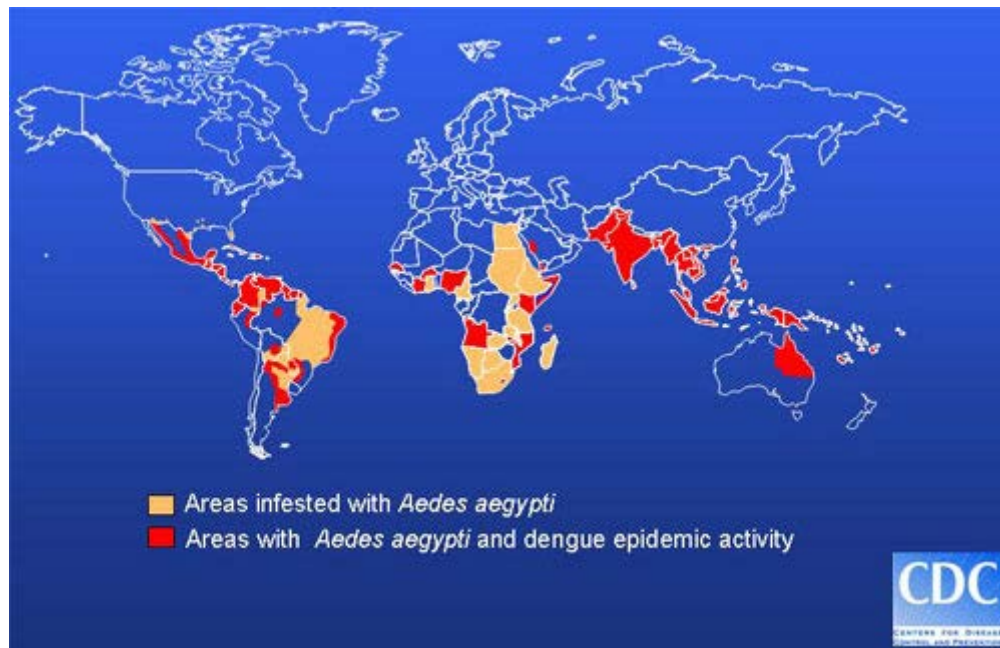
Zika is considered a significant risk to deployed troops by the National Center for Medical Intelligence. For the most up-to-date information on Zika's distribution visit the CDC's web page at the following link: <http://www.cdc.gov/zika/>

## Dengue

Dengue refers to an infection by any of the four related virus serotypes, DEN-1, DEN-2, DEN-3, and DEN-4. They are transmitted to humans by three mosquito species: *Aedes aegypti*, *Ae. albopictus*, and *Ae. polynesiensis*. Human infection by the virus leads to Dengue fever and occasionally Dengue hemorrhagic fever.

**Dengue fever** generally results in high fever, headaches, pain behind the eyes, joint and muscle pain, rash, and potentially mild bleeding from the nose and gums.

**Dengue hemorrhagic fever (DHF)** results from reinfection by a different Dengue serotype. DHF begins like Dengue fever, but after the fever subsides, blood vessels (mostly capillaries) become “leaky,” allowing blood to enter the lining of the abdominal cavity and the space around the lungs, a condition that can be fatal.



Dengue epidemic activity and *Ae. aegypti* range (CDC).

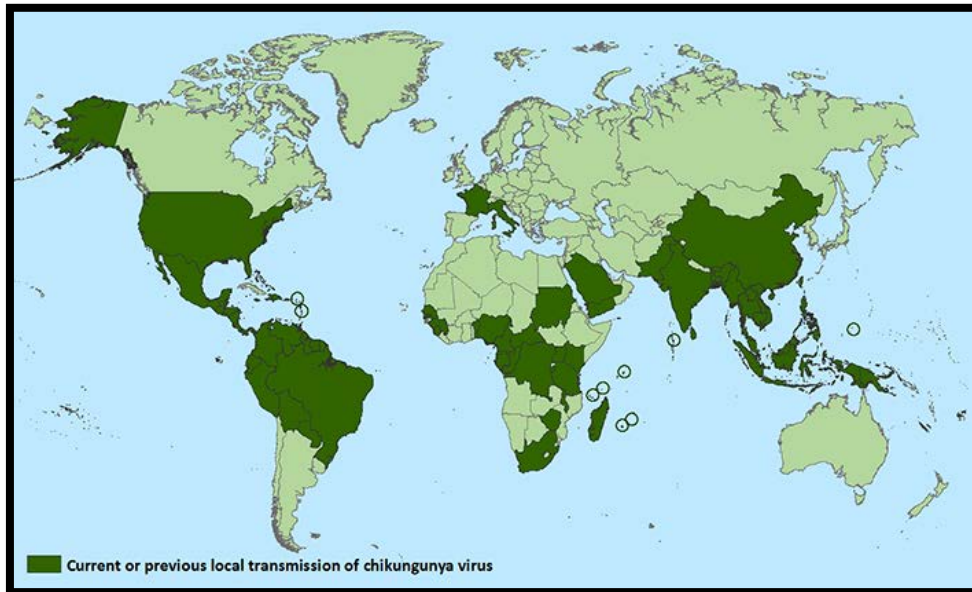
Dengue is considered a significant risk to deployed troops by the National Center for Medical Intelligence. The approximate worldwide distribution of Dengue virus (as of April 2014) is on page 7. For the most up-to-date information on Dengue’s distribution visit CDC’s web page at the following link: <http://www.cdc.gov/Dengue/>

## Chikungunya

Chikungunya refers to an infection by the Chikungunya virus (CHIKV). CHIKV is known to be transmitted by only two mosquito species, *Ae. aegypti* and *Ae. albopictus*. The name means “that which bends up” in the native language of southeastern Tanzania, and refers to the symptoms of Chikungunya fever.

**Chikungunya fever (CHIK)** symptoms typically include a sudden high fever and severe joint pain. Headache, back pain, muscle pain, nausea, vomiting, arthritis, rash, and conjunctivitis may also occur. Unlike Dengue, CHIK is currently thought to be nonfatal.

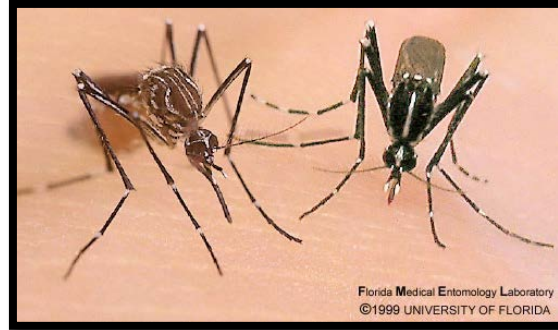
CHIKV was first identified from mosquitoes in Tanzania. Outbreaks historically have occurred in Africa and Asia. In 2007 the virus was found to be spreading in northern Italy and in December 2013 was found in the Caribbean. Check the Centers for Disease Control and Prevention (CDC) website on CHIKV for updates on distribution: <http://www.cdc.gov/Chikungunya/index.html>



Countries and territories where Chikungunya cases have been reported as of October 20, 2015 (CDC).

## Vector Biology and Identification

Zika, Dengue, and CHIKV are transmitted only by infected female mosquitoes in the genus *Aedes*. Mosquitoes are flying insects that develop from aquatic immature stages, from which the winged adults emerge. Only the adult female mosquitoes bite humans to feed on blood. There are many genera of mosquitoes; a guide to aid in identifying the genus *Aedes* is provided on page 10. Always seek assistance if you are unfamiliar with mosquito identification to ensure you correctly identify the mosquitoes in an area.



*Aedes aegypti*

*Aedes albopictus*

PRINCIPAL CHARACTERS FOR IDENTIFYING THE THREE GENERA OF MEDICAL IMPORTANCE		
ANOPHELES	AEDES	CULEX
<b>EGGS</b>		
LAID SINGLY HAS FLOATS	LAID SINGLY NO FLOATS	LAID IN RAFTS NO FLOATS
<b>LARVAE</b>		
REST PARALLEL TO WATER SURFACE RUDIMENTARY BREATHING TUBE	REST AT AN ANGLE SHORT AND STOUT BREATHING TUBE WITH ONE PAIR OF HAIR TUFTS	LONG AND SLENDER BREATHING TUBE WITH SEVERAL PAIRS OF HAIR TUFTS
<b>PUPAE</b>		
	PUPAE DIFFER ONLY SLIGHTLY	
<b>ADULTS</b>		
PROBOSCIS AND BODY IN ONE AXIS	PROBOSCIS AND BODY IN TWO AXES	PROBOSCIS AND BODY IN TWO AXES
MAXILLARY PALPS AS LONG AS PROBOSCIS WINGS SPOTTED	MAXILLARY PALPS SHORTER THAN PROBOSCIS WINGS GENERALLY UNIFORM TIP OF FEMALE ABDOMEN USUALLY POINTED	MAXILLARY PALPS SHORTER THAN PROBOSCIS TIP OF FEMALE ABDOMEN USUALLY BLUNT

Identifying traits of *Aedes* mosquitoes compared to *Culex* and *Anopheles* mosquitoes.

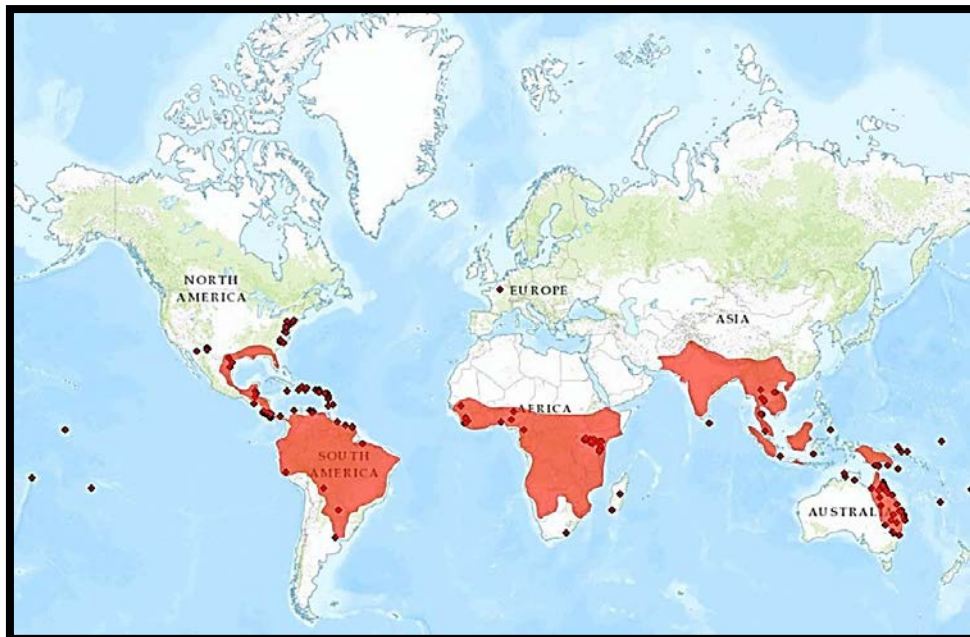


## *Aedes aegypti*

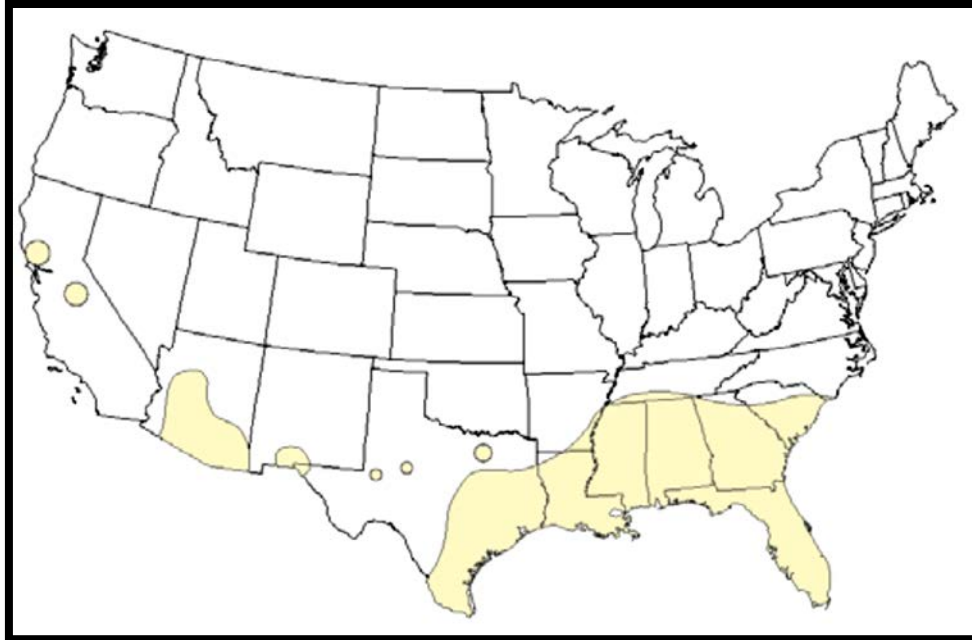
"Yellow Fever Mosquito"



- Vector of Zika, Dengue and Chikungunya.
- Dark mosquito with guitar- or lyre- shaped markings on the thorax and white-banded legs.
- Occupies urban areas with or without vegetation.
- Bites during daytime; bites often unnoticed; bites and rests indoors.
- Breeds inside human-made containers in or near homes; lays eggs indoors and outdoors.



Worldwide distribution of *Aedes aegypti* (CDC)



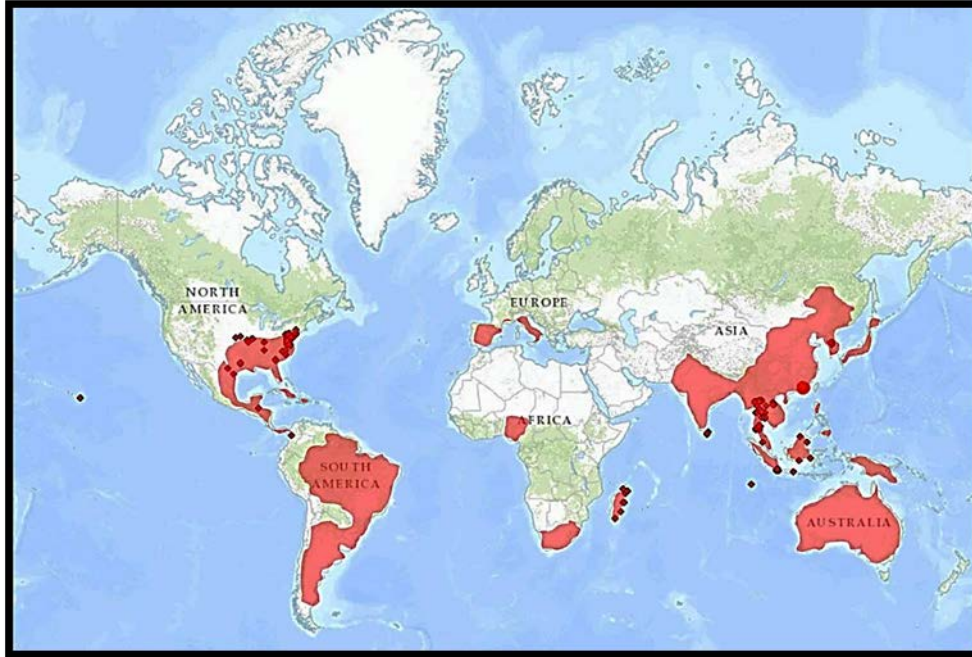
Current known CONUS distribution of *Ae. aegypti* (CDC)

***Aedes albopictus***

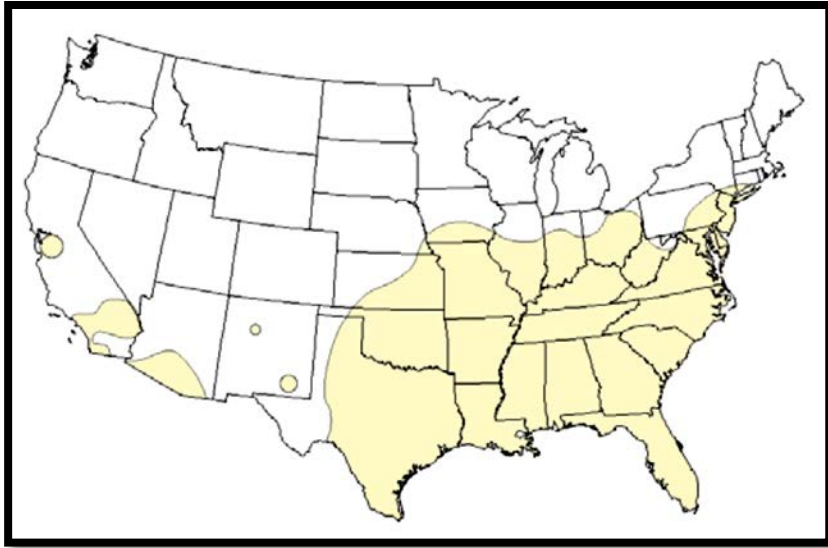
"Asian Tiger Mosquito"



- Vector of Zika, Dengue and Chikungunya.
- Dark mosquito with a single silver stripe on the top of the thorax and white-banded legs.
- Aggressive daytime biter.
- Mostly associated with thickets and dense vegetation.
- Mostly found outdoors.
- Breeds in tree holes, bamboo internodes, but will also use human-made containers



Worldwide distribution of *Aedes albopictus* (CDC)



Current known CONUS distribution of *Ae. albopictus* (CDC)

### Other *Aedes* Species

For identification, bionomics, and distributions of other vector species of Zika, Chikungunya, and Dengue, refer to the Walter Reed Biosystematics Unit's *Systematic Catalog of Culicidae* at this URL: <http://www.mosquitocatalog.org/>

## Surveillance

**Immature Surveillance:** Any material, manmade or natural, that holds water for more than several hours could contain mosquito eggs, larvae, or pupae. Examples of such items are tarps, discarded bottles, flower pot saucers, and rain gauges.

In areas where there is no indoor plumbing and people must store water, the risk of vector mosquitoes being present dramatically increases. Such water storage containers provide suitable, stable habitats for mosquitoes to exploit.

In areas where there is regular rainfall, natural and human-made containers that can hold water will be of critical importance, since they will fill with water and drastically increase the number of mosquito habitats available.


Some examples of what to look for when targeting mosquito larvae are presented here. This is not an exhaustive list, as anything that can hold a tablespoon of water can be a potential larval habitat for these vectors.



Outdoor *Pilas* (sinks) in Peru.



Squat toilet and water storage in Thailand.



Examples of outdoor breeding sites of *Aedes* species include (see above figure [ex: Rozendaal, 1997]): (1) discarded cans/plastic containers, (2) bottles, (3) coconut husks, (4) tires, (5) barrels, (6) water storage tanks, (7) bromeliads and axils of banana trees, (8) obstructed roof gutters, (9) plant pot saucers, (10) broken bottles fixed on walls to deter burglars, (11) holes in unused construction blocks, and (12) the upper edge of block walls.

Always conduct surveys to identify the main breeding locations prior to developing a control program. **Survey containers both inside and outside of homes.** Surveillance of larvae and pupae can be done by visually inspecting containers for immature mosquitoes and collecting them.

<p>Larval and pupal survey <b>INSIDE</b> and <b>OUTSIDE</b> homes</p>	<p><b>Artificial containers:</b> Cans, barrels, tires, rain gutters, animal troughs , storm drains <b>Natural containers:</b> water-filled axils of bromeliad plants, cut sections of bamboo, tree holes, crab holes, sea shells</p>	<p>Sample a minimum of 10-20% of identified larval habitats</p>
---	--	---

**Egg Surveillance:** Collecting **eggs** with ovitraps is another effective way to monitor the presence of *Aedes* spp. Ovitrap serve as egg-laying sites to determine the presence or absence of the species.

Eggs can also be returned to the laboratory and hatched so larvae can be identified.



<b>Ovitrap</b> For general surveillance of eggs. Good for both <i>Ae. aegypti</i> and <i>Ae. albopictus</i> .	Easily constructed from black cups or jars. Tongue depressors or filter paper will collect eggs.	Place in full or partial shade near walls, fences, hedges, junk, or tire piles. Inspect at least weekly and replace water.
--	--	--

**Larval Surveillance:** To collect **larvae** a flashlight is often needed to see into large containers or other dark spaces. A large syringe or other suction device can be used to suck up any larvae in containers and natural breeding sites (tree holes, bromeliad axils, crab holes). Water sample bags or another type of storage container can be used if larvae or pupae are being returned to the laboratory.



Using a turkey baster to collect larvae from a bromeliad's leaf axil.

**Larval Indices:** The following indices are used in larval surveillance. These indices can signal when to begin a control program or when vector suppression was successful.

**House Index**

$$HI = \frac{\text{\# of positive houses}}{\text{Total \# of houses surveyed}}$$

*After effective control operations the HI = 0.*

**Breteau Index**

$$BI = \frac{\text{\# of positive containers}}{100 \text{ houses surveyed}}$$

*Risk of transmission when BI>5. Emergency vector control when BI> 50.*

**Container Index**

$$CI = \frac{\text{\# of positive containers}}{\text{Total \# of containers surveyed}}$$

*After effective control operations the CI = 0.*

**Adult Surveillance:** Surveillance of adult *Ae. aegypti* and *Ae. albopictus* is most reliably accomplished by collecting live adults using either a backpack aspirator or a mouth aspirator. The BG-Sentinel™ and CDC light trap are effective as well, although catches will be lower with the CDC trap.



**Aspirators:** The table below outlines aspirators available in the DoD stock system for adult surveillance. Aspirators allow for focused surveillance of known mosquito resting sites. The user can capture mosquitoes and then identify them. When collecting with aspirators, use personal protection against mosquito bites (page 43), especially in areas with active disease transmission. Because of the risk of infection, landing/biting counts for adult surveillance are discouraged.

Equipment	NSN
Aspirator, 1.5v (2 D-Cell battery) powered, Mechanical Aspirator	3740-00-210-2368
Collection Bottle Assembly/ Tube, Mechanical Aspirator	3740-01-210-2371
Aspirator, Insect Backpack, CDC Model 1412, Gel-cell battery	3740-01-503-5339
Aspirator, Oral, Entomology Specimen Collection, Model 412	3740-01-474-7402

**Oral Aspirators** are low-tech collecting devices. The user provides suction by sucking air through the mouthpiece. The mosquito will be pulled into the base of the tube and prevented from entering the user's mouth by a mesh screen. The mosquito is then transferred to a collection jar when the user blows it out. These are of limited utility for large-scale surveillance because they can only target one mosquito at a time and have a short range due to the suction being provided by a human.



Oral aspirator: NSN 3740-01-474-7402



**Powered aspirators** are very useful tools for collecting adult *Ae. aegypti* and *Ae. albopictus*. For *Ae. aegypti*, use them inside homes and focus on clothing hanging inside and outside closets, dark corners, and covered areas. For *Ae. albopictus*, focus on vegetation surrounding houses or forested parts of known breeding habitats.




**CDC backpack aspirator:  
NSN 3740-01-503-5339**



**Mechanical aspirator: NSN 3740-01-210-2368**



**ProkoPack Backpack Aspirator  
(John W. Hock Co.) [no NSN]**



**Traps** are useful to get an idea of how many adults are in an area. They must be placed near where the mosquitoes are expected to be found, during the periods they are active. Traps should be baited with CO<sub>2</sub> from dry ice. Also, commercially available lures that can improve a trap's effectiveness have been designed specifically to attract *Ae. aegypti* and *Ae. albopictus*.



The **BG-Sentinel**<sup>™</sup> trap (BioGents AG) has been shown to collect *Ae. aegypti* and *Ae. albopictus* more effectively than the standard CDC light trap. The traps and lures are available for purchase from Bioquip at <http://www.bioquip.com/search/DispProduct.asp?pid=2880>



<p><b>BG-Sentinel™ Trap</b></p> <p>Used for general surveillance of adults. Good for both <i>Ae. aegypti</i> and <i>Ae. albopictus</i>.</p>	<p><b>NSN:</b> <b>3740-01-628-9326</b></p> <p>Requires D-cell batteries.</p> <p>Use of BG lure is strongly recommended.</p>	<p>Place in areas inside or outside where you suspect adults to occur.</p>
---	---	--

The **CDC Style Light Trap** may collect *Ae. aegypti* and *Ae. albopictus*, but in low numbers.



<p><b>CDC Trap</b></p> <p>Used for general surveillance of adults. Will collect both <i>Ae. aegypti</i> and <i>Ae. albopictus</i>.</p>	<p><b>NSN:</b> <b>3740-00-134-9229</b> (pictured) or <b>3740-01-106-0091</b> (or <b>3740-00-607-0337</b> where 110V power available)</p> <p>9229 and 0091 require D-cell batteries.</p> <p>Use of a lure (chemical or dry ice) strongly recommended.</p>	<p>Place in areas inside or outside where you suspect adults to occur.</p>
--	--	--



## Control

An important way to both prevent and control Zika/Chikungunya/Dengue transmission is to eliminate the breeding sites of *Ae. aegypti* and *Ae. albopictus* and/or kill larvae and adult mosquitoes. Environmental control by eliminating breeding sites will involve mobilization of military assets and the direct support of your chain of command.

The necessary equipment to kill adult and larval *Aedes* can be found in AFPMB Technical Guide 24: Contingency Pest Management Guide. If you do not have a copy of this document, visit: [http://www.afpmb.org/sites/default/files/whatsnew/2015/TG24\\_Feb%202016\\_Provisional\\_Version.pdf](http://www.afpmb.org/sites/default/files/whatsnew/2015/TG24_Feb%202016_Provisional_Version.pdf) or contact the AFPMB directly.



**SURVEILLANCE** is **ESSENTIAL** in monitoring the success or failure of any control program. Always try to sample larvae and/or adults prior to and after control efforts, thereby revealing any reduction in mosquito numbers.

**Environmental Control:** The best way to reduce populations of both *Ae. aegypti* and *Ae. albopictus* is through environmental control, also known as **source reduction**, which involves removing and disposing of containers that hold water that may allow immature stages to develop. By using this method, Zika/Chikungunya/Dengue transmission has been successfully prevented in communities and over large geographic areas. Conduct larval and pupal surveillance to determine which containers are breeding mosquitoes.

Source reduction is simple in concept but difficult to put into practice and sustain over long periods of time. You must have the absolute support of your chain of command to develop and conduct a source reduction program. The table below provides some guidance on how to handle specific larval sites:

Larval Habitats	Empty/ clean regularly	Store under roof	Fill with sand	Throw away/ recycle
Buckets	X	X		X
Flower Pot Saucers	X		X	
Roof Gutters	X			
Discarded Containers				X
Tires		X		X
Tree Holes			X	

**Larvicides:** Insecticides listed in the Contingency Pest Management Guide for controlling mosquito larvae appear in the table below. These insecticides are effective at killing larvae, but applying them is time consuming and labor intensive because individual larval habitats must be located and treated.

Strictly adhere to all directions on the insecticide label. **DO NOT APPLY TO DRINKING WATER!**

Products	NSN
Insecticide, <i>Bacillus thuringiensis</i> , 10%, Summit BTI Briquettes	6840-01-377-7049
Insecticide, <i>Bacillus thuringiensis</i> , Vectobac WDG	6840-01-565-8241
Insecticide, Temephos, Abate 4E, 2.5 gal	6840-01-424-3132
Insecticide, Methoprene, Altosid XR Briquettes	6840-01-424-2495
Insecticide, Methoprene, Altosid Liquid Larvicide Concentrate	6840-01-424-2493

**Adulticides:** The WHO recommends adulticiding for Dengue control during epidemics (WHO 2009), although there is little evidence that adulticiding is an effective long-term Dengue control strategy (Esu et al. 2010).

Control measures should be carried out every 7 to 10 days to ensure that the breeding cycles of both *Ae. aegypti* and *Ae. albopictus* are disrupted (WHO 2009).

Control measures should be carried out both inside and outside of structures. It is also important to treat possible breeding areas, such as tires, with residual insecticides (Ritchie et al. 2001).

The list of insecticides available in the Contingency Pest Management Guide is found on page 38 of this guide.

### Approved Pesticides for Contingency Operations

Product	NSN
Insecticide, Sumithrin-Piperonyl Butoxide, 10%-10%, (Anvil 10+10 ULV), 2.5 gal box	6840-01-474-7751
Insecticide, Sumithrin-Piperonyl Butoxide, 10%-10%, (Anvil 10+10 ULV), 250 gal container	6840-01-474-7706
Insecticide Pyrethrins, 3% pyrethrins with synergists, liquid, ULV Fog Concentrate, 1 gal bottle	6840-01-104-0780
Insecticide, 4% Resmethrin, 12% Piperonyl Butoxide, Scourge, 5 gal can, <b>RESTRICTED USE INSECTICIDE</b>	6840-01-359-8533
Insecticide, Malathion, 96.5%, liquid, Fyfanon ULV, 5 gal can	6840-01-169-1842
Insecticide, Lambda-cyhalothrin, Surrender Pestabs <sup>®</sup> , 40 tablets	6840-01-431-3357
Insecticide, d-Phenothrin, 2% Aerosol, 12 oz can	6840-01-412-4634

**Indoor Residual Spray:** *Ae. aegypti* readily bites people indoors and will rest on wall surfaces after taking a blood meal. Indoor Residual Spray (IRS) is an application method where an insecticide is directly applied to wall surfaces. Mosquitoes that make contact with the insecticide are killed. In addition to directly killing adult *Ae. aegypti*, the insecticide applied to the wall surfaces may act as a repellent and prevent more adult mosquitoes from entering houses.

In the Contingency Pest Management Guide, the only insecticide recommended for IRS is lambda-cyhalothrin. Strictly follow all guidelines on the insecticide label.

Product	NSN
Insecticide, lambda-cyhalothrin, Surrender Pestabs <sup>®</sup>	6840-01-431-3357

Two types of equipment in the stock system can be used to apply IRS: 1) hand compressed sprayers and 2) backpack sprayers. The table below lists all available hand compressed and backpack sprayers in the stock system.

**Thermal Fogging:** Indoor and outdoor space spraying with thermal fogs is a component of many Dengue control programs around the world. If possible, spray inside and within a 400 to 500m radius of structures (WHO 2009).

For control of sylvatic populations of *Ae. albopictus*, spraying in and around vegetation that serves as harborage will be critical. Due to the amount of smoke generated, be certain to coordinate your

efforts with all security personnel prior to conducting spray missions.

**Ultra Low Volume:** The WHO recommends conducting sprays in areas where Dengue cases have been identified (WHO 2009). As with thermal fogging, ULV (COLD FOGGING) spraying should be conducted within a 400 to 500m radius of structures (WHO 2009). Below is a list of ULV sprayers available in the stock system. See the insecticide list on page 38 of this guide for ULV insecticides.

Product	NSN
Fogger, Hand Held, gasoline engine driven, ULV, London Aire Colt. PN# 8675	3740-01-456-2622
Fogger, Hand Held, gasoline engine driven, ULV, Clarke P-1	3740-01-456-2623
Fog Generator, Skid Mounted, gasoline engine driven, Grizzly PDS	3740-00-375-9154
Sprayer, Pesticide, Skid Mounted, London Fog MAG	3740-01-548-9102
Sprayer, Pesticide, Skid Mounted, Model Pro Mist, ULV	3740-01-076-1341


Product	NSN
Sprayer, Pesticide, Manually Carried, 1 gallon stainless tank, with pressure gauge. CID A-A-55748. Flow rate - 0.8 l/min	3740-00-191-3677
Sprayer, Pesticide, Manually Carried, 2 gallon stainless tank with pressure gauge. CID A-A-55748. Flow rate - 0.8 l/min	3740-00-641-4719
Sprayer-Duster, Pesticide, Backpack, STIHL Model SR420, gasoline engine driven. Tank size –3.5 gal., 24.6” high X 18.9” wide X 11” deep, 24 lbs empty	3740-01-463-0147
Sprayer, Pesticide, Manually Carried Hydraulic Backpack sprayer	3740-01-496-9306
Sprayer, Pesticide, Manually Carried Hydraulic Backpack sprayer. Birchmeier, Model Iris	3740-01-543-0676
Sprayer, Pesticide, Manually Carried Compressed Air Backpack Sprayer. Dorendorf (JQSX-12) P/N AQSZ-12	3740-01-561-9663

Product	NSN
Fog Generator, Manually Carried, gasoline engine driven, thermal fog, Curtis Dyna Model 2610 Golden Eagle	3740-00-818-6648
Fogger, Hand Held, gasoline engine driven, ULV, Clarke P-1	3740-01-456-2623
Fog Generator, Insecticidal, P/N 58800-21/SUPERHAWK II	3740-01-480-3040



## Personal Protection

Diseases such as Zika, Dengue and Chikungunya, and the injury caused by insect bites can be prevented by employing personal protective measures. The military recommends use of the DoD **Insect Repellent System**, a threefold system consisting of a permethrin-treated uniform, the application of an insect repellent on exposed skin, and the proper wearing of the uniform.



The treatment of field uniforms with **permethrin** can be accomplished individually using either the **Aerosol Spray Can** (NSN: 6840-01-278- 1336) or an **IDA Kit** (NSN: 6840-01-345-0237). Service members can also have a certified applicator treat uniforms using 40% permethrin (NSN: 6840-01-334-2666) applied with an air compression sprayer.

Several **DEET-based** repellents for use on exposed skin are currently available. They include 3M Ultrathon 33% DEET lotion (NSN: 6840-01-284-3982); Cutter Backwoods 23% DEET spray (NSN: 6840-01-584-8598); Ultra30/LipoDEET 30% lotion (NSN: 6840-01-584-8393); and DEET/SPF15 sunscreen 20% DEET [NSNs: 6840-01-288-2188 (tube) and 6840-01-452- 9582 (packets)]. Also available is the 20% **Picaridin** repellent NATRAPEL (NSN: 6840-01-619-4795) for those preferring not to use DEET.

Proper wear of clothing (the uniform, for military members) provides an excellent physical barrier against insect bites. This is accomplished by ensuring that the undershirt is tucked into the pants, and blouse sleeves are rolled down and buttoned. Pants can be secured using blousing straps or can be tucked into the boots. The uniform should be worn loosely so that insects cannot bite through fabric that is tight against the skin.

Treated pop-up style bed nets are also available to protect service members while they sleep [NSNs: 3740-01-516-4415 (green camo) and 3740-01-518-7310 (coyote brown)].



Green camo pop-up style bed net  
NSN: 3740-01-516-4415

Also, insect bed nets (NSN: 7210-00-266-9736, and similar) can be treated with **permethrin** (page 45) to improve protection from biting insects. Be sure to allow the pesticide to dry before the bed net is used.

### **Additional Guidance**

AFPMB. 2016. AFPMB Technical Guide 24, *Contingency Pest Management Guide*, Provisional Version, [http://www.afpmb.org/sites/default/files/whatsnew/2015/TG24\\_Feb%202016\\_Provisional\\_Version.pdf](http://www.afpmb.org/sites/default/files/whatsnew/2015/TG24_Feb%202016_Provisional_Version.pdf)

AFPMB. 2013. *Contingency Pest and Vector Surveillance*, Technical Guide 48, <http://afpmb.org/sites/default/files/pubs/techguides/TG48/TG48.pdf>

AFPMB. 2015. *Personal Protective Measures against Insects and other Arthropods*. Technical Guide 36. <http://afpmb.org/sites/default/files/pubs/techguides/tg36.pdf>

AFPMB. 2011. *Ultra Low Volume Dispersal of Insecticides using Ground Equipment*. AFPMB Technical Guide 13, <http://afpmb.org/sites/default/files/pubs/techguides/tg13.pdf>

NECE. 2014. *Chikungunya Vector Surveillance and Control Plan for U.S. Navy and Marine Corps Installations*, <http://www.med.navy.mil/sites/nmcpbc/Documents/program-and-policy-support/Chik-Vector-Surv.pdf>.

WHO. 2009. *Dengue, Guidelines for Diagnosis, Treatment and Control*. Geneva. 147pp.

## Websites:

Armed Forces Pest Management Board: <http://www.afpmb.org/>

Walter Reed Biosystematics Unit: <http://www.wrbu.org/index.html>

Centers for Disease Control and Prevention: <http://www.cdc.gov/>

World Health Organization: <http://www.who.int/en/>

## References

- CDC. 2016. *Zika Virus*. <http://www.cdc.gov/zika/index.html>, *Chikungunya Virus*, <http://www.cdc.gov/Chikungunya/index.html>, and *Dengue*, <http://www.cdc.gov/Dengue/>, all updated periodically.
- Esu, E., A. Lenhart, L. Smith and O. Horstick. 2010. Effectiveness of peridomestic space spraying with insecticide on Dengue transmission; systematic review. *Tropical Medicine & International Health* 15(5): 619-631.
- Ritchie, S. A., B. L. Montgomery, I. D. Walsh, S. A. Long and A. J. Hart. 2001. Efficacy of an aerosol surface spray against container-breeding *Aedes*. *Journal of the American Mosquito Control Association* 17: 147-149.
- Rozendaal, J. A. 1997. *Vector Control: Methods for Use by Individuals and Communities*. World Health Organization, Geneva. 412 pp.
- WHO. 2009. *Dengue, Guidelines for Diagnosis, Treatment and Control*. World Health Organization, Geneva. 147 pp.
- WHO. 2012. *Handbook for Integrated Vector Management*. World Health Organization, Geneva. 67 pp.

## Points of Contact

Contingency Liaison Officer  
Armed Forces Pest Management Board  
Email: <http://www.afpmb.org/contact>  
COM: 301-295-7476  
DSN: (312) 295-7476

US Navy Entomology Center of Excellence  
E-mail: [NECE-FleetSupport@med.navy.mil](mailto:NECE-FleetSupport@med.navy.mil)  
COM: 904-542-2424  
DSN: (312) 942-2424

US Army Public Health Command  
PHCR-North Entomological Sciences Division  
E-mail: [PHCR-NorthESD@amedd.army.mil](mailto:PHCR-NorthESD@amedd.army.mil)  
COM: 301-677-3466  
DSN: (312) 622-3466

USAF School of Aerospace Medicine/PHR  
E-mail: [Will.Reeves@us.af.mil](mailto:Will.Reeves@us.af.mil)  
COM: 937-938-4129  
DSN: (312) 798-4129