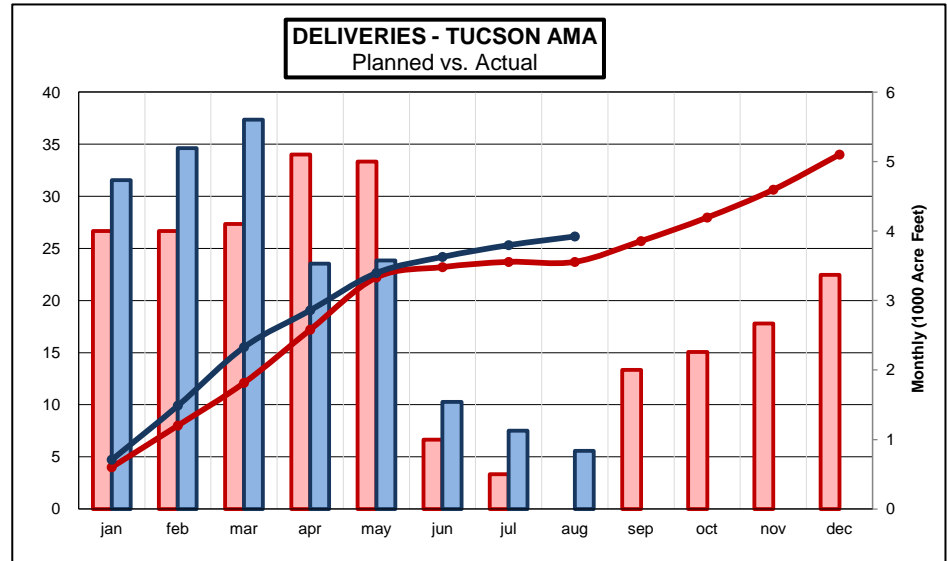
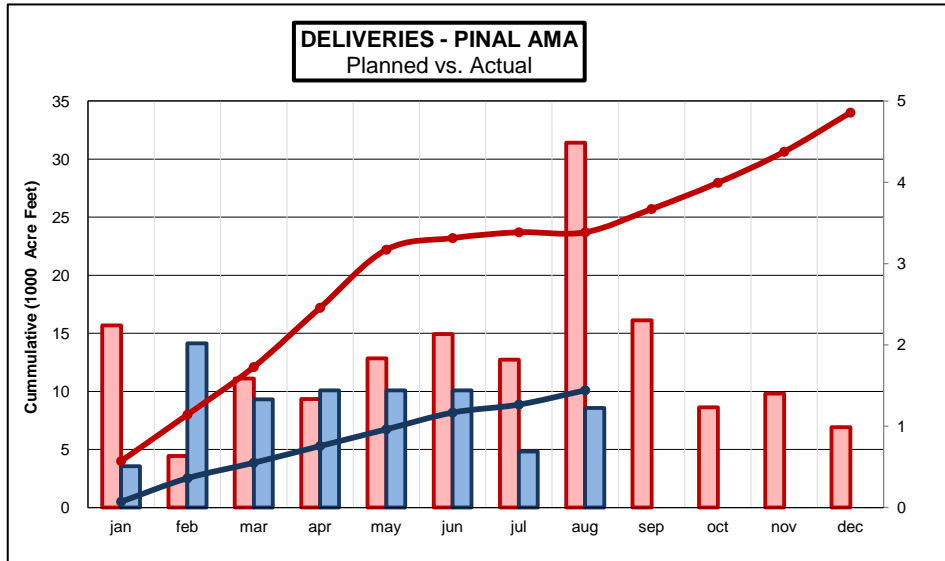
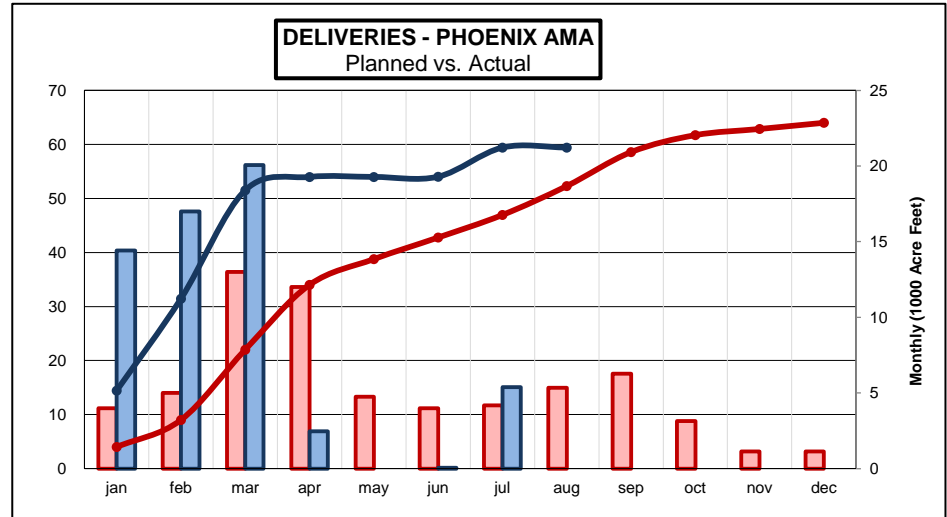
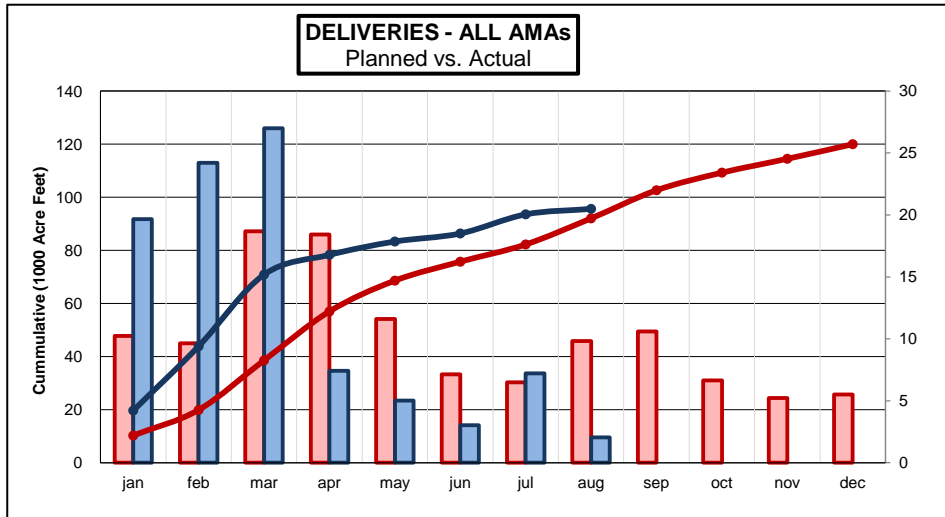


2012 Plan of Operation - INTRASTATE



■ PLANNED (MONTHLY)
 ■ ACTUAL (MONTHLY)
 —●— PLANNED (CUM)
 —●— ACTUAL (CUM)

Actual deliveries updated
Plan of Operation

18-Sep-12
7-Dec-11

	jan	feb	mar	apr	may	jun	jul	aug	sep	oct	nov	dec	total
Phoenix AMA													
TONOPAH DESERT	13,414	16,005	16,933	463	0	0	0	0	0	0	0	0	46,815
	4,000	4,000	8,000	7,000	412	0	0	0	0	0	0	0	23,412
NMIDD	1,013	0	3,128	1,999	0	49	5,215	0	0	0	0	0	11,404
	0	0	4,000	4,000	4,000	4,000	4,000	4,000	4,000	2,000	0	0	30,000
QCID	0	0	0	0	0	0	175	0	0	0	0	0	175
	0	0	0	0	0	0	175	1,343	2,285	1,142	1,143	1,142	7,230
SUPERSTITION MTNS	0	1,000	0	0	0	0	0	0	0	0	0	0	1,000
	0	1,000	1,000	1,000	350	0	0	0	0	0	0	0	3,350
Subtotal	14,427	17,005	20,061	2,462	0	49	5,390	0	0	0	0	0	59,394
Total to date	14,427	31,432	51,493	53,955	53,955	54,004	59,394	59,394	59,394	59,394	59,394	59,394	59,394
Projected total to date	4,000	9,000	22,000	34,000	38,762	42,762	46,762	50,762	54,762	56,762	56,762	56,762	63,992
Pinal AMA													
CAIDD	0	0	0	0	0	0	0	0	0	0	0	0	0
	0	0	0	0	500	1,500	1,500	4,170	1,000	0	0	0	8,670
MSIDD	510	1,020	1,330	1,440	1,440	1,440	690	490	0	0	0	0	8,360
	508	636	1,589	1,335	1,335	636	318	318	571	500	670	254	8,670
HIDD	0	0	0	0	0	0	0	734	0	0	0	0	734
	734	0	0	0	0	0	0	0	734	734	734	734	3,670
Southside Bank	0	1,000	0	0	0	0	0	0	0	0	0	0	1,000
	1,000	0	0	0	0	0	0	0	0	0	0	0	1,000
Subtotal	510	2,020	1,330	1,440	1,440	1,440	690	1,224	0	0	0	0	10,094
Total to date	510	2,530	3,860	5,300	6,740	8,180	8,870	10,094	10,094	10,094	10,094	10,094	10,094
Projected total to date	2,242	2,878	4,467	5,802	7,637	9,773	11,591	16,079	18,384	19,618	21,022	22,010	22,010
Tucson AMA													
AVRA VALLEY	0	0	0	0	0	0	0	0	0	0	0	0	0
	0	0	0	0	0	0	0	0	0	260	670	670	1,600
CAVSARP	0	0	0	0	0	0	0	0	0	0	0	0	0
	0	0	0	0	0	0	0	0	0	0	0	0	0
SAVSARP	2,000	2,000	2,000	2,000	2,000	0	0	0	0	0	0	0	10,000
	2,000	2,000	2,000	2,000	2,000	0	0	0	0	1,000	2,000	2,000	15,000
LOWER SANTA CRUZ	2,731	3,194	3,405	1,531	0	0	0	0	0	0	0	0	10,861
	2,000	2,000	2,000	2,000	2,000	0	0	0	2,000	1,000	0	700	13,700
CMID	0	0	0	0	400	1,221	1,128	835	0	0	0	0	3,584
	0	0	0	500	500	500	500	0	0	0	0	0	2,000
BKW FARMS	0	0	200	0	0	0	0	0	0	0	0	0	200
	0	0	100	100	0	0	0	0	0	0	0	0	200
KAI FARMS - Red Rock	0	0	0	0	1,178	322	0	0	0	0	0	0	1,500
	0	0	0	500	500	500	0	0	0	0	0	0	1,500
Subtotal	4,731	5,194	5,605	3,531	3,578	1,543	1,128	835	0	0	0	0	26,145
Total to date	4,731	9,925	15,530	19,061	22,639	24,182	25,310	26,145	26,145	26,145	26,145	26,145	26,145
Projected total to date	4,000	4,000	4,100	5,100	5,000	1,000	500	0	2,000	2,260	2,670	3,370	34,000
TOTAL													
TOTAL	19,668	24,219	26,996	7,433	5,018	3,032	7,208	2,059	0	0	0	0	95,633
Total to date	19,668	43,887	70,883	78,316	83,334	86,366	93,574	95,633	95,633	95,633	95,633	95,633	95,633
Projected total to date	10,242	15,878	30,567	44,902	51,399	53,535	58,853	66,841	75,146	78,640	80,454	82,142	120,002