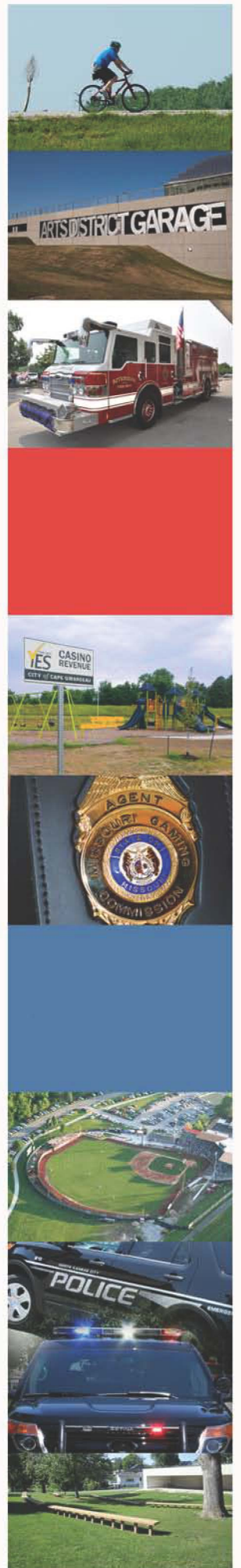


# MISSOURI GAMING COMMISSION



## 2014 Annual Report





**The Missouri Gaming Commission  
will regulate charitable and commercial  
gaming in a manner which promotes a positive  
impact on the State and ensures the integrity of the industry.**

*MGC Mission Statement*

**Visit Us At:**

<http://www.mgc.dps.mo.gov>



<http://www.showmegaming.com>

# Table of Contents

Message from the Vice Chairman.....	4
Message from the Executive Director.....	5
Commissioners.....	6
Money to Worthy Causes.....	8
Report on Competitiveness.....	9
Economic Impact.....	10
Fund Balance Report.....	11
Charitable Gaming.....	12
Missouri State Highway Patrol.....	13
FY 2014 Operation Results	
Ameristar Casino Kansas City.....	14
Ameristar Casino St. Charles.....	15
Argosy Riverside Casino.....	16
Harrah's North Kansas City.....	17
Hollywood Casino.....	18
Isle of Capri – Boonville.....	19
Isle of Capri – Cape Girardeau.....	20
Isle of Capri – Kansas City.....	21
Lady Luck of Caruthersville.....	22
Lumière Place.....	23
River City Casino.....	24
Mark Twain Casino.....	25
St. Jo Frontier Casino.....	26
Fiscal Year 2014 Project Summary.....	27

# Message from the Vice Chairman



Greetings:

The Missouri Gaming Commission prepares an annual report for the Missouri Legislature each fiscal year. Among other items of interest, this report provides information for the legislature and the public as to the state of riverboat gaming in Missouri. In past months and years, riverboat revenues across the country have fallen. This is the case with many regional gaming markets, including Missouri. I believe two contributing factors to our current performance are that the economy continues to struggle with employment and the lack of disposable income. However, we maintain an intense interest in revenues produced by this vital business as many people benefit from this money in Missouri. One of the Missouri Gaming Commission's most important functions is overseeing the transfer of casino funds to State and local home dock cities and counties. Fiscal Year 2014 riverboat gaming total AGR decreased by 5%. Riverboat gambling admissions, which are the two-dollar per two-hour fee the casinos pay for patrons decreased by 8%.

In the back of this report you will find a page dedicated to each of Missouri's 13 riverboat gaming casinos. You'll see how home dock cities and counties spend the revenue received from riverboat gaming. There's been the purchase of emergency vehicles, and heavy equipment. This report also showcases home dock cities and counties using this money for roads, sidewalks, a new bridge and other infrastructure. These are all examples of riverboat gaming money used for the betterment of municipalities across Missouri.

I've recently begun my tenure as Vice Chairman. During my time on the commission, I've seen the building of new riverboat casinos and the demise of others. There's no doubt this industry is constantly changing, and the Missouri Gaming Commission must be prepared with rules which reflect changing technology and commerce. We must be forward thinking and ready to respond with steady regulation.

As I look forward to FY 2015 I believe the Missouri Gaming Commission is ready and able to handle the challenges we face as riverboat gaming, and charitable gaming regulators.

I hope you find this annual report to be a comprehensive overview of gaming in Missouri.

# Message from the Executive Director



The State of Missouri is capped at 13 riverboat gaming casinos, and in past annual reports I've mentioned being capped does not mean the work is finished. Ownership is always fluid and this past fiscal year has been no exception. FY 2014 saw Pinnacle Entertainment purchasing Ameristar Properties in St. Charles and Kansas City. We monitored the purchase which involved the Federal Trade Commission who ruled Pinnacle was required to divest itself of Lumière Place on Laclede's Landing to avoid a monopoly and level the playing field in the St. Louis market. Tropicana Resorts then purchased Lumière Place from Pinnacle Entertainment. In other action the MGC also approved Penn National Gaming, Inc.'s newly formed and publicly traded real estate investment trust or REIT. The REIT holds all of Penn National's real property assets and separates operating assets from real property assets. Missouri has two Penn National Gaming REIT properties; Argosy Riverboat Casino in Riverside, and Hollywood

Casino in Maryland Heights. Each one of these transactions involved intensive background investigations of key and Level I licensees and inspections of the companies involved in the purchases. The Missouri Gaming Commission believes we keep our casinos free from organized and white collar crime by intensive background screening processes and investigations. MGC Staff and Missouri State Highway Patrol work in concert on this aspect of licensing.

Each year I give special thanks to the Missouri State Highway Patrol for their dedication and service to the Missouri Gaming Commission. On each Missouri riverboat gaming casino floor you will find MSHP gaming agents enforcing the rules and maintaining the integrity of gaming. We could not do our work without them.

The Missouri Gaming Commission keeps abreast of all gaming related issues, including internet gaming, changing technology and even smoking regulations. Fiscal Year 2014 brought about casino credit legislation which becomes law in FY 2015. This legislation has been years in the making, and has finally come to fruition. Patrons at Missouri casinos will be able to establish a line of credit if deemed creditworthy by the casino. Patrons must qualify for a \$10,000 dollar line of credit and the loan must be paid back in cash within 30 days. In next year's report we will be able to give an overview of this new aspect of riverboat gaming.

The MGC remains neutral on all legislation. We do not anticipate proposing new legislation in the upcoming session; however, if new bills are presented we will continue to follow the direction of the legislature.

MGC Staff is a group of dedicated professionals. I'm proud of the work we do.

# Commissioners

## Dr. Barrett Hatches, *Chairman*



Dr. Barrett Hatches (Kansas City) is the owner of Hatches Consulting, LLC, and the president and principal owner of BHMM Energy Services. Dr. Hatches is a 1977 graduate of Jackson State University, a 1995 graduate of Webster University with a Masters of Arts in Management and a 2009 graduate of Jackson State University with a Ph.D. in Urban Leadership and Higher Education. Dr. Hatches serves as Chairman of the Board for the Full Employment Council. In addition, he serves on the boards of the Urban League of Greater Kansas City, Kansas City Hospice, and the Missouri Primary Care Association.

## Darryl T. Jones, Vice Chairman



Darryl T. Jones (St. Louis) was formerly employed by Southwestern Bell Telephone Company, now known as AT&T, for 15 years as a planning and design engineer and later a financial analyst. After his career with Bell, Mr. Jones took the bold step in becoming an entrepreneur by forming his own foodservice management company known as TRI-TEC, Inc. Over the years, he has strategically formed joint-venture partnerships with some of the giants of the foodservice industry: Levy Restaurants at America's Center, Scottrade Center, University of Missouri, and Lambert International Airport. Mr. Jones is currently volunteering numerous hours with several non-profit organizations: Board of Directors of Urban League of Metropolitan St. Louis, Board of Directors Mers/Goodwill, and the Board of Directors Big Brothers Big Sisters of Eastern Missouri. Mr. Jones and his wife Villa, and sons are long time residents of St. Louis City.

## Suzanne Bocell Bradley



Suzanne Bocell Bradley (St. Joseph) is an attorney with Bradley Law Offices, LLC. Mrs. Bradley holds a bachelor's degree in education from the University of Kansas and a Juris Doctorate from the University of Missouri-Kansas City. Her experience includes a diversified general practice with an emphasis in wills and trusts, real estate and family matters. She has practiced law in Missouri since 1976 and served as a Substitute Municipal Judge for over 20 years. Mrs. Bradley is a member of the Missouri Bar Board of Governors and a number of civic organizations. She is married with three grown children.

## Diane C. Howard



Diane C. Howard (Cape Girardeau) is an attorney with the Limbaugh Firm. She holds a bachelor's degree from Mississippi University for Women (Summa Cum Laude) and a Juris Doctorate from St. Louis University of Law. Before entering private practice, she served four years active duty with the United States Navy (JAG Corps) as a criminal prosecutor. She retired from the Navy Reserves after 25 years of total military service with the rank of Captain. Ms. Howard has served as a member of the Board of Governors of the Missouri Bar and has been active in many bar organizations. Ms. Howard has authored training materials and has presented nationally, regionally, and locally on various aspects of school law, personnel and employment law. She has served on boards and acted as a volunteer for many civic and non-profit organizations, most recently as a member of the Board of Trustees of the Cape Girardeau County Health Department for twenty years. In 2000, she was recognized by the Cape Girardeau Area Zonta Club as their "Woman of Achievement" for her contributions to the community through service and her profession.

# Money to Worthy Causes

			
<b>Veterans Commission Capital Improvement Trust Fund</b>	<b>Missouri National Guard Trust Fund</b>	<b>MO College Guarantee/Access Missouri Financial Assistance Fund</b>	<b>Compulsive Gamblers Fund</b>
\$26,837,608.59	\$4,000,000.00	\$5,000,000.00	\$150,000.00

Missouri Gaming Commission Summary of Fund Transfers from Gaming Commission Fund						
Fiscal Year of Transfer	Veterans Commission Capital Improvement Trust Fund	Missouri National Guard Trust Fund	Mo College Guarantee/Access Missouri Financial Assistance Fund	Early Childhood Development, Education and Care Fund	Compulsive Gamblers Fund	Totals
FY 1994/1995	\$8,408,536.13					\$8,408,536.13
FY 1996	\$23,487,182.59					\$23,487,182.59
FY 1997	\$30,388,830.54					\$30,388,830.54
FY 1998	\$35,905,493.46					\$35,905,493.46
FY 1999	\$3,000,000.00	\$3,000,000.00	\$4,500,000.00	\$30,237,763.51		\$40,737,763.51
FY 2000	\$3,000,000.00	\$3,000,000.00	\$4,500,000.00	\$34,217,803.75		\$44,717,803.75
FY 2001	\$3,000,000.00	\$3,000,000.00	\$4,500,000.00	\$30,691,290.20	\$46,612.00	\$41,237,902.20
FY 2002	\$3,000,000.00	\$3,000,000.00	\$4,500,000.00	\$31,266,433.92	\$398,074.00	\$42,164,507.92
FY 2003	\$3,000,000.00	\$3,000,000.00	\$4,500,000.00	\$33,947,613.45	\$489,850.00	\$44,937,463.45
FY 2004	\$6,000,000.00	\$4,000,000.00	\$5,000,000.00	\$30,320,589.96	\$489,850.00	\$45,810,439.96
FY 2005	\$6,000,000.00	\$4,000,000.00	\$5,000,000.00	\$30,969,773.54	\$489,850.00	\$46,459,623.54
FY 2006	\$6,000,000.00	\$4,000,000.00	\$5,000,000.00	\$31,449,559.64	\$143,668.48	\$46,593,228.12
FY 2007	\$6,000,000.00	\$4,000,000.00	\$5,000,000.00	\$27,513,142.50	\$296,081.66	\$42,809,224.16
FY 2008	\$6,000,000.00	\$4,000,000.00	\$5,000,000.00	\$26,158,125.21	\$504,438.31	\$41,662,563.52
FY 2009	\$6,000,000.00	\$4,000,000.00	\$5,000,000.00	\$30,146,510.30	\$522,323.49	\$45,668,833.79
FY 2010	\$6,000,000.00	\$4,000,000.00	\$5,000,000.00	\$30,187,344.07	\$449,829.88	\$45,637,173.95
FY 2011	\$6,600,000.00	\$4,000,000.00	\$5,000,000.00	\$30,602,202.47	\$297,683.81	\$46,499,886.28
FY 2012	\$6,000,000.00	\$4,000,000.00	\$5,000,000.00	\$28,167,184.85	\$70,000.00	\$43,237,184.85
FY 2013*	\$30,492,690.60	\$4,000,000.00	\$5,000,000.00	\$0.00	\$150,000.00	\$39,642,690.60
FY 2014	\$26,837,608.59	\$4,000,000.00	\$5,000,000.00	\$0.00	\$150,000.00	\$35,987,608.59
<b>Totals</b>	<b>\$225,120,341.91</b>	<b>\$59,000,000.00</b>	<b>\$77,500,000.00</b>	<b>\$425,875,337.37</b>	<b>\$4,498,261.63</b>	<b>\$791,993,940.91</b>

\* The 96th Missouri General Assembly passed House Bill 1731, which made major changes to the distribution of net proceeds (transfers) from the Gaming Fund. The bill removed the Early Childhood Development Education and Care Fund from the distribution formula, changed the order of distribution of the remaining funds in the formula and established that all remaining net proceeds be transferred to the Veterans Commission Capital Improvement Trust Fund.





# Report on Competitiveness

## COMPETITIVE TAX RATES AND FACILITIES

<b>ILLINOIS</b>	Commercial Gaming Graduated tax rate from 15% to 50% of gross gaming revenue, \$2 to \$3 admissions tax Net Effective Tax Rate Consumer spending on Commercial Casino Gaming Calendar Year 2013 Video Lottery Terminal Locations ( <i>as reported in the IL Annual Report</i> )	10 Casinos  34.60% \$1.551 billion 3,271
<b>INDIANA</b>	Commercial Gaming Graduated tax rate from 15% to 40% of gross gaming revenue; \$3 per patron admissions tax At racinos the graduated slot tax is from 25% to 35% of gross gaming revenue Net Effective Tax Rate Consumer Spending on Commercial Casino Gaming Calendar Year 2013 <i>*(11 riverboat or land-based, 2 racetracks)</i>	13 Casinos*  30.10% \$2.332 billion
<b>IOWA</b>	Commercial Gaming Graduated tax rate with a maximum of up to 22% on gross gaming revenue at riverboats and land-based casinos and up to 24% at racetracks with slots and table games with gaming revenue exceeding \$100 million Net Effective Tax Rate Consumer Spending on Commercial Casino Gaming Calendar Year 2013 Native American Gaming <i>*(15 riverboat or land-based, 3 racetracks)</i>	18 Casinos*  22.90% \$1.417 billion 3-Class II
<b>KANSAS</b>	Commercial Gaming 22% state tax; 3% local government tax; 2% tax to fund problem gambling treatment Net Effective Tax Rate Consumer spending on Commercial Casino Gaming Calendar Year 2013 Native American Gaming	3 Casinos  27.00% \$365.08 million 5-Class II and III
<b>MISSISSIPPI</b>	Commercial Gaming Graduated tax of 8% on gaming revenues; up to 4% additional tax on gaming revenues may be imposed by local governments Net Effective Tax Rate Consumer Spending on Commercial Casino Gaming Calendar Year 2013 Native American Gaming	30 Casinos  12.10% \$2.137 billion 3-Class II
<b>OKLAHOMA</b>	Racetrack Casinos (Graduated state tax from 10-30% on gross gaming revenue; 9% tax to state racing commission, varying payments to horse men, breeders and purses depending on track gaming revenues) Consumer Spending on Commercial Casino Gaming Calendar Year 2013 Native American Gaming	2 Racinos-Class III  \$112.85 million 111-Class II and III

Data compared on calendar year basis. Sources: Rubin Brown Commercial & Tribal Gaming Stats 2014, American Gaming Association

## MISSOURI COMPETITIVENESS

Commercial Gaming -- 13 casinos

21% tax on gross gaming revenue

(90%/10% split - State/home dock community respectively)

\$2 per patron admission fee, per excursion, split between home dock community and the state

Net Effective Tax Rate

Commercial Casinos -- 26.5%

**Missouri ranked #7 in total state tax gaming revenues**

(reflecting a 4.1 decrease over the prior calendar year)

**Missouri ranked #8 in consumer spending on commercial casino gaming**

with \$1.7 billion AGR for Calendar Year 2013

(reflecting a 3.5 decrease over the prior calendar year)

**St. Louis, Mo/Illinois is listed as #7 in the top 20 U.S. Casino Markets**

Calendar Year 2013, with \$1.038 billion AGR

**Kansas City, MO/KS is listed as #10 in the top U.S. Casino Markets**

Calendar Year 2013, with \$778.51 million AGR

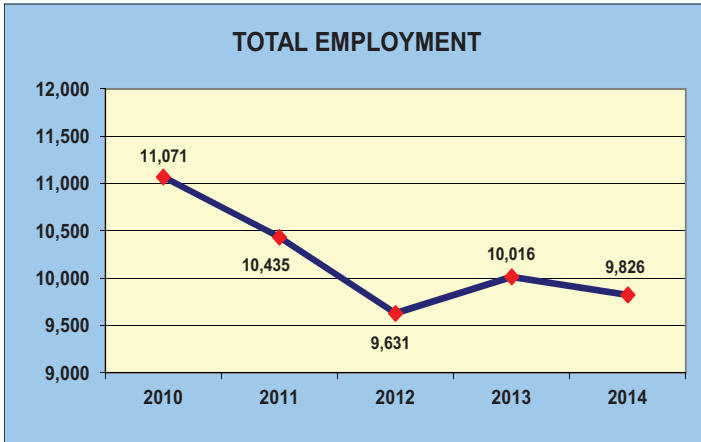
Sources: Rubin Brown Commercial & Tribal Gaming Stats 2014



# Economic Impact

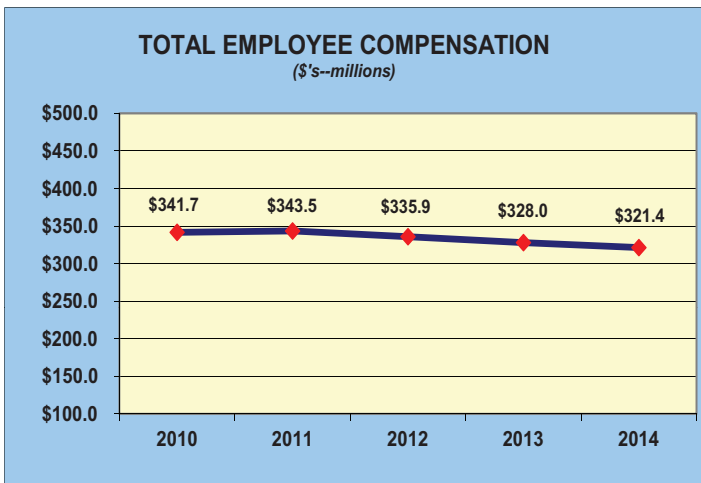
In FY 2014, Missouri casinos:

- Employed 9,826 people
- Paid Wages of \$321.4 million
- Contributed \$349 million in direct gaming taxes to state and local home-dock governments
- Contributed \$89.7 million in total state admission fees to special state funds and home-dock governments
- Earned nearly \$1.663 billion in gross gaming revenue
- Paid total real estate and sales taxes of \$64.58 million, for a combined total of gaming and other taxes of \$503.4 million
- Invested a total of \$2.96 billion in capital investments to date



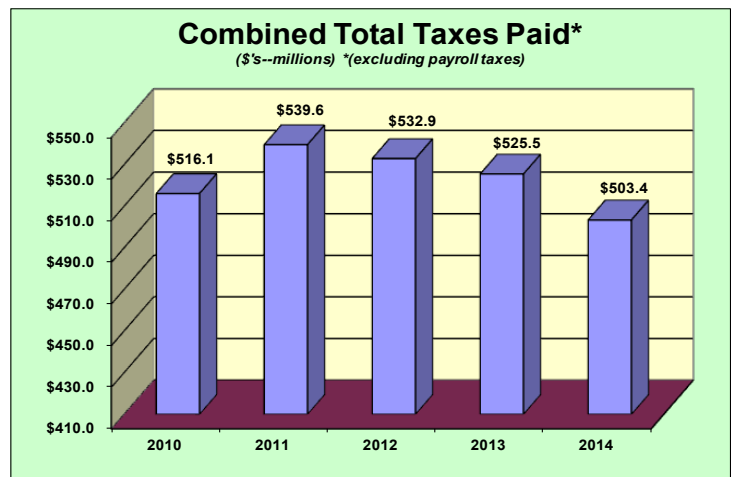
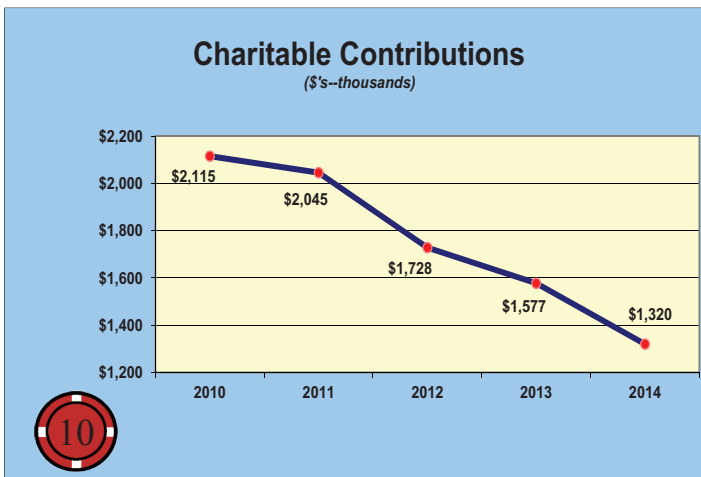
### TOTAL EMPLOYMENT

CASINO	2010	2011	2012	2013	2014
Ameristar Kansas City	1,295	1,318	1,153	1,129	1,108
Ameristar St. Charles	1,685	1,564	1,443	1,509	1,540
Argosy	982	946	826	770	746
Harrah's Maryland Heights	1,476	1,349	1,255		
Hollywood Maryland Heights				1,262	1,140
Harrah's North Kansas City	1,180	1,061	973	944	985
Isle of Capri - Boonville	520	493	491	493	463
Isle of Capri - Cape Girardeau				506	465
Isle of Capri - Kansas City	433	485	425	387	369
Lady Luck - Caruthersville	309	312	311	290	249
Lumière Place	1,299	1,346	1,290	1,209	1,199
President	207				
River City	1,167	979	965	1,035	1,092
Mark Twain	238	311	233	228	229
St. Jo Frontier	280	271	266	254	241
<b>TOTAL EMPLOYMENT</b>	<b>11,071</b>	<b>10,435</b>	<b>9,631</b>	<b>10,016</b>	<b>9,826</b>



### TOTAL EMPLOYEE COMPENSATION

CASINO	2010	2011	2012	2013	2014
Ameristar Kansas City	\$ 43.4	\$ 42.2	\$ 41.0	\$ 37.6	\$ 36.9
Ameristar St. Charles	\$ 52.9	\$ 51.0	\$ 49.5	\$ 48.0	\$ 46.5
Argosy	\$ 37.9	\$ 36.6	\$ 35.1	\$ 31.1	\$ 28.8
Harrah's Maryland Heights	\$ 50.2	\$ 47.6	\$ 45.2	\$ 12.7	
Hollywood Maryland Heights				\$ 30.0	\$ 41.1
Harrah's North Kansas City	\$ 41.1	\$ 38.4	\$ 37.6	\$ 34.9	\$ 36.2
Isle of Capri - Boonville	\$ 14.9	\$ 13.9	\$ 13.8	\$ 14.4	\$ 12.6
Isle of Capri - Cape Girardeau				\$ 10.4	\$ 12.7
Isle of Capri - Kansas City	\$ 17.0	\$ 18.9	\$ 18.9	\$ 17.1	\$ 15.4
Lady Luck - Caruthersville	\$ 9.5	\$ 8.9	\$ 9.6	\$ 8.6	\$ 8.0
Lumière Place	\$ 41.0	\$ 40.6	\$ 41.3	\$ 39.3	\$ 37.3
President	\$ 8.3				
River City	\$ 12.3	\$ 31.6	\$ 30.9	\$ 30.3	\$ 33.0
Mark Twain	\$ 5.7	\$ 5.5	\$ 5.4	\$ 5.6	\$ 5.7
St. Jo Frontier	\$ 7.5	\$ 8.3	\$ 7.6	\$ 8.0	\$ 7.2
<b>TOTAL EMPLOYEE COMPENSATION</b>	<b>\$ 341.7</b>	<b>\$ 343.5</b>	<b>\$ 335.9</b>	<b>\$ 328.0</b>	<b>\$ 321.4</b>



**Missouri Gaming Commission Fund Balance Report**  
**Revenue from Cash Receipts**  
**Fiscal Year 2014 as of June 30, 2014**

**Beginning Balance** **\$592,517.34**

<b>Revenue</b>		<b>Gaming Commission Expenses</b>	
<b>License Fees</b>		<b>Salaries</b>	\$13,296,848.38
Gaming License Application Fee	\$690,000.00	Fring Benefits	\$8,533,021.35
Bingo License Fee	\$22,910.00	Travel In-State	\$88,326.15
Bingo Hall Provider License	\$6,100.00	Travel Out-of-State	\$131,510.12
Bingo Supplier License	\$2,000.00	Supplies	\$61,042.09
Bingo Manufacturer License	\$7,000.00	Professional Development	\$61,023.38
Level I Occupational License Application Fee	\$13,000.00	Communication Serv & Supplies	\$275,898.17
Level II Occupational License Application Fee	\$193,950.00	Professional Services	\$269,922.20
Supplier Level II Occupational License Application Fee	\$7,425.00	Housekeeping & Janitor Services	\$1,350.00
Supplier Level II Annual Occupational License Renewal	\$26,525.00	Maintenance & Repair Services	\$140,907.78
Gaming License Renewal Fee	\$225,000.00	Computer Equipment	\$245,610.99
Level I Occupational License Renewal Fee	\$12,600.00	Office Equipment	\$6,039.31
Level II Occupational License Renewal Fee	\$470,650.00	Other Equipment	\$27,629.21
Supplier License Application Fee	\$20,000.00	Building Lease Payments	\$1,252.40
Supplier Annual License Renewal Fee	\$45,000.00	Equipment Rental & Leases	\$600.37
Replacement Gaming License	\$19,350.00	Lease of Gaming Buildings	\$445,564.09
Class A - Key License Renewal Fee	\$29,200.00	Miscellaneous Expenses	\$19,095.86
Supplier Key & Level I Application Fee	\$46,000.00		
Supplier Key & Level I License Fee	\$18,908.30	<b>Total MGC Expenses</b>	<b>\$23,605,641.85</b>
Liquor License	\$6,500.00		
<b>Total License Fees</b>	<b>\$1,862,118.34</b>	<b>Other Expense &amp; Transfers</b>	
<b>Reimbursements</b>		Attorney General Salaries	\$111,840.00
MGC Reimbursement - Company Background	\$84,887.06	Attorney General Expense & Equipment	\$34,287.56
MGC Reimbursement - Level I Background	\$144,421.22	MSHP Vehicle Maintenance	\$349,553.20
MGC Reimbursement - Supplier Background	\$396,563.86	MSHP Gasoline	\$759,158.85
MGC Reimbursement - Enforcement	\$15,304,347.00	MSHP Administration	\$4,658.00
<b>Total Reimbursements</b>	<b>\$15,930,219.14</b>	MSHP Academy PS	\$156,741.37
<b>Other Income</b>		MSHP Academy E&E	\$72,322.22
Admission Fees	\$44,870,916.50	MSHP Admin PS	\$30,021.70
Gaming Commission Administrative Income	\$144.84	MSHP Institution	\$50,281.00
Witness Fees	\$30.00	Vehicle Replacement	\$451,379.00
Time Deposits Interest	\$1,829.82	Juvenile Court Diversion	\$484,299.70
US/Agency Securities Interest	\$14,127.55	<b>Total Other Expenses &amp; Transfers</b>	<b>\$2,504,542.65</b>
Employee Personal Exp Reimbursement	\$645.70		
Appropriated Transfer In	\$5,622.44	<b>Appropriated Transfers</b>	
Recovery Costs	\$861.65	Veterans Commission CI Trust Fund	\$26,792,690.60
Other Refunds	\$41.31	Missouri National Guard Trust Fund	\$4,000,000.00
Rebates	\$2,891.53	Missouri College Guarantee Fund Transfer	\$5,000,000.00
Cancelled Checks	\$227.15	Compulsive Gamblers Fund Transfer	\$150,000.00
		Cost Allocation Plan Transfer to General Revenue	\$591,709.62
<b>Total Other Income</b>	<b>\$44,897,338.49</b>	<b>Total Appropriated Transfers</b>	<b>\$36,534,400.22</b>
<b>Total All Revenue</b>	<b>\$62,689,675.97</b>	<b>Total All Expenses &amp; Transfers</b>	<b>\$62,644,584.72</b>
		<b>Cash Balance</b>	<b>\$637,608.59</b>

\*On July 15, 2014 the remaining cash balance was distributed to the Veterans Capital Improvement Trust Fund



# Charitable Gaming

Charitable Gaming includes licensed bingo and other associated games such as pull-tabs, merchandise coin boards, and event tickets. Bingo was legalized in 1980 and came under the Missouri Gaming Commission on July 1, 1994. The operation of bingo and the other associated games is restricted to qualified licensed, religious, charitable, fraternal, veteran, and service organizations. The Charitable Games Division also licenses hall providers, suppliers, and manufacturers of bingo products.

All proceeds over and above the actual cost of conducting bingo must be used for lawful, charitable, religious, or philanthropic purposes of the organization, and no part of the net earnings may inure to the benefit of any individual member of the organization. Bingo proceeds collected by not-for-profit organizations are used to fund various projects such as veterans homes, drug awareness programs, prevention of child abuse, cancer care and research, Alzheimer's care and research, Boy & Girl Scouts, various religious organizations, scholarships, sight and hearing care for impoverished citizens, and many more.

More than \$100 million has been generated in tax revenue since bingo was legalized. All bingo tax is deposited into the Proceeds for Education Fund. A comparison of tax paid per file period reflects a continued decline in taxes reported for bingo paper and pull-tab sales. The chart below represents the actual tax reported for bingo paper and pull-tabs for the past five fiscal years.

Actual Tax Reported For File Period					
YEAR	FY10	FY11	FY12	FY13	FY14
PAPER	\$1,278,620.17	\$1,182,732.14	\$1,121,960.79	\$1,082,969.37	\$952,436.66
PULL-TAB	\$900,904.72	\$954,922.01	\$952,288.73	\$975,659.12	\$866,789.11
<b>TOTAL</b>	<b>\$2,179,524.89</b>	<b>\$2,137,654.15</b>	<b>\$2,074,249.52</b>	<b>\$2,058,628.49</b>	<b>\$1,819,225.77</b>

The charts below reflect the total bingo taxes deposited and the total number of licensees over the past four years. The bingo tax deposited is different than the tax reported per file period because of the due date of reporting. Reports are due the last day of the month following the month in which the bingo card or pull-tab was sold; therefore, the tax collected for certain file periods during the fiscal year may be included in different fiscal year deposits.

Total Deposits into Proceeds For Education				
Year	FY11	FY12	FY13	FY14
<b>Tax Collected</b>	\$2,157,213.77	\$2,113,377.22	\$2,000,964.76	\$1,810,598.95
<b>Interest Earned</b>	\$9,202.99	\$7,663.24	\$7,288.77	\$3,973.06
<b>Total</b>	<b>\$2,166,416.76</b>	<b>\$2,121,040.46</b>	<b>\$2,008,253.53</b>	<b>\$1,814,572.01</b>

TYPE OF LICENSE	FY11	FY12	FY13	FY14
<b>REGULAR BINGO</b>	339	315	299	274
<b>SPECIAL BINGO</b> (Valid for one event from 1 to 7 days)	295	295	265	258
<b>ABBREVIATED PULL-TAB</b> (Valid for 24 hours, limit 15 per calendar year)	136	144	152	143
<b>SUPPLIER</b>	3	2	2	2
<b>MANUFACTURER</b>	9	9	8	7
<b>HALL PROVIDER</b>	101	95	90	86

# Missouri State Highway Patrol

The Gaming Division, pursuant to a memorandum of understanding with the Missouri Gaming Commission, provides criminal and regulatory enforcement of gaming operations within the state. Under the command of Captain Norman A. Murphy, the division is divided into four sections: Administrative Services, Investigations, Eastern District Enforcement and Western District Enforcement. The Gaming Division is one of the Patrol's largest divisions, with an authorized strength of 128 uniformed members and three civilians. The staffing of 128 troopers assigned to the Gaming Division does not impact or reduce the number of troopers assigned to patrol Missouri roadways, as allocated by the legislature.

The Gaming Division was established on May 1, 1994, by order of Colonel Fred M. Mills, and was the first new division established within the Patrol since the creation of the Division of Drug and Crime Control in 1983. Strict criminal and regulatory enforcement, as well as meticulous investigations are essential elements to the successful regulation of legalized gambling in Missouri. Because of its history of service with distinction and integrity, the Patrol was given the responsibility of providing investigative, regulatory and criminal law enforcement services, which ultimately police the gaming industry.

The Administrative Services Section, under the supervision of Lieutenant Rex M. Scism oversees the collection and preservation of evidence and property, motor equipment fleet management, training, criminal records, case management, overtime, personnel actions and special projects.

The Investigations Section, under the supervision of Lieutenant Mark A. Bielawski is divided into two units, the Background Unit and the Charitable Games Unit. The Background Unit conducts extensive investigations to determine the suitability of licensees, suppliers and vendors. The Charitable Games Unit oversees 274 licensed bingo operators and is also charged with conducting background investigations on both charitable gaming and riverboat supplier companies.

The Enforcement Section is divided into two districts. The Eastern District is under the supervision of Lieutenant Edward J. Aylward. The Western District is under the supervision of Lieutenant Andrew O. Tourney. Officers assigned to the Enforcement Units are responsible for enforcing both Missouri criminal statutes and Missouri Gaming Commission regulations on the 13 licensed casino properties.

All four sections of the Patrol's Gaming Division are provided clerical support from Ms. Jonna R. Farley, Administrative Office Support Assistant; Ms. Meghan E. Basinger, Clerk Typist; and Mrs. Kristin H. Kayser, Clerk Typist.

The following chart depicts arrests for all casinos statewide:

2014 MSHP-GD FISCAL YEAR CASINO ARREST													
BOAT	JUL	AUG	SEP	OCT	NOV	DEC	JAN	FEB	MAR	APR	MAY	JUN	TOTALS
Ameristar KC	44	64	59	54	75	100	102	110	114	104	84	44	954
Ameristar SC	21	30	36	29	37	22	21	32	19	28	15	14	304
Argosy	10	7	8	11	7	4	9	6	16	27	9	18	132
Harrah's NKC	7	27	8	25	11	23	18	7	6	15	10	38	195
Hollywood - STL	14	45	16	4	8	14	32	12	12	25	15	15	212
IOC - Boonville	1	4	3	0	3	3	5	4	6	4	0	3	36
IOC - Cape Girardeau	23	22	17	10	12	4	15	5	28	8	5	3	152
IOC - KC	11	22	11	28	25	49	13	16	20	8	9	53	265
Lady Luck/ IOC	3	0	1	0	3	0	1	0	0	1	0	3	12
Lumiere Place	158	139	243	161	126	151	122	179	235	154	170	119	1957
Mark Twain	1	3	5	1	4	0	1	0	0	0	3	0	18
River City	58	17	18	10	16	21	60	31	66	32	49	22	400
St. Jo Frontier	2	8	3	3	4	2	0	4	2	5	5	2	40
<b>TOTALS</b>	<b>353</b>	<b>388</b>	<b>428</b>	<b>336</b>	<b>331</b>	<b>393</b>	<b>399</b>	<b>406</b>	<b>524</b>	<b>411</b>	<b>374</b>	<b>334</b>	<b>4677</b>

# Ameristar Casino Kansas City

General Manager: Rodney Centers  
 3200 N. Ameristar Drive  
 Kansas City, Missouri 64161  
 (816) 414-7000

Date Licensed: December 19, 2000  
 Gaming Space: 140,000 Square Feet  
 Electronic Gaming Devices: 2,463  
 Table Games: 76  
 Buffet, (4) Specialty Restaurants, Deli, & Food Court  
 Parking Garage  
 184-Room Hotel  
 18-Screen Movie Theatre, Concert Hall

Total Capital Investment in Property since Company  
 Purchase: \$445,756,251  
 Total Capital Investment in Property for  
 Fiscal Year: \$11,064,060  
 Total Employee Compensation: \$36,859,331  
 Real Estate/Personal Property Tax: \$4,679,154  
 State Sales Tax: \$1,964,133  
 State Withholding Tax on Jackpots: \$1,637,170  
 Federal Withholding Tax on Jackpots: \$2,140,474  
 City Lease Payments: \$140,000  
 Charitable Donations: \$189,555  
 Total Employment: 1,108  
 Minority Employment: 424  
 Female Employment: 503

## City of Kansas City

Equipment	Actual FY 2012-13	Adopted FY 2013-14	Adopted FY 2014-15
City Fleet Replacement	6,266,043	5,800,469	4,026,756
<b>Capital Maintenance</b>			
<b>Roadways and Street Markings</b>			
Street Preservation	\$0	\$515,181	\$0
<b>Subtotal:</b>	<b>\$0</b>	<b>\$515,181</b>	<b>\$0</b>
<b>Bridges</b>			
Bridge Rehabilitation	\$569,864	\$0	\$0
<b>Subtotal:</b>	<b>\$569,864</b>	<b>\$0</b>	<b>\$0</b>
<b>Streetlight System</b>			
Streetlight Upgrade Debt Service	\$5,491,979	\$9,409,150	\$9,427,900
<b>Subtotal:</b>	<b>\$5,491,979</b>	<b>\$9,409,150</b>	<b>\$9,427,900</b>
<b>Public Facilities</b>			
Tree Trimming	\$0	\$0	\$947,644
Kauffman Performing Arts Center Garage Debt Service	3,108,725	150,200	132,700
<b>Subtotal:</b>	<b>\$3,108,725</b>	<b>\$150,200</b>	<b>\$1,080,344</b>
<b>Capital Maintenance Total:</b>	<b>\$9,170,568</b>	<b>\$10,074,531</b>	<b>\$10,508,244</b>
<b>Total Gaming Funds Allocated:</b>	<b>\$15,436,611</b>	<b>\$15,875,000</b>	<b>\$14,535,000</b>

SOURCE: City of Kansas City



Kauffman Center for the Performing Arts Garage



Streetlights

*Improvements  
 Accomplished from  
 Local Gaming  
 Revenues*

# Ameristar Casino St. Charles

General Manager: Howard (Ward) Shaw  
 1 Ameristar Boulevard  
 St. Charles, Missouri 63301  
 (314) 940-4300

Date Licensed: December 19, 2000  
 Gaming Space: 130,000 Square Feet  
 Electronic Gaming Devices: 2,549  
 Table Games: 77  
 Buffet, (6) Specialty Restaurants & Deli  
 397-Room Hotel  
 Meeting space, Ballrooms  
 Parking Garage

Total Capital Investment in Property since Company  
 Purchase: \$795,909,358  
 Total Capital Investment in Property for  
 Fiscal Year: \$3,650,690  
 Total Employee Compensation: \$46,467,553  
 Real Estate/Personal Property Tax: \$7,077,618  
 State Sales Tax: \$2,136,480  
 State Withholding Tax on Jackpots: \$2,285,905  
 Federal Withholding Tax on Jackpots: \$2,436,302  
 Charitable Donations: \$134,248  
 Total Employment: 1,540  
 Minority Employment: 578  
 Female Employment: 694

## City of St. Charles

DESCRIPTION	Actual CY 2013	Budget CY 2014
<b>Stormwater Projects:</b>		
Debt Service - Stormwater Bonds	\$ 767,828	\$ 767,000
NPDES Phase II Program	15,992	30,000
Creek Cleaning & Maintenance	-	10,000
Cole Creek (Droste to Ruth)	2,701	-
Little Hills Industrial	268,262	-
100 Block Howard Storm Sewer- Replacement of 300 LF Storm Sewer	-	200,000
Comprehensive Stormwater Plan	1,087	-
30-35 Terrie	4,673	-
North 94 Drainage Improvements- North Drive Culvert	27	-
<b>Street Projects:</b>		
Street Surface Repairs- Asphalt	793,308	309,000
Sidewalk Extension Programs	-	100,000
Unidentified Street Projects	113,537	300,000
Boschertown Road Phase II	-	800,000
5th Street Gateways Project	331,905	900,000
West Clay Extension	1,564,943	-
Fence on Zumbethl	-	30,000
Traffic Signalization	-	30,000
Street Light Maintenance	-	80,000
Gas Light Maintenance	-	25,000
Street Light Painting	-	20,000
LED Street Name ID Signs	1,639	30,000
LED Traffic Signal Head Replacements	13,115	30,000
Sign Replacement Program	28,666	60,000
Interchange Enhancements	-	25,000
Street Lighting Projects- New Installations	20,184	30,000
Bridge/ Culvert Maintenance	66,419	185,000
High-Visibility Traffic Markings	-	50,000
5th Street/ Little Hills Traffic Signal	-	50,000
Flashing Yellow Arrow Signal Improvements	-	60,000
Dump Truck w/ Plow & Spreader	-	65,000
Street Division Facility	462,560	-
Medium Duty Work Trucks	118,783	45,000
Heavy Construction Equipment	65,308	-
Miscellaneous Equipment	-	5,000
<b>Facilities Maintenance:</b>		
City Hall- Elevators A & B	32,970	-
City Hall Music/ Paging System Improvements	-	15,000
City Hall Window Replacement	-	15,000
<b>Police Department:</b>		
Personnel Costs	5,210,520	5,190,823
<b>Fire:</b>		
Personnel Costs	3,222,980	3,242,677
Construction of Fire Station 4	1,051,121	-
<b>Economic Development/Redevelopment:</b>		
Economic Development Fund	3,870	100,000
Arena Project	300,000	300,000
Foundry Art Center- Debt Service/ Parking Lot Lease	264,734	165,000
<b>Other Facilities:</b>		
Foundry Art Center	69,529	95,500
Senior Center Improvements	-	-
St. Charles Historical Society Improvements	-	20,000
<b>Other:</b>		
Miscellaneous Expenditures	-	-
	<u>\$ 14,796,659</u>	<u>\$ 13,380,000</u>

SOURCE: City of St. Charles



West Clay Extension

International Dump  
 Truck with Plow and  
 Spreader



John Deere Backhoe with  
 Hammer Attachment

*Improvements  
 Accomplished from  
 Local Gaming  
 Revenues*

# Argosy Riverside Casino

General Manager: Aaron Rosenthal  
 777 NW Argosy Parkway  
 Riverside, Missouri 64150  
 (816) 746-3100

Date Licensed: June 22, 1994  
 Gaming Space: 62,000 Square Feet  
 Electronic Gaming Devices: 1,517  
 Table Games: 31  
 Buffet, (2) Specialty Restaurants, Deli, & Coffee House  
 258-Room Hotel  
 Meeting Space  
 Parking Garage

Total Capital Investment in Property since Company Purchase: \$74,145,846 \*  
 Total Capital Investment in Property for Fiscal Year: \$(613,710) \*  
 Total Employee Compensation: \$28,801,884  
 Real Estate/Personal Property Tax: \$2,837,807  
 State Sales Tax: \$1,007,852  
 State Withholding Tax on Jackpots: \$1,490,680  
 Federal Withholding Tax on Jackpots: \$1,270,833  
 City Lease Payments: \$4,027,072  
 Charitable Donations: \$88,636  
 Total Employment: 746  
 Minority Employment: 324  
 Female Employment: 381  
 \* Transferred Land and Building to GLPI (REIT) totaling \$166,769,002.



NW Road Before



NW Road After

*Improvements  
 Accomplished from  
 Local Gaming  
 Revenues*

## City of Riverside

### Assistance to Other Entities

Northland Health Care	\$	35,000
Miles of Smiles		15,000
Transitional Housing		15,000
Platte Senior Services		20,000
American Red Cross		3,000
Synergy		7,500
Park Hill School District		26,000
MOCSA		5,000
Girls on the Run		3,000
YMCA Scholarships		3,000

### Major Thoroughfare/Infrastructure

Street Maintenance Program	\$	574,275
Street Construction		832,914

### Economic Development

900 Acre Commercial Park	\$	3,224,853
Downtown Improvements		553,131

### Equipment Purchases

Public Works Equipment/Vehicles	\$	70,474
Public Safety Equipment/Vehicles		137,385
Computer Equipment		73,981
Copiers		18,394

### Community Services

Ambulance Services for Residents	\$	90,930
Transit Services for Residents		14,649
City Wide Trash Collection		75,939
Residents Community Center Memberships		157,468

### Other Improvements

Park/Trail Improvements	\$	185,679
Other Facility Improvements		142,557

**Total for FY 2013-2014** \$ 6,285,129



SOURCE: City of Riverside



# Harrah's North Kansas City

General Manager: Thomas Cook  
 One Riverboat Drive  
 North Kansas City, Missouri 64116  
 (816) 472-7777

Date Licensed: September 22, 1994  
 Gaming Space: 63,300 Square Feet  
 Electronic Gaming Devices: 1,427  
 Table Games: 63  
 Buffet, (4) Specialty Restaurants, Coffee House  
 392-Room Hotel  
 Meeting Space  
 Parking Garage

Total Capital Investment in Property since Company  
 Purchase: \$431,692,283  
 Total Capital Investment in Property for  
 Fiscal Year: \$8,041,682

Total Employee Compensation: \$36,199,385  
 Real Estate/Personal Property Tax: \$2,846,480  
 State Sales Tax: \$1,310,197  
 State Withholding Tax on Jackpots: \$2,112,266  
 Federal Withholding Tax on Jackpots: \$1,620,185  
 City Lease Payments: \$3,164,999  
 Charitable Donations: \$372,168  
 Total Employment: 985  
 Minority Employment: 348  
 Female Employment: 448



2012 Horton Freightliner  
 Ambulance

*Improvements  
 Accomplished from  
 Local Gaming  
 Revenues*

## City of North Kansas City

	FY2012-2013 Actual Expenditures	FY2013-2014 Budget	FY2012-2013 Actual Expenditures	FY2013-2014 Budget
<b>Services</b>				
<b>Public Relations</b>				
Business Council	\$ 14,257.00	\$ 18,000.00		
Employee Wellness Program	19,111.00	19,000.00		
Neighborhood Day	-	5,000.00		
Regional Forensic Lab	44,500.00	44,500.00		
KC Crime Commission	5,000.00	5,000.00		
Clay County Investigative Squad	5,500.00	7,500.00		
Safety Committee	2,890.00	3,500.00		
<b>Total Public Relations</b>	<b>\$ 91,258.00</b>	<b>\$ 102,500.00</b>		
<b>Services</b>				
Web Page Services	\$ 3,600.00	\$ 5,000.00		
Other Legal Fees	354,044.00	100,000.00		
Designing/Engineering	24,500.00	20,000.00		
Other Professional Services	108,078.00	338,000.00		
Rental - Parking	4,800.00	10,200.00		
General Liability Insurance	8,359.00	15,000.00		
Trash Hauling	258,727.00	270,000.00		
Rent Repayment to Harrah's	-	112,182.00		
Contingencies	8,081.00	200,000.00		
<b>Total Services</b>	<b>\$ 861,446.00</b>	<b>\$ 1,172,882.00</b>		
<b>Capital Outlay</b>				
<b>Land Acquisition</b>				
Other	\$ 81,752.00	\$ 1,000,000.00		
Jewell	1,876.00	2,185,000.00		
Hillside Acquisition	1,913.00	50,000.00		
Brownfield Redevelopment	205,643.00	4,475,000.00		
<b>Total Land Acquisition</b>	<b>\$ 291,184.00</b>	<b>\$ 7,710,000.00</b>		
<b>Land Improvements</b>				
City Wide Projects				
Beautification Projects	\$ 77.00	\$ 10,000.00		
Police Department				
Outdoor Dog Kennel	31,978.00	-		
<b>Total Land Improvements</b>	<b>\$ 32,055.00</b>	<b>\$ 10,000.00</b>		
<b>Information Technology</b>				
Police Department				
In Car Camera Upgrade	\$ 5,869.00	\$ -		
Fire Department				
Apparatus Laptops (6)	-	30,000.00		
EMS Field Reporting Software	-	40,000.00		
Interdepartmental				
Computer Upgrades/All Depts.	-	25,000.00		
Printers - ID Cards	-	5,000.00		
Geographic Information Systems	19,517.00	-		
UPS Server Room Battery Replace	-	10,000.00		
Security Camera Additions	-	50,000.00		
<b>Work Order System</b>	-	<b>80,000.00</b>		
Laserfiche Upgrade	-	50,000.00		
Replace Network Equipment	83,433.00	-		
<b>Total Information Technology</b>	<b>\$ 108,819.00</b>	<b>\$ 290,000.00</b>		
<b>Infrastructure</b>				
Time Capsule Plaza	\$ 7,150.00	\$ 7,500.00		
<b>Total Infrastructure</b>	<b>\$ 7,150.00</b>	<b>\$ 7,500.00</b>		
<b>Partnerships</b>				
River Bed Degradation Study	\$ 10,000.00	\$ 25,000.00		
Children's Fountain Traffic Barrier	8,887.00	-		
Streetcar Study	-	250,000.00		
<b>Total Partnerships</b>	<b>\$ 18,887.00</b>	<b>\$ 275,000.00</b>		
<b>Building Improvements</b>				
<b>Fire Department</b>				
Modify Station #1	\$ -	\$ 52,000.00		
Station 1 Roof Repair	-	135,621.00		
Fire Station #1 Solar Panels	-	109,269.00		
Fire Station #2 Solar Panels	-	72,846.00		
Station 2 Generator	-	100,000.00		
Driveway Replacement both Stations	134,685.00	-		
<b>Police Department</b>				
Police Facility-RTU#2	5,875.00	-		
<b>Administration</b>				
City Hall Solar Panels	-	93,933.00		
City Hall Roof Repair	-	170,680.00		
PW - Buildings & Grounds				
Solar Panels	-	93,933.00		
<b>Total Building Improvements</b>	<b>\$ 140,560.00</b>	<b>\$ 828,282.00</b>		
<b>Equipment</b>				
<b>Administration - Copier Replacements</b>	<b>\$ 68,810.00</b>	<b>-</b>		
<b>Fire Department</b>				
Staff Car	26,200.00	45,000.00		
Update External Diffusers	-	10,000.00		
Exercise Equipment	1,676.00	29,500.00		
Thermal Imaging Camera	-	20,000.00		
Pumper Truck	608,995.00	620,000.00		
Ladder Truck	-	1,225,000.00		
Ambulance Costs	-	13,200.00		
Firefighter Personal Protective Equip.	-	37,000.00		
Heart Monitors (3)	-	75,000.00		
Advanced Life Support Equipment	-	50,000.00		
Beds (17)	-	12,000.00		
Bi-Directional Radio Repeaters (3)	-	30,000.00		
Fire Safety Equipment Replacement	21,118.00	-		
Ambulance	-	200,000.00		
<b>Police Department</b>				
Weapons Mounted Light Systems	-	15,300.00		
Parking Control Vehicle	-	32,000.00		
Speed Monitoring Devices	-	11,000.00		
Mobile Fixed License Plate Readers	28,290.00	85,000.00		
Police Vehicles	74,352.00	181,300.00		
<b>PW - Buildings &amp; Grounds</b>				
Zero Radius Diesel Mower (2)	-	19,000.00		
Tractor 4WD 32HP	-	20,000.00		
Pickup Truck Replacement	-	50,000.00		
Snow Pusher/Box Broom for Bobcat	-	11,000.00		
Snow Blower/Plows for Grasshopper	-	7,500.00		
All Terrain Vehicle	-	12,000.00		
Mower	14,804.00	-		
PW - Administration	-	60,000.00		
Map and Large Document Printer	-	60,000.00		
<b>Total Equipment</b>	<b>\$ 844,245.00</b>	<b>\$ 2,870,800.00</b>		
<b>Interfund Transfers Out</b>				
Transfer to Community Center	\$ -	\$ 93,933.00		
Transfer to General Fund	1,000,000.00	-		
Transfer to Park Fund - Operations	55,000.00	55,000.00		
Transfer to Park Fund - Dog Park	270,000.00	-		
Transfer to Park Fund - Dagg Park Imp.	-	25,000.00		
Transfer to Community Ctr. - Roof Rep.	-	299,867.00		
Transfer to Library	44,000.00	4,000.00		
Transfer to Pension Fund	1,000,000.00	-		
Transfer to Communications Fund	240,000.00	40,000.00		
Transfer to Water	-	76,680.00		
Transfer to WPC	-	563,598.00		
<b>Total Interfund Transfers Out</b>	<b>\$ 2,609,000.00</b>	<b>\$ 1,158,078.00</b>		
<b>TOTAL EXPENDITURES</b>	<b>\$ 4,913,345.00</b>	<b>\$ 14,322,542.00</b>		

SOURCE: City of North Kansas City

# Hollywood Casino

General Manager: Todd George  
 777 Casino Center Drive  
 Maryland Heights, Missouri 63043  
 (314) 770-8100

Date Licensed: March 11, 1997  
 Gaming Space: 120,000 Square Feet  
 Electronic Gaming Devices: 2,112  
 Table Games: 81  
 Buffet, (5) Specialty Restaurants, Coffee House  
 502-Room Hotel  
 Meeting Space  
 Parking Garage

Total Capital Investment in Property since Company  
 Purchase: \$65,374,729  
 Total Capital Investment in Property for  
 Fiscal Year: \$37,002,212  
 Total Employee Compensation: \$41,128,257  
 Real Estate/Personal Property Tax: \$16,833,290  
 State Sales Tax: \$1,485,399  
 State Withholding Tax on Jackpots: \$2,265,550  
 Federal Withholding Tax on Jackpots: \$1,892,988  
 Charitable Donations: \$36,612  
 Total Employment: 1,140  
 Minority Employment: 505  
 Female Employment: 530

## City of Maryland Heights

	<u>2012</u>	<u>2013</u>
<b>General Fund</b>		
Operating expenses-Police Department	\$1,450,000	\$1,500,000
Other operating costs	2,400,000	2,450,000
<b>Total Operating Expenses</b>	<b>3,850,000</b>	<b>3,950,000</b>
Residential trash, recycling, and yard waste services	1,747,347	1,786,671
<b>Total General Fund</b>	<b>5,597,347</b>	<b>5,736,671</b>
<b>Parks Fund</b>		
Provides funding for park and recreation programs	<b>479,472</b>	<b>439,688</b>
<b>Capital Improvements</b>		
Street maintenance-concrete and asphalt	1,121,167	1,465,310
Right-of-way enhancements	0	26,436
Aquaport improvements	295,259	0
Fee Fee Road Sidewalk	5,266	0
Parkwood Lane	40,472	0
Pheasant Run Drive	0	866,242
Driftwood Lane	69,353	420,429
Community Centre parking lot	44,049	0
Various sidewalk projects	188,490	173,744
Other street improvements	31,578	0
Government Center modifications	77,202	1,786
Government Center parking lot expansion	252,375	2,289
Reading Avenue	47,764	1,562,431
Progress Parkway	56,852	168,335
McKelvey Woods Court	513,462	165
Grissom Drive	0	289,645
Adie Road	0	514,427
Park improvements	0	50,361
Walking/Biking Trails	0	50,000
Public Works Dump Trucks	248,618	271,630
Computer upgrades	0	3,215
Capital project management	431,600	441,975
<b>Total Capital Improvement Expenditures</b>	<b>3,423,507</b>	<b>6,308,420</b>
<b>Community Center Construction</b>		
		<b>867,500</b>
<b>Total expenditures of gaming funds</b>	<b>\$9,500,326</b>	<b>\$13,352,279</b>
<b>Summary of gaming taxes received and used 2012-13:</b>		
<b>Total expenditures 2012-2013</b>	<b>\$22,852,605</b>	
<b>Total gaming taxes received 2012-2013</b>	<b>\$22,979,007</b>	
<b>Available for future use</b>	<b>\$126,402</b>	

**Note:** The city has \$9.0 million committed to future capital improvements. Further, the city is considering the use of available resources and future gaming taxes to finance a new community center.

SOURCE: City of Maryland Heights



Carlson Avenue/Reading Avenue Project



Fleetwood Sidewalk Project



Night Out Cop Car with Lights

*Improvements  
 Accomplished from  
 Local Gaming  
 Revenues*



# Isle of Capri - Boonville

General Manager: Barron Fuller  
 100 Isle of Capri Boulevard  
 Boonville, MO 65233  
 (660) 882-1200

Date Licensed: December 6, 2001  
 Gaming Space: 28,000 Square Feet  
 Electronic Gaming Devices: 930  
 Table Games: 20  
 Buffet, (1) Specialty Restaurant & Deli  
 Meeting Space, Ballroom  
 140-Room Hotel

Total Capital Investment in Property since Company Purchase: \$109,153,000  
 Total Capital Investment in Property for Fiscal Year: \$4,059,000  
 Total Employee Compensation: \$12,579,000  
 Real Estate/Personal Property Tax: \$564,000  
 State Sales Tax: \$338,000  
 State Withholding Tax on Jackpots: \$887,000  
 Federal Withholding Tax on Jackpots: \$1,296,000  
 Charitable Donations: \$20,000  
 Total Employment: 463  
 Minority Employment: 41  
 Female Employment: 256

## City of Boonville

	<u>FY 2013-14</u>		<u>FY 2013-14</u>
Howard County Sheriff's Department	\$ 27,910	Drainage Improvement Projects	\$ 73,497
Howard County Prosecuting Attorney	15,030	Street Improvement Projects	415,713
New Franklin Police Department	10,959	Demolitions – Dangerous Buildings	2,152
Cooper County Sheriff's Department	40,940	Insurance – Kemper Facility;	34,997
Cooper County Prosecuting Attorney	27,710	Business Interruption-Casino	
MUSTANG Drug Task Force	22,625	Planning Related Expenditures	7,879
City of Blackwater	1,125	ADA Projects	5,568
Howard County Fire District	1,125	Equipment Replacement	142,906
City of Bunceton	2,007	Lift Station Maintenance	30,000
City of Pilot Grove	875	Water Plant – High Service Pump Project	164,131
Boonslick Y.M.C.A.	35,000	Maintenance – Water/Wastewater Plants	36,949
Boonslick Senior Center	1,625	Sewer Collection System Rehab	116,788
MU Extension Center 4-H Youth Education	188	Central Garage Lift	11,244
Boonville Jaycees Football	125	Police Dept. Dispatch (CAD) Console	77,500
Neighbors Helping Neighbors Food Bank	2,125	Flocculator	21,532
Pick-Up Boonville	125	Transfer General Funds – Operation	770,000
SCADA Scales	17,285	Transfer Tourism – Staff Salary (part)	21,000
Clean Wetwells – Lift Stations	18,645	Airport Project Grant Match	150,000
Summer Recreation Program – Youth	7,465	Debt Service – COP's	880,225
Turf Maintenance – Ballfields	7,605	Other various small items	139,843
Public Tree Maintenance – City Wide	39,420	City Services Building Remodel	25,217
Police Vehicles (2)	51,247	Audit Fees	1,000
Computer Equipment – Administration	1,153		
		<b>TOTAL \$</b>	<b>3,460,455</b>

SOURCE: City of Boonville



High Service Upgrade Generator

Police Department Console



*Improvements  
 Accomplished from  
 Local Gaming  
 Revenues*



Police Car

# Isle of Capri - Cape Girardeau

General Manager: Lyle Randolph  
 777 North Main Street  
 Cape Girardeau, MO 63701  
 (573) 730-7777

Date Licensed: October 30, 2012  
 Gaming Space: 38,550 Square Feet  
 Electronic Gaming Devices: 921  
 Table Games: 24  
 Buffet, (3) Specialty Restaurants  
 Meeting Event Center

Total Capital Investment in Property since Company  
 Purchase: \$127,883,192  
 Total Capital Investment in Property for  
 Fiscal Year: \$258,256  
 Total Employee Compensation: \$12,716,914  
 Real Estate/Personal Property Tax: \$1,454,278  
 State Sales Tax: \$331,814  
 State Withholding Tax on Jackpots: \$524,787  
 Federal Withholding Tax on Jackpots: \$609,213  
 Charitable Donations: \$68,283  
 Total Employment: 465  
 Minority Employment: 420  
 Female Employment: 243

## City of Cape Girardeau

### Casino Funded Projects/Programs

	FY12/13 actual	FY13/14 actual
<b>Innovation Fund</b>		
E-ticketing system for Police Department	\$ -	\$ 149,566
Traffic management software	\$ -	\$ 45,000
Large format printer	\$ -	\$ 20,000
PIO multimedia production hardware/software	\$ -	\$ 950
Leadership Management Training	\$ -	\$ 47,928
Black Hawk energy savings system for Public Works	\$ -	\$ 12,668
<b>Capital Improvement Fund</b>		
Greater Cape Business Park property purchase payment	\$ -	\$ 460,000
Greater Cape Business Park sanitary sewer improvement	\$ 40,991	\$ 946,460
<b>Legacy Foundation Endowment Fund</b>	\$ 257,455	\$ 296,977
<b>Adjacent Community Fund for Regional Economic Development</b>		
County of Cape Girardeau	\$ -	\$ 43,561
City of Jackson	\$ -	\$ 25,488
City of Scott City	\$ -	\$ 8,187
<b>Early Casino Projects</b>		
Emergency warning sirens	\$ -	\$ 32,649
Arena Park Fencing	\$ 45,018	\$ -
Broadway Prescription parking lot	\$ -	\$ 32,578
Last Call parking lot	\$ -	\$ 69,450
<b>Middle Street parking lot</b>	\$ 152,067	\$ -
Community garden	\$ -	\$ 2,718
Accelerated tree planting	\$ -	\$ 5,870
Sidewalk Connection on Kingsway to LaCroix Trail	\$ 20,840	\$ 7,658
River Heritage Museum Parking lot	\$ 1,588	\$ 58,402
Hopper Road lighting improvements	\$ 4,312	\$ -
Main Street lighting improvements	\$ 310,148	\$ 26,704
LaCroix Trail fitness equipment	\$ -	\$ 41,988
Dog park	\$ -	\$ 36,974
Fort D roof improvements	\$ 21,452	\$ 130
Shawnee Park playground equipment and landscaping	\$ 43,776	\$ 9,043
Cape Youth Tackle League scoreboards and bleachers	\$ -	\$ 16,304
Demolition of building and construction of downtown parking lot	\$ 79,170	\$ 54,389
Police Station Space Study	\$ 72,002	\$ 143
<b>Riverfront Matching Fund</b>	\$ -	\$ 56,520

SOURCE: City of Cape Girardeau



Cape Girardeau  
e-ticketing

*Improvements  
 Accomplished from  
 Local Gaming  
 Revenues*



Cape Girardeau  
Business Park



# Isle of Capri - Kansas City

General Manager: Todd Steffen  
 1800 E. Front Street  
 Kansas City, Missouri 64120  
 (816) 855-7777

Date Licensed: June 6, 2000  
 Gaming Space: 45,300 Square Feet  
 Electronic Gaming Devices: 1,040  
 Table Games: 17  
 Buffet, (3) Specialty Restaurants  
 Parking Garage

Total Capital Investment in Property since Company  
 Purchase: \$93,744,092  
 Total Capital Investment in Property for  
 Fiscal Year: \$1,838,175  
 Total Employee Compensation: \$15,437,970  
 Real Estate/Personal Property Tax: \$446,334  
 State Sales Tax: \$332,215  
 State Withholding Tax on Jackpots: \$306,129  
 Federal Withholding Tax on Jackpots: \$487,867  
 City Lease Payments: \$2,860,657  
 Charitable Donations: \$1,227  
 Total Employment: 369  
 Minority Employment: 179  
 Female Employment: 173

## City of Kansas City

Equipment	Actual FY 2012-13	Adopted FY 2013-14	Adopted FY 2014-15
City Fleet Replacement	6,266,043	5,800,469	4,026,756
<b>Capital Maintenance</b>			
<b>Roadways and Street Markings</b>			
Street Preservation	\$0	\$515,181	\$0
<b>Subtotal:</b>	<b>\$0</b>	<b>\$515,181</b>	<b>\$0</b>
<b>Bridges</b>			
Bridge Rehabilitation	\$569,864	\$0	\$0
<b>Subtotal:</b>	<b>\$569,864</b>	<b>\$0</b>	<b>\$0</b>
<b>Streetlight System</b>			
Streetlight Upgrade Debt Service	\$5,491,979	\$9,409,150	\$9,427,900
<b>Subtotal:</b>	<b>\$5,491,979</b>	<b>\$9,409,150</b>	<b>\$9,427,900</b>
<b>Public Facilities</b>			
Tree Trimming	\$0	\$0	\$947,644
Kauffman Performing Arts Center Garage Debt Service	3,108,725	150,200	132,700
<b>Subtotal:</b>	<b>\$3,108,725</b>	<b>\$150,200</b>	<b>\$1,080,344</b>
<b>Capital Maintenance Total:</b>	<b>\$9,170,568</b>	<b>\$10,074,531</b>	<b>\$10,508,244</b>
<b>Total Gaming Funds Allocated:</b>	<b>\$15,436,611</b>	<b>\$15,875,000</b>	<b>\$14,535,000</b>

SOURCE: City of Kansas City

City of Kansas City  
 Alternative Fuel Truck



*Improvements  
 Accomplished from  
 Local Gaming  
 Revenues*

# Lady Luck of Caruthersville

General Manager: Todd Connelly  
 777 E. 3rd Street  
 Caruthersville, Missouri 63830  
 (573) 333-1000

Date Licensed: April 27, 1995  
 Gaming Space: 21,400 Square Feet  
 Electronic Gaming Devices: 543  
 Table Games: 11  
 (1) Specialty Restaurant  
 RV Park (27-space)

Total Capital Investment in Property since Company  
 Purchase: \$56,549,215  
 Total Capital Investment in Property for  
 Fiscal Year: \$531,641

Total Employee Compensation: \$7,977,527  
 Real Estate/Personal Property Tax: \$339,034  
 State Sales Tax: \$123,332  
 State Withholding Tax on Jackpots: \$133,107  
 Federal Withholding Tax on Jackpots: \$124,784  
 Charitable Donations: \$82,300  
 Total Employment: 249  
 Minority Employment: 72  
 Female Employment: 138

## City of Caruthersville

	<u>2011-12</u>	<u>2012-13</u> <u>ACTUAL</u>	<u>2013-14</u> <u>ACTUAL</u>	<u>2014-15</u> <u>PROPOSED</u> <u>BUDGET</u>
<b><u>GAMING REVENUE EXPENDITURES</u></b>				
<b><u>Water/Wastewater Improvements</u></b>				
South Ward Lift Station		\$ 2,000.00		
<b><u>Street Improvements</u></b>				
Miscellaneous Street Improvements	\$ 153,490.18		\$ 218,414.22	\$ 180,000.00
<b><u>Public Safety</u></b>				
Fire Hydrants		\$ 14,538.26	\$ 25,000.00	
Additional Police Officers	\$ 103,331.81	\$ 133,879.54	\$ 137,922.13	\$ 155,000.00
Police Computer Software		\$ 6,900.00		
<b><u>Other Infrastructure</u></b>				
Sidewalks	\$ 11,690.38	\$ 3,983.58	\$ 900.00	\$ 10,000.00
Tennis Courts		\$ 50,000.00		
Downtown Redevelopment				\$ 48,000.00
Armory Roof	\$ 8,611.63	\$ 2,500.00		
Administration Software/Equipment	\$ 6,519.11	\$ 1,267.00	\$ 541.00	
Economic Development	\$ 45,833.30	\$ 49,999.97	\$ 55,001.96	
Skate Park		\$ 5,000.00		
Community Betterment	\$ 8,391.28	\$ 10,000.00	\$ -	\$ -
<b>TOTAL</b>	<b>\$ 337,867.69</b>	<b>\$ 280,068.35</b>	<b>\$ 437,779.31</b>	<b>\$ 393,000.00</b>

SOURCE: City of Caruthersville

*Improvements  
 Accomplished from  
 Local Gaming  
 Revenues*



# Lumière Place

General Manager: Jeff Babinski  
 999 N. Second Street  
 St. Louis, MO 63102  
 (314) 881-7777

Date Licensed: December 19, 2007  
 Gaming Space: 75,000 Square Feet  
 Electronic Gaming Devices: 1,807  
 Table Games: 69  
 Buffet, (3) Specialty Restaurants, Coffee House  
 Meeting Space, Ballroom  
 294-Room Hotel  
 Parking Garage

Total Capital Investment in Property since Company Purchase: \$262,524,215 \*  
 Total Capital Investment in Property for Fiscal Year: \$4,910,100  
 Total Employee Compensation: \$37,296,799  
 Real Estate/Personal Property Tax: \$7,341,530  
 State Sales Tax: \$1,403,678  
 State Withholding Tax on Jackpots: \$1,292,729  
 Federal Withholding Tax on Jackpots: \$1,143,544  
 Charitable Donations: \$143,516  
 Total Employment: 1,199  
 Minority Employment: 726  
 Female Employment: 539

\* *Tropicana acquired property April 1, 2014*

## City of St. Louis

### Sources of Gaming Revenue:

**Local Portion of AGR Tax - 2.1%:** Allocated to support police patrols, fire marine unit supplies and conduct public safety related capital improvements on the riverfront

**Local Portion of Admission Fee - \$1.00:** Allocated primarily to the City's Capital Fund and Port Authority. These funds are budgeted each year for items such as arterial street paving, bridge repair, rolling stock replacement, public building improvements, development efforts, etc.

**Port Authority Lease (2% of AGR)/Other:** With the closure of the President Casino on the Landing in July, 2010, the City's Port Authority is no longer receiving lease payments. Part of the development agreement with Pinnacle casinos south county facility included a fixed \$1M annual payment to the City beginning in FY11. Beginning in FY14, this payment is being utilized directly for economic development agency efforts and is no longer deposited into the Gaming Fund.

	FY11	FY12	FY13	FY14	FY15b
<b>Public Safety</b>					
Payment to Port Authority	\$ -	\$ -	\$ 195,000	\$ -	\$ -
Police Patrols	\$ 4,500,000	\$ 4,350,000	\$ 4,250,000	\$ 3,200,000	\$ 2,800,000
Fire Department Marine Unit Supplies	\$ 19,708	\$ 9,844	\$ 4,120	\$ 25,000	\$ 25,000
Flood Wall Improvements	\$ 1,000,000	\$ -	\$ -	\$ -	\$ -
<b>Subtotal</b>	<b>\$ 5,519,708</b>	<b>\$ 4,359,844</b>	<b>\$ 4,449,120</b>	<b>\$ 3,225,000</b>	<b>\$ 2,825,000</b>
<b>Capital Improvements</b>					
Capital Fund Contribution	\$ 5,285,000	\$ 5,885,000	\$ 6,632,525	\$ 4,800,000	\$ 2,500,000
<b>Subtotal</b>	<b>\$ 5,285,000</b>	<b>\$ 5,885,000</b>	<b>\$ 6,632,525</b>	<b>\$ 4,800,000</b>	<b>\$ 2,500,000</b>
<b>Economic Development</b>					
Payment to Port Authority	\$ 705,000	\$ 630,000	\$ -	\$ -	\$ -
SLDC Economic Development	\$ -	\$ 175,000	\$ 509,864	\$ -	\$ -
<b>Subtotal</b>	<b>\$ 705,000</b>	<b>\$ 805,000</b>	<b>\$ 509,864</b>	<b>\$ -</b>	<b>\$ -</b>
<b>Total</b>	<b>\$ 11,509,708</b>	<b>\$ 11,049,844</b>	<b>\$ 11,591,509</b>	<b>\$ 8,025,000</b>	<b>\$ 5,325,000</b>

Note: Preliminary FY14 fiscal year end revenues were at \$7.6M or \$1.4M under the budgeted amount. The FY15 budget of \$5.3M was allocated to accommodate this prior year shortfall.

SOURCE: City of St. Louis



Wellington Avenue Bridge



*Improvements  
 Accomplished from  
 Local Gaming  
 Revenues*

Enbankment Improvements at  
 River Des Peres & Chippewa

# River City Casino

General Manager: Chris Plant

777 River City Casino Blvd.

St. Louis, MO 63125

(314) 388-7502

Date Licensed: March 1, 2010

Gaming Space: 90,000 Square Feet

Electronic Gaming Devices: 2,012

Table Games: 62

Buffet, (4) Specialty Restaurants, Coffee & Tea House

200-Room Hotel

Parking Garage

Meeting Space

Total Capital Investment in Property since Company

Purchase: \$432,053,606

Total Capital Investment in Property for

Fiscal Year: \$11,597,376

Total Employee Compensation: \$33,059,722

Real Estate/Personal Property Tax: \$8,193,981

State Sales Tax: \$772,316

State Withholding Tax on Jackpots: \$2,302,070

Federal Withholding Tax on Jackpots: \$2,132,208

City Lease Payments: \$5,175,447

Charitable Donations: \$42,263

Total Employment: 1,092

Minority Employment: 497

Female Employment: 495

## St. Louis County

### Revenues:

Admission Tax	\$	5,927,405
Gaming Tax	\$	4,345,574
<b>Total</b>	<b>\$</b>	<b>10,272,979</b>

### Expenditures:

Police Crime Laboratory / 911 Call Center (reflects debt service expenditures made between 7/1/13 and 6/30/14)	\$	701,061	The County leveraged casino revenues to issue \$11.6 million in bonds in 2010 for the purpose of constructing a new police crime laboratory and equipping the County's 911 call center. The new lab provides adequate work space and allows employees to process evidence more efficiently. Casino revenues also helped to fund additional employees which will improve case turnaround time. The crime laboratory will help the Police Department with future accreditation and will help provide the St. Louis region with high quality, state of the art investigation services to help us prevent as well as react to crime in our community.
Business Incubator Center (reflects debt service expenditures made between 7/1/13 and 6/30/14)	\$	499,074	The County leveraged casino revenues to issue \$7.1 million in bonds in 2010 for the purpose of renovating and improving existing business incubator facilities and acquiring and renovating new business incubator facilities. These facilities provide affordable office and warehouse space and support services to new and growing businesses in a variety of disciplines including information technology, research, transportation and distribution, and professional services.
General public safety costs	\$	3,644,513	
General government costs	\$	5,428,331	
<b>Total</b>	<b>\$</b>	<b>10,272,979</b>	

SOURCE: St. Louis County

## St. Louis County Port Authority

(Lease revenue committed 7/1/13 through 6/30/14)

### Grants Awarded (12):

\$2,864,928

Representative Projects:

- Great Streets Natural Bridge Urban Redevelopment Corporation
- Jefferson Barracks POW-MIA Museum
- Lemay Housing Partnership
- Legal Services of Eastern Missouri
- Boys and Girls Clubs of Greater St. Louis
- Spanish Lake CDC
- Beyond Housing-Pagedale Town Center

### Helix Fund (resources for plant & life science start-up companies)

500,000

- Total Commitment of 1,500,000 for three years (2013-2015)

### Lemay Community Center Design and Engineering Services

4,500,000

- Commitment of \$15,624,545 for total project cost

### Projects Initiated by Port Authority:

3,076,000

- Arch Grants 100,000
- KWS/BRDG Park Financial Assistance 100,000
- Acquisition, Removal, and Cleanup of Dangerous Properties 88,000
- Lemay Plaza and Streetscape Project 350,000
- North County Aquatic Center 2,268,000
- Lemay Park Master Plan 70,000
- REI/Accelerate St. Louis 100,000

**TOTAL FUNDS COMMITTED:**

**\$6,440,928**

SOURCE: St. Louis County Port Authority



Restoration of the Historic North Gate at Jefferson Barracks Park

*Improvements  
Accomplished from  
Local Gaming  
Revenues*





# Mark Twain Casino

General Manager: Gerry Smruga  
 104 Pierce Street  
 LaGrange, Missouri 63448  
 (573) 655-4770

Date Licensed: February 1, 2005  
 Gaming Space: 18,000 Square Feet  
 Electronic Gaming Devices: 652  
 Table Games: 12  
 (2) Specialty Restaurants  
 RV Park  
 Banquet Room

Total Capital Investment in Property since Company  
 Purchase: \$25,870,154  
 Total Capital Investment in Property for  
 Fiscal Year: \$1,444,703  
 Total Employee Compensation: \$5,667,584  
 Real Estate/Personal Property Tax: \$229,404  
 State Sales Tax: \$100,964  
 State Withholding Tax on Jackpots: \$277,198  
 Federal Withholding Tax on Jackpots: \$412,485  
 Charitable Donations: \$10,700  
 Total Employment: 229  
 Minority Employment: 18  
 Female Employment: 134

## City of LaGrange

<u>Department</u>	<u>2013/2014 Actual</u>
<b>Parks/ Recreation</b>	
Park Ball Field Upgrades	\$3,700.00
<b>Streets</b>	
Road Maintenance/Street Paving	\$62,260.00
New Equipment	\$3,150.00
New Street Department Truck	\$19,940.00
Building Improvements	\$2,230.00
<b>Water</b>	
New Water Tower Construction	\$397,572.00
Wet Well Construction	\$419,153.00
New Water Lines	\$63,200.00
<b>Wastewater</b>	
Sewer Line Repairs	\$319,000.00
Building Upgrades	\$5,220.00
Equipment	\$10,000.00
<b>Public Safety</b>	
Upgrade of Police Equipment	\$4,820.00
New Police Department Vehicle	\$20,350.00
Office Equipment	\$7,675.00
Police Department Building Upgrades	\$10,800.00
Fire Department Building Upgrades	\$6,340.00
Upgrade of Fire Equipment	\$5,950.00
Fire Department Office Equipment	\$3,300.00
<b>Total</b>	<b>\$1,364,660.00</b>

SOURCE: City of LaGrange



New Water Tower



New Street  
Department  
Truck



New Police  
Department  
Truck

*Improvements  
 Accomplished from  
 Local Gaming  
 Revenues*

# St. Jo Frontier Casino

General Manager: Chris Krabel  
 777 Winners Circle  
 St. Joseph, Missouri 64505  
 (816) 279-5514

Date Licensed: February 1, 2005  
 Gaming Space: 18,000 Square Feet  
 Electronic Gaming Devices: 587  
 Table Games: 10  
 Buffet  
 Meeting Space

Total Capital Investment in Property since Company  
 Purchase: \$40,681,729  
 Total Capital Investment in Property for  
 Fiscal Year: \$2,165,809  
 Total Employee Compensation: \$7,239,737  
 Real Estate/Personal Property Tax: \$228,220  
 State Sales Tax: \$205,500  
 State Withholding Tax on Jackpots: \$195,681  
 Federal Withholding Tax on Jackpots: \$409,318  
 Charitable Donations: \$130,712  
 Total Employment: 241  
 Minority Employment: 15  
 Female Employment: 140

## City of St. Joseph

CATEGORY	Actual FY2012/13	Projected FY2013/14
<b>City Sponsored Festivals / Celebrations</b>	\$ 70,000	\$ 73,000
<b>Downtown Development &amp; Revitalization</b>		
Downtown Clean-up Program	9,700	0
Downtown Partnership Contract	24,500	26,000
Feasibility Study - Downtown Events Center/Casino		
Relocation	75,000	0
Prof Services-City initiated Downtown TIF proj.	17,402	6,000
Allied Arts Contribution	25,000	25,000
<b>Infrastructure</b>		
Living History Preserve Project	4,745	0
Civic Facilities Repairs	4,408	15,527
Replacement canopy at Phil Welsh Stadium	0	26,000
Energy efficient upgrades at the Senior Center	0	16,000
<b>Projects for Better Historic Preservation &amp; Property Maintenance Activity</b>	47,384	151,731
<b>Economic Development</b>		
Professional Services - Outside Legal Issues	118,897	160,000
C of C - Economic Development Contract	165,000	175,000
C of C - Marketing & Economic Dvlpmnt Project	0	10,000
Community Alliance Partnership	14,500	16,000
Industrial Life Science Institute	25,000	25,000
MO-KAN	25,000	25,000
Tree Inventory Study (Tree City Designation)	14,000	0
<b>Equipment</b>		
Narrow Banding for Warning Sirens (FCC required)	128,950	0
Heritage Park grounds mnt. & irrigation equipment	85,000	0
Fire Safety equipment (radios, defibrillators)	41,136	28,548
Replacement vehicle for building & property maintenance inspections	19,400	0
Specialized software (911 Upgrade)	0	116,901
Specialized software (SJPD Electronic Crimes Unit, Municipal Court, Human Resources)	81,727	0
Specialized software (Health & Food Safety Inspection)	0	4,800
Security fencing, alarm & video systems for Parks		
Maintenance shop facilities	0	50,000
Police vehicle mobile data computers	0	7,782
<b>Other</b>		
Public Awareness/Education	45,894	35,710
City's Rosecrans Airport-Operations Support	60,000	60,000
City's Parking Maintenance-Operations Support	6,500	6,500
City's Nature Center-Operations Support	50,000	50,000
St. Joseph Youth Alliance - Capital Campaign	12,500	12,500
Legislative Great Northwest Days (City sponsorship portion)	500	500
State Legislative Lobbyist	9,900	8,560
<b>Total Expenditures</b>	<b>\$ 1,182,043</b>	<b>\$ 1,132,059</b>

SOURCE: City of St. Joseph

## Buchanan County

	2012 ACTUAL EXPENDITURES	2012 ACTUAL EXPENDITURES	2013 BUDGET
<b>APPROPRIATIONS:</b>			
<b>Health and Welfare</b>			
Social Welfare Board	\$ 260,333.37	\$ 245,000.01	\$ 245,000.00
Health Department	68,088.66	67,677.42	68,000.00
<b>Public Services</b>			
Extension Council	114,413.77	98,996.40	99,550.00
Soil & Water Conserv.	10,000.00	5,000.00	5,000.00
<b>General Accounts</b>			
Public Defender Lease	47,428.75	44,425.41	50,000.00
General Expenses	36,563.00	0.00	30,626.70
Tower Expenses	291,947.45	280,236.90	310,000.00
Professional Services	80,031.29	1,990.25	41,100.00
General Fund Admin Fee	220,000.00	208,415.85	200,000.00
<b>TOTAL</b>	<b>\$ 1,128,806.29</b>	<b>\$ 951,742.24</b>	<b>\$ 1,049,276.70</b>

SOURCE: Buchanan County



Mobile Data Units for  
Police Vehicles

*Improvements  
Accomplished from  
Local Gaming  
Revenues*



Fiscal Year 2014 Project Summary

CASINO / LOCATION	LOCATION OPENING DATE	ADMISSIONS	ADMISSION FEES (a)	ADJUSTED GROSS RECEIPTS	GAMING TAX (b)	ESTIMATED CAPITAL INVESTMENT *	EMPLOYEES	TABLE GAMES	SLOT MACHINES	GAMING SPACE (SQ FT)	ADMISSION FEES PERCENTAGE OF STATE TOTAL	GAMING TAX PERCENTAGE OF STATE TOTAL	Total Employee Compensation	Real Estate Property Tax	State Sales Tax	Charitable Donations	City Lease Payments	Minority Employees	Minority Salaried Positions	Female Employment	Female Salaried Employees
Ameristar Casino St. Charles	27-May-94	6,437,844	\$ 12,875,688	\$ 254,350,848	\$ 53,413,678	\$ 795,909,358	1,540	77	2,549	130,000	14.36%	15.30%	\$ 46,467,553	\$ 7,077,618	\$ 2,136,480	\$ 134,248	\$ -	578	33	694	82
Argosy Riverside Casino	22-Jun-94	3,380,251	\$ 6,760,502	\$ 142,938,090	\$ 30,016,999	\$ 74,145,846	746	31	1,517	62,000	7.54%	8.60%	\$ 28,801,884	\$ 2,837,807	\$ 1,007,852	\$ 88,636	\$ 4,027,072	324	16	381	35
St. Jo Frontier Casino	24-Jun-94	1,164,210	\$ 2,328,420	\$ 37,892,759	\$ 7,957,479	\$ 40,681,729	241	10	587	18,000	2.60%	2.28%	\$ 7,239,737	\$ 228,220	\$ 205,500	\$ 130,712	\$ -	15	0	140	14
Harrah's North Kansas City	22-Sep-94	3,867,296	\$ 7,734,592	\$ 175,076,191	\$ 36,766,000	\$ 431,692,283	985	63	1,427	63,300	8.62%	10.53%	\$ 36,199,385	\$ 2,846,480	\$ 1,310,197	\$ 372,168	\$ 3,164,999	348	28	448	73
Lady Luck - Caruthersville	27-Apr-95	806,681	\$ 1,613,362	\$ 31,136,550	\$ 6,538,675	\$ 56,549,215	249	11	543	21,400	1.80%	1.87%	\$ 7,977,527	\$ 339,034	\$ 123,332	\$ 82,300	\$ -	72	9	138	21
Isle of Capri -- Kansas City	18-Oct-96	2,677,599	\$ 5,355,198	\$ 75,575,158	\$ 15,870,783	\$ 93,744,092	369	17	1,040	45,300	5.97%	4.55%	\$ 15,437,970	\$ 446,334	\$ 332,215	\$ 1,227	\$ 2,860,657	179	16	173	16
Ameristar Casino Kansas City	16-Jan-97	5,759,027	\$ 11,518,054	\$ 197,573,038	\$ 41,490,338	\$ 445,756,251	1,108	76	2,463	140,000	12.84%	11.88%	\$ 36,859,331	\$ 4,679,154	\$ 1,964,133	\$ 189,555	\$ 140,000	424	34	503	77
Hollywood Maryland Heights	11-Mar-97	5,495,024	\$ 10,990,048	\$ 223,375,337	\$ 46,908,821	\$ 65,374,729	1,140	81	2,112	120,000	12.25%	13.44%	\$ 41,128,257	\$ 16,833,290	\$ 1,485,399	\$ 36,612	\$ -	505	37	530	79
Isle of Capri -- Boonville	06-Dec-01	1,897,307	\$ 3,794,614	\$ 78,025,245	\$ 16,385,301	\$ 109,153,000	463	20	930	28,000	4.23%	4.69%	\$ 12,579,000	\$ 564,000	\$ 338,000	\$ 20,000	\$ -	41	5	256	34
Mark Twain Casino	25-Jul-01	1,008,220	\$ 2,016,440	\$ 36,594,212	\$ 7,684,785	\$ 25,870,154	229	12	652	18,000	2.25%	2.20%	\$ 5,667,584	\$ 229,404	\$ 100,964	\$ 10,700	\$ -	18	0	134	5
Lumiere Place **	19-Dec-07	4,617,016	\$ 9,234,032	\$ 145,034,072	\$ 30,457,155	\$ 262,524,215	1,199	69	1,807	75,000	10.30%	8.72%	\$ 37,296,799	\$ 7,341,530	\$ 1,403,678	\$ 143,516	\$ -	726	56	539	66
River City Casino	01-Mar-10	5,947,331	\$ 11,894,662	\$ 207,599,451	\$ 43,595,885	\$ 432,053,606	1,092	62	2,012	90,000	13.26%	12.49%	\$ 33,059,722	\$ 8,193,981	\$ 772,316	\$ 42,263	\$ 5,175,447	497	50	495	74
Isle of Capri - Cape Girardeau	30-Oct-12	1,785,228	\$ 3,570,456	\$ 57,305,879	\$ 12,034,235	\$ 127,883,192	465	24	921	38,600	3.98%	3.45%	\$ 12,716,914	\$ 1,454,278	\$ 331,814	\$ 68,283	\$ -	420	11	243	42
<b>GRAND TOTALS</b>		<b>44,843,034</b>	<b>\$ 89,686,068</b>	<b>\$ 1,662,476,829</b>	<b>\$ 349,120,134</b>	<b>\$ 2,961,337,670</b>	<b>9,826</b>	<b>553</b>	<b>18,560</b>	<b>849,600</b>	<b>100%</b>	<b>100%</b>	<b>\$ 321,431,663</b>	<b>\$ 53,071,130</b>	<b>\$ 11,511,880</b>	<b>\$ 1,320,220</b>	<b>\$ 15,368,175</b>	<b>4,147</b>	<b>295</b>	<b>4,674</b>	<b>618</b>

\* Figures reflect the current property investments since company purchase as reported to MGC.

\*\* Tropicana acquired Lumiere Place effective April 1, 2014.

(a) 50% of Admission Fees go to the State, with the remaining 50% to the Local Home Dock.

(b) 90% of Gaming Taxes go to the State, with the remaining 10% to the Local Home Dock.

The figures published in this report are subject to adjustment.



