

Missouri Gaming Commission



Annual Report
2015



**The Missouri Gaming Commission
will regulate charitable and commercial
gaming in a manner which promotes a positive
impact on the State and ensures the integrity of the industry.**

MGC Mission Statement

Visit Us At:

<http://www.mgc.dps.mo.gov>

<http://www.showmegaming.com>

Table of Contents

Message from the Chairman	4
Message from the Executive Director	5
Commissioners	6
Money to Worthy Causes	8
Report on Competitiveness	9
Economic Impact	10
Fund Balance Report	11
Charitable Gaming.....	12
Missouri State Highway Patrol	13
FY 2015 Operation Results	
Ameristar Casino Kansas City	14
Ameristar Casino St. Charles	15
Argosy Riverside Casino.....	16
Harrah's North Kansas City	17
Hollywood Casino	18
Isle of Capri – Boonville.....	19
Isle of Capri – Cape Girardeau	20
Isle of Capri – Kansas City.....	21
Lady Luck of Caruthersville	22
Lumière Place.....	23
River City Casino	24
Mark Twain Casino.....	25
St. Jo Frontier Casino	26
Fiscal Year 2015 Project Summary	27

Message from the Chairman



The gaming tax, which is 21% of casino adjusted gross receipts, has generated \$5,638,535,795.03 since the inception of riverboat gambling in Missouri. Ninety percent of this money goes to the Proceeds for Education Fund, and 10% goes to home dock cities and counties where the riverboats are located. Also since inception, the Missouri Gaming Commission has collected \$1,911,734,870.00 in admissions taxes. Half goes to the home dock cities and counties where these riverboat casinos are located, and the other half goes to the MGC Fund which is used in part to pay the operating expenses of the MGC. The majority of the MGC fund is distributed to worthy causes such as the Veterans Capital Improvement Trust Fund, the Missouri National Guard Trust Fund, Access Missouri Financial Assistance Fund, and the Compulsive Gamblers Fund. You can see the actual distributions on page 8 of this report.

Home dock cities and counties use this important revenue for purchases such as heavy equipment, and other vehicles. Fitness and playground equipment has also been purchased with riverboat casino admission fees. Infrastructure and roadway improvements are just a few of the other good expenditures which result from casino gaming in Missouri. I urge you to take a look at the back pages of this report for a listing of each home dock city, and how they use these funds.

The MGC looks toward FY 2016 and the future of the industry and the ownership changes which could happen. On our horizon is a proposed acquisition of Pinnacle Entertainment's real estate in St. Louis and Kansas City by Gaming and Leisure Properties, Inc., which would operate as a REIT, or real estate investment trust. This means GLPI would hold all of Pinnacle Entertainment's real property assets and Pinnacle would retain the operating assets from real property assets. This could be the second such REIT acquisition in Missouri if approved. Pinnacle Entertainment, Inc. operates River City casino in Lemay, Ameristar St. Charles, and Ameristar Kansas City.

I would like to thank my fellow commissioners and MGC Staff for their hard work and dedication. Each day they strive to regulate riverboat gambling and charitable bingo in the best interests of the people, and the State of Missouri. Please consider this report a thorough resource, and thank you for taking time to read it.

Message from the Executive Director



Since becoming executive director in March of 2015 I have been impressed with the Missouri Gaming Commission's regulatory effectiveness. I'm grateful for our commissioners who have the ability to thoroughly process information that involves the gaming industry and charitable bingo. I also want to thank the former commissioners for their service and their dedication as they paved the way for the future. The MGC Staff is a group of talented and dedicated professionals. I am also proud of our partnership through a Memorandum of Understanding with the Missouri State Highway Patrol. MSHP and MGC Staff work together to provide Missouri citizens with a quality regulatory agency the State deserves and has grown to expect.

The Missouri Gaming Commission keeps abreast of all gaming related issues, including internet gambling, changing technology and even smoking regulations. The MGC follows the direction of the legislature, and we do not anticipate proposing new legislation in the upcoming session.

Fiscal Year 2014 brought about casino credit legislation which became law in FY 2015. We currently have 8 of 13 riverboat gaming casinos offering credit to their patrons. Patrons must qualify for a ten thousand dollar line of credit and the loan must be paid back in cash within 30 days. Credit is extended to patrons for both electronic gaming devices and table games.

Dwindling casino revenues are a source of concern. It's no secret in the past few years both admissions and gaming taxes have declined. Over the past three fiscal years casino admissions have declined over 15% and gaming tax has decreased 6%. This year saw a small correction with casino gaming tax up 1%; however, casino admissions were down 2%. While MGC does not analyze the numbers we certainly monitor closely. We do know regional markets across the country have suffered as well. While we must maintain our regulatory stance, we recognize the need to be responsive to the gaming industry and any opportunities they conceive will bring additional revenue to their business, and more importantly the home dock cities and counties, and the State of Missouri.

Commissioners

Leland M. Shurin, *Chairman*



Leland M. Shurin (Kansas City) is managing partner at the Shaffer Lombardo Shurin law firm. Mr. Shurin has a general trial and business law practice in Kansas City. He has represented clients in litigation in all levels of trial and appellate courts in Missouri and in numerous jurisdictions outside of Missouri. His legal work has earned him numerous professional honors and he is recognized on both a regional and national level as an arbitrator and mediator. Both state and federal courts appoint him as a special master. Mr. Shurin earned his law degree from the University of Missouri-Kansas City and his undergraduate degree in economics from the University of Missouri. He is an avid reader of history and biographies. His interests also include traveling abroad and his collection of political campaign pins. He and his wife, Jill, have two married children and three grandchildren.

Diane C. Howard



Diane C. Howard (Cape Girardeau) is an attorney with the Limbaugh Firm in Cape Girardeau. She holds a bachelor's degree from Mississippi University for Women (Summa Cum Laude) and a Juris Doctorate from St. Louis University of Law. Before entering private practice, she served four years active duty with the United States Navy (JAG Corps) as a criminal prosecutor. She retired from the Navy Reserves after 25 years of total military service with the rank of Captain. Ms. Howard has served as a member of the Board of Governors of the Missouri Bar and has been active in many bar organizations. Ms. Howard has authored training materials and has presented nationally, regionally, and locally on various aspects of school law, personnel and employment law. She has served on boards and acted as a volunteer for many civic and non-profit organizations, most recently as a member of the Board of Trustees of the Cape Girardeau County Health Department for twenty years. In 2000, she was recognized by the Cape Girardeau Area Zonta Club as their "Woman of Achievement" for her contributions to the community through service and her profession. She is married, has two grown children and two grandchildren.

Brian Jamison



Brian Jamison (Columbia) is the manager of the Post Consumer Plastics Division of St. Joseph Plastics. Brian Jamison has served as an appointed member of the Missouri Board of Probation and Parole from 2008 to 2013. Previously, he was deputy director of the Missouri Department of Public Safety for three years, and a Missouri State Highway Patrol trooper for 14 years. Mr. Jamison is married with two children and five grandchildren. He serves on the board of The Crossing in Columbia, Missouri.

Larry D. Hale



Larry D. Hale (Glencoe) is the principal and owner of The Hale Law Firm in St. Louis. He is a graduate of Wartburg College, Waverly, Iowa and St. Louis University Law School, St. Louis, MO. Mr. Hale is a trial attorney, who practices primarily in the areas of corporate, institutional and insurance defense. He was an Assistant United States Attorney for the Eastern District of Missouri from 1979 through 1986, and served as an Assistant Special Counsel in Senator John Danforth's investigation of the government siege at Waco, Texas from 1999 to 2000. Larry Hale has received numerous professional awards and has served on several professional, educational and community boards. He is a former instructor in trial advocacy at Washington University Law School and has provided such instruction at Emory Law School in Atlanta, GA. Mr. Hale is the proud father of three children and four grandchildren.

Thomas Neer



Thomas Neer (Defiance) most recently served as the Sheriff of St. Charles County from 2005 to 2014. A native of St. Charles, he joined the sheriff's department as a deputy in 1974, working his way through the ranks as a sergeant, lieutenant and captain before being elected sheriff. Neer's experience includes professional law enforcement training on the local, state and federal level. He received the Medal of Valor, Meritorious Service Medal, and Optimist Club Officer of the Year and numerous other awards and commendations. Mr. Neer has served on many boards and task forces, and proposed the voter approved St. Charles County Police Department. Tom Neer attended William Jewell College, Southeast Missouri State University, and is a graduate of the FBI National Academy. Mr. Neer is married with one son, and one grandson.

Money to Worthy Causes



**Veterans
Commission
Capital
Improvement
Trust Fund**

\$26,806,819.71




**Missouri
National Guard
Trust Fund**

\$4,000,000.00



**MO College
Guarantee/Access
Missouri Financial
Assistance Fund**

\$5,000,000.00



**Compulsive
Gamblers Fund**

\$80,000.00

Missouri Gaming Commission						
Summary of Fund Transfers from Gaming Commission Fund						
Fiscal Year of Transfer	Veterans Commission Capital Improvement Trust Fund	Missouri National Guard Trust Fund	Mo College Guarantee / Access Missouri Financial Assistance Fund	Early Childhood Development, Education and Care Fund	Compulsive Gamblers Fund	Totals
FY 1994/1995	\$8,408,536.13					\$8,408,536.13
FY 1996	\$23,487,182.59					\$23,487,182.59
FY 1997	\$30,388,830.54					\$30,388,830.54
FY 1998	\$35,905,493.46					\$35,905,493.46
FY 1999	\$3,000,000.00	\$3,000,000.00	\$4,500,000.00	\$30,237,763.51		\$40,737,763.51
FY 2000	\$3,000,000.00	\$3,000,000.00	\$4,500,000.00	\$34,217,803.75		\$44,717,803.75
FY 2001	\$3,000,000.00	\$3,000,000.00	\$4,500,000.00	\$30,691,290.20	\$46,612.00	\$41,237,902.20
FY 2002	\$3,000,000.00	\$3,000,000.00	\$4,500,000.00	\$31,266,433.92	\$398,074.00	\$42,164,507.92
FY 2003	\$3,000,000.00	\$3,000,000.00	\$4,500,000.00	\$33,947,613.45	\$489,850.00	\$44,937,463.45
FY 2004	\$6,000,000.00	\$4,000,000.00	\$5,000,000.00	\$30,320,589.96	\$489,850.00	\$45,810,439.96
FY 2005	\$6,000,000.00	\$4,000,000.00	\$5,000,000.00	\$30,969,773.54	\$489,850.00	\$46,459,623.54
FY 2006	\$6,000,000.00	\$4,000,000.00	\$5,000,000.00	\$31,449,559.64	\$143,668.48	\$46,593,228.12
FY 2007	\$6,000,000.00	\$4,000,000.00	\$5,000,000.00	\$27,513,142.50	\$296,081.66	\$42,809,224.16
FY 2008	\$6,000,000.00	\$4,000,000.00	\$5,000,000.00	\$26,158,125.21	\$504,438.31	\$41,662,563.52
FY 2009	\$6,000,000.00	\$4,000,000.00	\$5,000,000.00	\$30,146,510.30	\$522,323.49	\$45,668,833.79
FY 2010	\$6,000,000.00	\$4,000,000.00	\$5,000,000.00	\$30,187,344.07	\$449,829.88	\$45,637,173.95
FY 2011	\$6,600,000.00	\$4,000,000.00	\$5,000,000.00	\$30,602,202.47	\$297,683.81	\$46,499,886.28
FY 2012	\$6,000,000.00	\$4,000,000.00	\$5,000,000.00	\$28,167,184.85	\$70,000.00	\$43,237,184.85
FY 2013*	\$30,492,690.60	\$4,000,000.00	\$5,000,000.00		\$150,000.00	\$39,642,690.60
FY 2014	\$26,837,608.59	\$4,000,000.00	\$5,000,000.00		\$150,000.00	\$35,987,608.59
FY 2015	\$26,806,819.71	\$4,000,000.00	\$5,000,000.00		\$80,000.00	\$35,886,819.71
Totals	\$251,927,161.62	\$63,000,000.00	\$82,500,000.00	\$425,875,337.37	\$4,578,261.63	\$827,880,760.62

* The 96th Missouri General Assembly passed House Bill 1731, which made major changes to the distribution of net proceeds (transfers) from the Gaming Fund. The bill removed the Early Childhood Development Education and Care Fund from the distribution formula, changed the order of distribution of the remaining funds in the formula and established that all remaining net proceeds be transferred to the Veterans Commission Capital Improvement Trust Fund.

Report on Competitiveness

COMPETITIVE TAX RATES AND FACILITIES

ILLINOIS	Commercial Gaming Graduated tax rate from 15% to 50% of gross gaming revenue, \$2 to \$3 admissions tax Net Effective Tax Rate Consumer spending on Commercial Casino Gaming Calendar Year 2014 Video Lottery Terminal Locations (<i>as reported in the IL Annual Report</i>)	10 Casinos 34.20% \$1.463 billion 4,675
INDIANA	Commercial Gaming Graduated tax rate from 15% to 40% of gross gaming revenue; \$3 per patron admissions tax At racinos the graduated slot tax is from 25% to 35% of gross gaming revenue Net Effective Tax Rate Consumer Spending on Commercial Casino Gaming Calendar Year 2014 <i>*(11 riverboat or land-based, 2 racetracks)</i>	13 Casinos* 28.80% \$2.157 billion
IOWA	Commercial Gaming Graduated tax rate with a maximum of up to 22% on gross gaming revenue at riverboats and land-based casinos and up to 24% at racetracks with slots and table games with gaming revenue exceeding \$100 million Net Effective Tax Rate Consumer Spending on Commercial Casino Gaming Calendar Year 2014 Native American Gaming <i>*(15 riverboat or land-based, 3 racetracks)</i>	18 Casinos* 22.10% \$1.396 billion 3-Class II
KANSAS	Commercial Gaming 22% state tax; 3% local government tax; 2% tax to fund problem gambling treatment Net Effective Tax Rate Consumer spending on Commercial Casino Gaming Calendar Year 2014 Native American Gaming	3 Casinos 27.00% \$353.54 million 5-Class II and III
MISSISSIPPI	Commercial Gaming Graduated tax of 8% on gaming revenues; up to 4% additional tax on gaming revenues may be imposed by local governments Net Effective Tax Rate Consumer Spending on Commercial Casino Gaming Calendar Year 2014 Native American Gaming	28 Casinos 11.90% \$2.068 billion 3-Class II
OKLAHOMA	Racetrack Casinos (Graduated state tax from 10-30% on gross gaming revenue; 9% tax to state racing commission, varying payments to horse men, breeders and purses depending on track gaming revenues) Consumer Spending on Commercial Casino Gaming Calendar Year 2014 Native American Gaming	2 Racinos-Class III \$111.37 million 122-Class II and III

Data compared on calendar year basis. Sources: Rubin Brown Gaming Stats 2015, American Gaming Association

MISSOURI COMPETITIVENESS

Commercial Gaming -- 13 casinos

21% tax on gross gaming revenue

(90%/10% split - State/home dock community respectively)

\$2 per patron admission fee, per excursion, split between home dock community and the state

Net Effective Tax Rate

Commercial Casinos -- 26.3%

Missouri ranked #9 in total state tax gaming revenues

(reflecting a 3.4 decrease over the prior calendar year)

Missouri ranked #8 in consumer spending on commercial casino gaming

with \$1.66 billion AGR for Calendar Year 2014

(reflecting a 2.8 decrease over the prior calendar year)

St. Louis, Mo/Illinois is listed as #7 in the top U.S. Casino Markets

Calendar Year 2014, with \$2.108 billion AGR

Kansas City, MO/KS (includes St. Joseph) is listed as #11 in the top U.S. Casino Markets

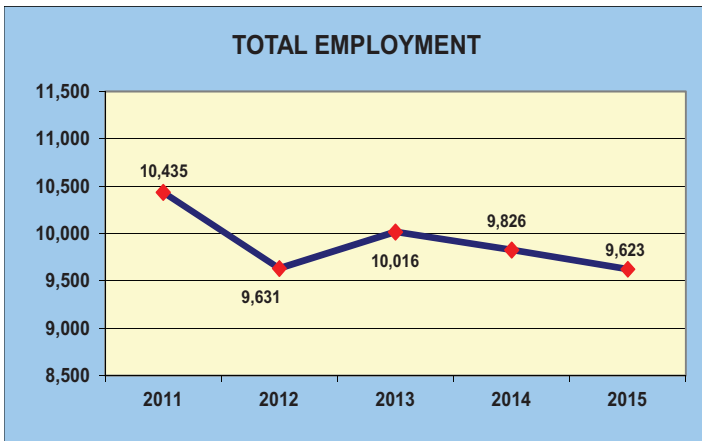
Calendar Year 2014, with \$891.85 million AGR

Sources: Rubin Brown Gaming Stats 2015, American Gaming Association

Economic Impact

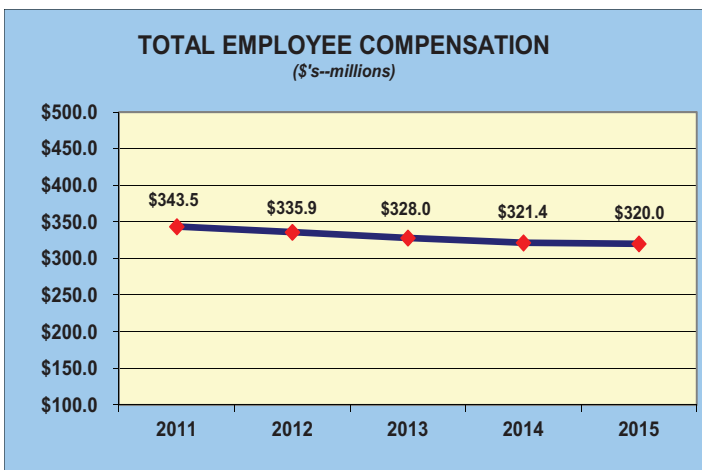
In FY 2015, Missouri casinos:

- Employed **9,623** people
- Paid Wages of **\$320 million**
- Contributed **\$353.2 million** in direct gaming taxes to state and local home-dock governments
- Contributed **\$87.7 million** in total state admission fees to special state funds and home-dock governments
- Earned **\$1.682 billion** in gross gaming revenue
- Paid total real estate and sales taxes of **\$69.4 million**, for a combined total of gaming and other taxes of **\$510.3 million**
- Invested a total of **\$3 billion** in capital investments to date



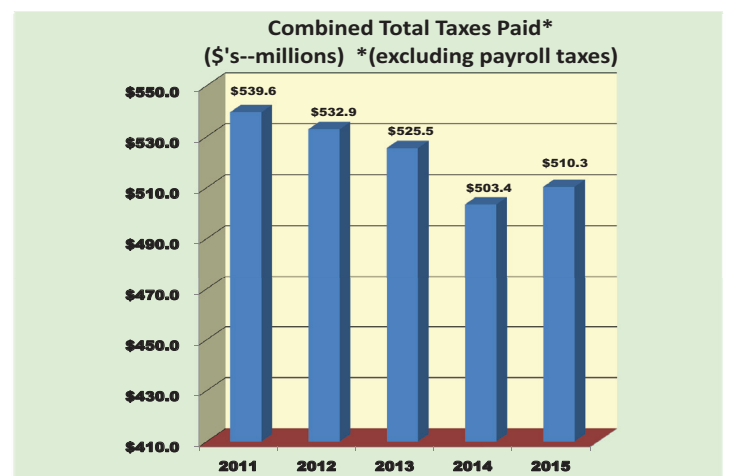
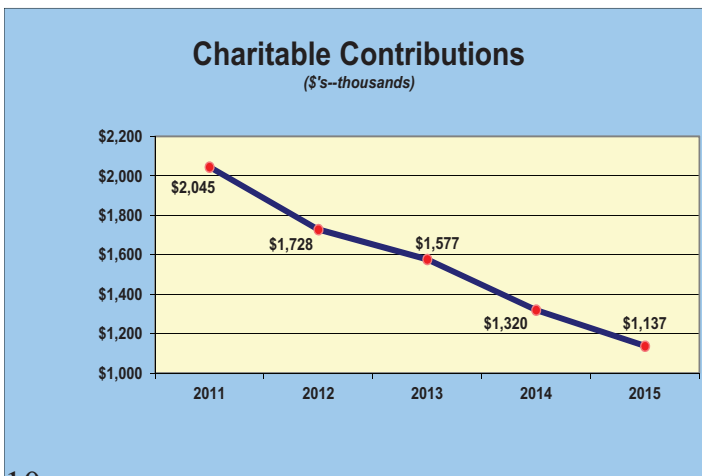
TOTAL EMPLOYMENT

CASINO	2011	2012	2013	2014	2015
Ameristar Kansas City	1,318	1,153	1,129	1,108	1,128
Ameristar St. Charles	1,564	1,443	1,509	1,540	1,626
Argosy	946	826	770	746	738
Harrah's Maryland Heights	1,349	1,255			
Hollywood Maryland Heights			1,262	1,140	1,134
Harrah's North Kansas City	1,061	973	944	985	941
Isle of Capri - Boonville	493	491	493	463	471
Isle of Capri - Cape Girardeau			506	465	451
Isle of Capri - Kansas City	485	425	387	369	377
Lady Luck - Caruthersville	312	311	290	249	236
Lumière Place	1,346	1,290	1,209	1,199	1,008
River City	979	965	1,035	1,092	1,041
Mark Twain	311	233	228	229	232
St. Jo Frontier	271	266	254	241	240
TOTAL EMPLOYMENT	10,435	9,631	10,016	9,826	9,623



TOTAL EMPLOYEE COMPENSATION

CASINO	2011	2012	2013	2014	2015
Ameristar Kansas City	\$ 42.2	\$ 41.0	\$ 37.6	\$ 36.9	\$ 34.9
Ameristar St. Charles	\$ 51.0	\$ 49.5	\$ 48.0	\$ 46.5	\$ 47.4
Argosy	\$ 36.6	\$ 35.1	\$ 31.1	\$ 28.8	\$ 29.0
Harrah's Maryland Heights	\$ 47.6	\$ 45.2	\$ 12.7		
Hollywood Maryland Heights			\$ 30.0	\$ 41.1	\$ 39.6
Harrah's North Kansas City	\$ 38.4	\$ 37.6	\$ 34.9	\$ 36.2	\$ 35.3
Isle of Capri - Boonville	\$ 13.9	\$ 13.8	\$ 14.4	\$ 12.6	\$ 12.9
Isle of Capri - Cape Girardeau			\$ 10.4	\$ 12.7	\$ 13.3
Isle of Capri - Kansas City	\$ 18.9	\$ 18.9	\$ 17.1	\$ 15.4	\$ 16.9
Lady Luck - Caruthersville	\$ 8.9	\$ 9.6	\$ 8.6	\$ 8.0	\$ 7.5
Lumière Place	\$ 40.6	\$ 41.3	\$ 39.3	\$ 37.3	\$ 34.2
River City	\$ 31.6	\$ 30.9	\$ 30.3	\$ 33.0	\$ 35.8
Mark Twain	\$ 5.5	\$ 5.4	\$ 5.6	\$ 5.7	\$ 5.9
St. Jo Frontier	\$ 8.3	\$ 7.6	\$ 8.0	\$ 7.2	\$ 7.3
TOTAL EMPLOYEE COMPENSATION	\$ 343.5	\$ 335.9	\$ 328.0	\$ 321.4	\$ 320.0



Missouri Gaming Commission Fund Balance Report
Revenue from Cash Receipts
Fiscal Year 2015 as of June 30, 2015

Beginning Balance **\$637,608.59**

Revenue	
License Fees	
Gaming License Application Fee	\$300,000.00
Bingo License Fee	\$22,435.00
Bingo Hall Provider License	\$4,650.00
Bingo Supplier License	\$2,000.00
Bingo Manufacturer License	\$6,000.00
Level 1 Occupational License Application Fee	\$15,000.00
Level 2 Occupational License Application Fee	\$198,850.00
Supplier Level 2 Occupational Lic Application Fee	\$5,850.00
Supplier Level 2 Annual Occupational License	\$25,800.00
Renewal Gaming License Renewal Fee	\$300,000.00
Level 1 Occupational License Renewal Fee	\$12,800.00
Level 2 Occupational License Renewal Fee	\$469,195.00
Supplier License Application Fee	\$10,000.00
Supplier Annual License Renewal Fee	\$190,000.00
Replacement Gaming License	\$21,245.00
Class A - Key License Renewal Fee	\$37,300.00
Supplier Key & Level 1 Application Fee	\$29,000.00
Supplier Key & Level 1 License Fee	\$18,750.00
Liquor License	\$6,500.00

Total License Fees **\$1,675,375.00**

Reimbursements	
MGC Reimbursement - Company Background	\$55,919.73
MGC Reimbursement - Level 1 Background	\$177,850.12
MGC Reimbursement - Supplier Background	\$418,087.85
MGC Reimbursement - Enforcement	\$16,925,334.00

Total Reimbursements **\$17,577,191.70**

Other Income	
Admission Fees	\$44,222,952.50
Time Deposits Interest	\$1,891.24
US/Agency Securities Interest	\$12,563.61
Employee Personal Exp Reimbursement	\$160.96
Appropriated Transfer In	\$7,831.55
Vendor Refunds	\$286.71
Other Refunds	\$4,590.49
Rebates	\$3,415.30
Other Misc. Receipts	\$183.41
Cancelled Checks	\$19.62

Total Other Income **\$44,253,895.39**

Total All Revenue **\$63,506,462.09**

Gaming Commission Expenses	
Salaries	\$13,818,787.15
Fringe Benefits	\$9,447,079.05
Travel In-State	\$72,114.86
Travel Out-of-State	\$136,648.30
Supplies	\$74,524.06
Professional Development	\$58,063.17
Communication Services & Supplies	\$301,555.39
Professional Services	\$262,310.51
Housekeeping & Janitor Services	\$1,350.00
Maintenance & Repair Services	\$138,709.45
Computer Equipment	\$232,341.66
Office Equipment	\$15,876.49
Other Equipment	\$1,449.58
Property and Improvements	\$240.10
Building Lease Payments	\$750.00
Equipment Rental & Leases	\$1,025.37
Building Lease Payments	\$446,099.86
Miscellaneous Expenses	\$28,492.81

Total MGC Expenses **\$25,037,417.81**

Other Expense & Transfers	
Attorney General Salaries	\$111,790.00
Attorney General Expense & Equipment	\$34,856.00
MSHP Vehicle Maintenance	\$328,664.89
MSHP Gasoline	\$524,398.21
MSHP Automotive Tech PS	\$4,636.89
MSHP Administration	\$2,462.12
MSHP Academy PS	\$164,661.57
MSHP Academy E&E	\$70,174.64
MSHP Admin PS	\$31,729.86
MSHP Institution	\$50,281.00
MSHP Replacement Garage Troop F	\$47,862.46
Vehicle Replacement	\$205,920.00
Refunds	\$150.00
Juvenile Court Diversion	\$454,272.93

Total Other Expenses & Transfers **\$2,031,860.57**

Appropriated Transfers	
Veterans Commission CI Trust Fund	\$25,137,608.59
Missouri National Guard Trust Fund	\$4,000,000.00
Missouri College Guarantee Fund Transfer	\$5,000,000.00
Compulsive Gamblers Fund Transfer FY 2014	\$80,000.00
Cost Allocation Plan Transfer to General Revenue	\$550,364.00

Total Appropriated Transfers **\$34,767,972.59**

Total All Expenses & Transfers **\$61,837,250.97**

Cash Balance* **\$2,306,819.71**

*On July 14, 2015 the remaining cash balance was distributed to the Veteran's Capital Improvement Trust Fund

Charitable Gaming

Charitable Gaming includes licensed bingo and other associated games such as pull-tabs, merchandise coin boards, and event tickets. Bingo was legalized in 1980 and came under the Missouri Gaming Commission on July 1, 1994. The operation of bingo and the other associated games is restricted to qualified licensed, religious, charitable, fraternal, veteran, and service organizations. The Charitable Games Division also licenses hall providers, suppliers, and manufacturers of bingo products.

All proceeds over and above the actual cost of conducting bingo must be used for charitable, religious, or philanthropic purposes of the organization, and no part of the net earnings may inure to the benefit of any individual member of the organization. Bingo proceeds collected by not-for-profit organizations are used to fund various projects such as veterans homes, drug awareness programs, prevention of child abuse, cancer care and research, Alzheimer's care and research, Boy & Girl Scouts, various religious organizations, scholarships, sight and hearing care for impoverished citizens, and many more.

More than \$100 million has been generated in tax revenue since bingo was legalized. The chart below represents the actual tax reported for bingo paper and pull-tabs for the past five fiscal years. All bingo tax is deposited into the Proceeds for Education Fund. Although pull-tab sales have fluctuated, a comparison of tax paid per file period continues to show a decline in the overall taxes reported for bingo paper and pull-tab sales combined.

Actual Tax Reported For File Period					
YEAR	FY11	FY12	FY13	FY14	FY15
PAPER	\$1,182,732.14	\$1,121,960.79	\$1,082,969.37	\$952,436.66	\$905,442.01
PULL-TAB	\$954,922.01	\$952,288.73	\$975,659.12	\$866,789.11	\$871,079.93
TOTAL	\$2,137,654.15	\$2,074,249.52	\$2,058,628.49	\$1,819,225.77	\$1,776,521.94

The charts below reflect the total bingo taxes deposited and the total number of licensees over the past four years. The bingo tax deposited is different than the tax reported per file period because of the due date of reporting. Reports are due the last day of the month following the month in which the bingo card or pull-tab was sold; therefore, the tax collected for certain file periods during the fiscal year may be included in different fiscal year deposits.

Total Deposits into Proceeds For Education				
Year	FY12	FY13	FY14	FY15
Tax Collected	\$2,113,377.22	\$2,000,964.76	\$1,810,598.95	\$1,770,286.18
Interest Earned	\$7,663.24	\$7,288.77	\$3,973.06	\$1,145.51
Total	\$2,121,040.46	\$2,008,253.53	\$1,814,572.01	\$1,771,431.69

TYPE OF LICENSE	FY12	FY13	FY14	FY15
REGULAR BINGO	315	299	274	256
SPECIAL BINGO (Valid for one event from 1 to 7 days)	295	265	258	304
ABBREVIATED PULL-TAB (Valid for 24 hours, limit 15 per calendar year)	144	152	143	135
SUPPLIER	2	2	2	2
MANUFACTURER	9	8	7	6
HALL PROVIDER	95	90	86	75

Missouri State Highway Patrol

The Gaming Division, pursuant to a memorandum of understanding with the Missouri Gaming Commission, provides criminal and regulatory enforcement of gaming operations within the state. Under the command of Captain Christopher S. Jolly, the division is divided into four sections: Administrative Services, Investigations, Eastern District Enforcement and Western District Enforcement. The Gaming Division is one of the Patrol's largest divisions, with an authorized strength of 128 uniformed members and three civilians. The staffing of 128 troopers assigned to the Gaming Division does not impact or reduce the number of troopers assigned to patrol Missouri roadways, as allocated by the legislature.

The Gaming Division was established on May 1, 1994, by order of Colonel Fred M. Mills, and was the first new division established within the Patrol since the creation of the Division of Drug and Crime Control in 1983. Strict criminal and regulatory enforcement, as well as meticulous investigations are essential elements to the successful regulation of legalized gambling in Missouri. Because of its history of service with distinction and integrity, the Patrol was given the responsibility of providing investigative, regulatory and criminal law enforcement services, which ultimately police the gaming industry.

The Administrative Services Section, under the supervision of Lieutenant Mark A. Bielawski oversees criminal records, case management, training, overtime, recruiting, personnel actions and special projects.

The Investigations Section, under the supervision of Lieutenant Edward J. Aylward is divided into two units, the Investigative Unit and the Charitable Games Unit. The Investigative Unit conducts extensive background investigations to determine the suitability of licensees, suppliers and vendors. The Charitable Games Unit oversees 269 licensed bingo operators and is also charged with conducting background investigations on both charitable gaming and riverboat supplier companies. The Investigations Section also oversees the collection and preservation of evidence and motor equipment fleet management.

The Enforcement Section is divided into two districts. The Eastern District is under the supervision of Lieutenant John M. Enderle. The Western District is under the supervision of Lieutenant Andrew O. Tourney. Officers assigned to the Enforcement Units are responsible for enforcing both Missouri criminal statutes and Missouri Gaming Commission regulations on the 13 licensed casino properties.

All four sections of the Patrol's Gaming Division are provided clerical support from the Administrative Office Support Assistant, Ms. Jonna R. Farley; Clerk Typist, Ms. Meghan E. Basinger; and Clerk Typist, Mrs. Rachel M. Thowe.

The following chart depicts arrests for all casinos statewide:

2015 MSHP-GD FISCAL YEAR CASINO ARREST													
BOAT	JUL	AUG	SEP	OCT	NOV	DEC	JAN	FEB	MAR	APR	MAY	JUN	TOTALS
Ameristar KC	68	85	92	90	80	71	107	103	63	77	81	91	1008
Ameristar SC	15	18	23	25	17	20	51	43	52	42	25	21	352
Argosy	23	22	18	32	8	25	61	43	33	61	42	42	410
Harrah's NKC	12	16	10	16	13	12	15	10	37	16	36	15	208
Hollywood - STL	27	28	13	8	20	27	25	40	24	23	18	23	276
Isle of Capri - Boonville	7	1	3	3	11	4	8	4	2	5	2	1	51
Isle of Capri - Cape	3	5	4	3	1	9	1	5	3	6	8	6	54
Isle of Capri - KC	23	20	11	6	7	17	23	14	12	28	15	6	182
Lady Luck/ IOC	0	1	0	4	1	2	1	3	2	1	0	3	18
Lumiere Place	170	163	169	150	143	149	270	204	152	159	146	159	2034
Mark Twain	0	0	2	0	2	6	0	1	0	2	5	2	20
River City	85	14	26	78	20	60	36	103	35	57	60	50	624
St. Jo Frontier	1	2	0	2	3	9	6	5	1	3	4	0	36
TOTALS	434	375	371	417	326	411	604	578	416	480	442	419	5273

Ameristar Casino Kansas City

General Manager: Rodney Centers
 3200 N. Ameristar Drive
 Kansas City, Missouri 64161
 (816) 414-7000

Date Licensed: December 19, 2000
 Gaming Space: 140,000 Square Feet
 Electronic Gaming Devices: 2,253
 Table Games: 74
 Buffet, (4) Specialty Restaurants, Deli, & Food Court
 Parking Garage
 184-Room Hotel
 18-Screen Movie Theatre, Concert Hall

Total Capital Investment in Property since Company
 Purchase: \$453,449,279
 Total Capital Investment in Property for
 Fiscal Year: \$7,693,028
 Total Employee Compensation: \$34,875,362
 Real Estate/Personal Property Tax: \$4,532,412
 State Sales Tax: \$1,674,759
 State Withholding Tax on Jackpots: \$1,659,711
 Federal Withholding Tax on Jackpots: \$2,407,466
 City Lease Payments: \$140,000
 Charitable Donations: \$149,551
 Total Employment: 1,128
 Minority Employment: 433
 Female Employment: 507

City of Kansas City

Equipment	Actual FY 2013-14	Adopted FY 2014-15	Adopted FY 2015-16
City Fleet Replacement	\$ 4,400,473	\$ 4,026,756	\$ 3,844,922
Channel 2 TV Equipment	\$ -	\$ -	\$ 63,913
Smart Cities Initiative	\$ -	\$ -	\$ 300,000
Equipment Total:	\$ 4,400,473	\$ 4,026,756	\$ 4,208,835
Capital Maintenance			
Bridges			
Bridge Rehabilitation	\$ 569,864	\$ -	\$ -
Subtotal:	\$ 569,864	\$ -	\$ -
Streetlight System			
Streetlight Upgrade Debt Service	\$ 4,745,882	\$ 9,427,900	\$ 5,744,156
Subtotal:	\$ 4,745,882	\$ 9,427,900	\$ 5,744,156
Public Facilities			
Tree Trimming	\$ 1,487,080	\$ 947,644	\$ 1,429,438
City Market Debt Service	\$ 79,507	\$ -	\$ 416,663
Soccer Village	\$ 967,126	\$ -	\$ 722,896
Kemper Arena	\$ 206,525	\$ -	\$ 83,191
Public Garages Debt Service	\$ 1,845,601	\$ -	\$ 465,195
Kauffman Performing Arts Center Garage Debt Service	\$ 148,500	\$ 132,700	\$ 109,626
Subtotal:	\$ 4,734,339	\$ 1,080,344	\$ 3,227,009
Capital Maintenance Total:	\$ 10,050,085	\$ 10,508,244	\$ 8,971,165
Total Gaming Funds Allocated:	\$ 14,450,558	\$ 14,535,000	\$ 13,180,000

Source: City of Kansas City



Swope Soccer Village



City Market

*Improvements
 Accomplished from
 Local Gaming
 Revenues*

Ameristar Casino St. Charles

General Manager: Howard (Ward) Shaw
 1 Ameristar Blvd.
 St. Charles, Missouri 63301
 (314) 940-4300


Date Licensed: December 19, 2000
 Gaming Space: 130,000 Square Feet
 Electronic Gaming Devices: 2,512
 Table Games: 77
 Buffet, (6) Specialty Restaurants & Deli
 397-Room Hotel
 Meeting space, Ballrooms
 Parking Garage

Total Capital Investment in Property since Company
 Purchase: \$800,741,138
 Total Capital Investment in Property for
 Fiscal Year: \$4,831,780
 Total Employee Compensation: \$47,448,155
 Real Estate/Personal Property Tax: \$7,676,788
 State Sales Tax: \$3,037,088
 State Withholding Tax on Jackpots: \$2,778,058
 Federal Withholding Tax on Jackpots: \$2,655,343
 Charitable Donations: \$146,771
 Total Employment: 1,626
 Minority Employment: 648
 Female Employment: 743

CITY OF ST. CHARLES

DESCRIPTION	Actual CY 2014	Budget CY 2015
Stormwater Projects:		
Debt Service - Stormwater Bonds	\$ 767,000	\$ 769,000
NPDES Phase II Program	-	30,000
Creek Cleaning & Maintenance	-	10,000
Elm Street Drive Slope Repair	-	120,000
Cole Creek - Shadow Wood Restoration	414,698	-
Comprehensive Stormwater Plan	444,913	-
Other Stormwater Improvements	123,265	-
Street Projects:		
Sidewalk Extension Programs	-	30,000
Unidentified Street Projects	85,957	300,000
Boschertown Road Phase II	11,961	800,000
Street Surface Repairs - Asphalt	88,672	-
Street Surface Repairs- Concrete	-	20,250
Bridge/ Culvert Maintenance	-	185,000
Interchange Enhancements	-	25,000
Sibley Street Culvert Replacement	-	55,000
Preliminary Design for Outside Funding	29,119	80,000
Zumbehl-Friedens Road Pavement Repair	-	292,000
Droste Road Construction	-	50,000
Street Light Maintenance	68,274	80,000
Gas Light Maintenance	31,603	25,000
Street Light Painting	25,347	20,000
LED Traffic Signal Head Replacements	30,424	30,000
Sign Replacement Program	70,196	60,000
5th Street/ Little Hills Traffic Signal	-	260,000
Emergency Power Back-up Systems for Traffic Signals	-	45,000
Signal Maintenance	8,110	30,000
Traffic Calming	-	15,000
Street Lighting Projects - New Installations	3,150	30,000
Dump Truck w/ Plow & Spreader	409,692	135,000
Miscellaneous Equipment	-	31,500
Street Department Facility	2,265	-
Parking Garage Structural Repairs	74,297	-
West Clay Extension	1,153,614	-
5th Street Gateway	56,871	-
I-70 Pedestrian Bridge Study	233,299	-
Flashing Yellow Arrow Signal Improvements	11,543	-
LED Street Name ID Signs	13,498	-
Medium Duty Work Trucks	49,585	-
Facilities Maintenance:		
Senior Center Improvements	-	10,000
City Hall Window Replacement	-	15,000
St. Charles Historical Society Improvements	20,915	-
Foundry Art Center	22,487	-
Police Department:		
Personnel Costs	5,190,823	5,315,461
Fire:		
Personnel Costs	3,242,677	3,118,039
Construction of Fire Station 4	76,747	-
Economic Development/Redevelopment:		
Development	124,715	100,000
Arena Project	240,000	300,000
Bangert Island	87,600	43,750
Foundry Art Center- Debt Service/ Parking Lot Lease	165,000	165,000
Community Development		
Façade Improvement	1,683	30,000
	<u>\$ 13,380,000</u>	<u>\$ 12,625,000</u>

Source: City of St. Charles



Asphalt Paving



Structural Garage Improvements



Medium Duty Work Truck

*Improvements
 Accomplished from
 Local Gaming
 Revenues*

Argosy Riverside Casino

General Manager: Aaron Rosenthal
 777 NW Argosy Parkway
 Riverside, Missouri 64150
 (816) 746-3100

Date Licensed: June 22, 1994
 Gaming Space: 62,000 Square Feet
 Electronic Gaming Devices: 1,496
 Table Games: 34
 Buffet, (2) Specialty Restaurants, Deli, & Coffee House
 258-Room Hotel
 Meeting Space
 Parking Garage

Total Capital Investment in Property since Company Purchase: \$75,453,039
 Total Capital Investment in Property for Fiscal Year: \$2,229,731
 Total Employee Compensation: \$29,005,698
 Real Estate/Personal Property Tax: \$2,839,273
 State Sales Tax: \$1,124,323
 State Withholding Tax on Jackpots: \$1,366,174
 Federal Withholding Tax on Jackpots: \$1,633,635
 City Lease Payments: \$4,154,399
 Charitable Donations: \$150,238
 Total Employment: 738
 Minority Employment: 315
 Female Employment: 375



New Truck



Fire Marshall Truck

*Improvements
 Accomplished from
 Local Gaming
 Revenues*

City of Riverside

Assistance to Other Entities

Northland Health Care	\$	35,000
Miles of Smiles		15,000
Transitional Housing		15,000
Platte Senior Services		20,000
American Red Cross		3,000
Synergy		7,500
Park Hill School District		23,500
MOCSA		5,000
Girls on the Run		3,000
YMCA Scholarships		3,000

Major Thoroughfare/Infrastructure

Street Maintenance Program	\$	316,000
----------------------------	----	---------

Economic Development

900 Acre Commerical Park	\$	2,730,000
--------------------------	----	-----------

Equipment Purchases

Public Works Equipment/Vehicles	\$	168,200
Public Safety Equipment/Vehicles		154,400
Computer Equipment		38,000
City Hall Vehicle		24,900
Mobile CAD		21,000
In-Car Video		108,400

Community Services

Ambulance Services for Residents	\$	90,900
Transit Services for Residents		15,000
City Wide Trash Collection		80,300
Residents Community Center Memberships		217,700

Other Improvements

Other Facility Improvements	\$	81,800
-----------------------------	----	--------

Total for FY 2014-2015 \$ 4,176,600

Source: City of Riverside

Harrah's North Kansas City

General Manager: Thomas Cook
 One Riverboat Drive
 North Kansas City, Missouri 64116
 (816) 472-7777

Date Licensed: September 22, 1994
 Gaming Space: 63,300 Square Feet
 Electronic Gaming Devices: 1,391
 Table Games: 66
 Buffet, (3) Specialty Restaurants, Coffee House
 392-Room Hotel
 Meeting Space
 Parking Garage

Total Capital Investment in Property since Company
 Purchase: \$437,985,495
 Total Capital Investment in Property for
 Fiscal Year: \$6,293,212
 Total Employee Compensation: \$35,339,597
 Real Estate/Personal Property Tax: \$3,270,210
 State Sales Tax: \$1,286,179
 State Withholding Tax on Jackpots: \$2,085,921
 Federal Withholding Tax on Jackpots: \$1,622,590
 City Lease Payments: \$3,168,309
 Charitable Donations: \$182,203
 Total Employment: 941
 Minority Employment: 346
 Female Employment: 443



Solar Array on Fire Station

*Improvements
 Accomplished from
 Local Gaming
 Revenues*

City of North Kansas City

	FY 2013-2014		FY 2014-2015	
	Actual Expenditures	Budget	Actual Expenditures	Budget
Capital Outlay				
Land Acquisition				
Other	\$ 2,127	\$ 250,000		
Demolish Purina Mill	36,250	3,000,000		
Hillside Acquisition	1,115	35,000		
Brownfields Redevelopment	218,127	7,000,000		
Total Land Acquisition	\$ 257,620	\$ 10,285,000		
Land Improvements				
Beautification Projects	\$ 4,949	\$ 10,000		
Total Land Improvements	\$ 4,949	\$ 10,000		
Buildings				
Administration				
1041 Burlington	-	\$ 519,000		
Total Buildings	\$ -	\$ 519,000		
Building Improvements				
Fire Department				
Modify Station #1	\$ 33,226	\$ -		
Station #1 Training Room Update	-	50,000		
Station #1 Roof Repair	132,457	-		
Station #1 Solar Panels	65,774	-		
Station #2 Solar Panels	49,331	-		
Station #2 Generator	91,229	-		
Station #1 Generator	-	150,000		
Police Facility-Painting	-	35,000		
Police Facility-Flooring	-	30,000		
Animal Control HVAC Units	-	13,000		
Firing Range	-	25,000		
Administration				
City Hall Solar Panels	65,774	-		
City Hall Roof Repair	181,633	-		
Public Works - Buildings & Grounds				
Storage/Garage Building	-	34,000		
Solar Panels	65,774	-		
Total Building Improvements	\$ 685,199	\$ 337,000		
Equipment				
Administration				
Move Municipal Court Records	\$ -	\$ 11,000		
Fire Department				
Staff Car	35,649	-		
Ladder Truck	1,123,578	-		
Ambulance Cots	13,995	-		
Power-Load Systems	-	60,000		
Firefighter Personal Protective Equip.	14,697	37,000		
Heart Monitors (3)	75,000	-		
Advanced Life Support Equipment	46,505	-		
Beds (17)	5,658	-		
Bi-Directional Radio Repeaters (3)	-	30,000		
Ambulance	199,351	-		
Police Department				
Body Worn Video Cameras	-	27,000		
Weapons Mounted Light Systems	13,632	-		
Parking Control Vehicle	24,744	-		
Speed Monitoring Devices	3,995	-		
Mobile Fixed License Plate Readers	56,183	-		
Police Vehicles	172,572	55,000		
Body Armor	-	14,347		
Tactical Body Armor	-	24,000		
Public Works - Administration				
1041 Burlington Contents	-	5,000		
Map and Large Document Printer	43,861	-		
Public Works - Buildings & Grounds				
Zero Radius Diesel Mower (2)			17,268	-
Two-Winged 15 Foot Mower			-	61,000
Tractor 4WD 32HP			18,478	-
Pickup Truck Replacement			40,720	-
Snow Pusher & Box Broom for Bobcat			6,256	-
Snow Blower/Plows for Grasshopper			4,991	-
US Flags & Brackets			-	5,627
All Terrain Vehicle			11,824	-
Total Equipment			\$ 1,969,628	\$ 693,074
Information Technology				
Fire Department				
Fire Prevention Codes Field Reporting	\$ -	\$ 20,000		
Apparatus Laptops (6)			29,781	-
EMS Field Reporting Software			25,200	-
Crime & Crash Mapping Software			-	14,300
Interdepartmental				
Computer Upgrades/All Departs.			26,162	25,000
Printers - ID Cards			2,030	-
Council Chamber PA Upgrade			-	30,000
UPS Server Room Battery Replace			-	10,000
Security Camera Additions			33,435	-
DVR/Surveillance Recording System			-	100,000
Work Order System			-	100,000
Laserfiche Upgrade			44,825	-
Total Information Technology	\$ -	\$ 299,300	\$ 161,432	\$ 299,300
Infrastructure				
Administration				
Time Capsule Plaza	\$ 320	\$ -		
Downtown Streetscape Improvements			-	50,000
Total Infrastructure	\$ 320	\$ 50,000	\$ 320	\$ 50,000
Services				
Public Relations				
Business Council	\$ 17,159	\$ 25,000		
Employee Wellness Program	20,022	25,100		
Neighborhood Day	87	-		
Regional Forensic Lab	-	44,500		
KC Crime Commission	5,000	5,000		
Clay County Investigative Squad	-	7,500		
Petition/Single Audit Costs	-	25,000		
Designing/Engineering	-	20,000		
Other Professional Services	26,319	278,000		
Rental - Parking	3,000	21,269		
General Liability Insurance	10,451	13,000		
Trash Hauling	260,515	270,000		
Rent Repayment to Harrah's	-	314,472		
Contingencies	55	200,000		
Total Services	\$ 350,047	\$ 1,304,341	\$ 350,047	\$ 1,304,341
Partnerships				
River Bed Degradation Study	\$ 25,000	\$ -		
Children's Fountain Repairs	-	35,000		
Streetcar Study	200,449	-		
Total Partnerships	\$ 225,449	\$ 35,000	\$ 225,449	\$ 35,000
Interfund Transfers Out				
Transfer to Community Center	\$ 93,933	\$ -		
Transfer to Park Fund - Operations	55,000	55,000		
Transfer to Park Fund - Dagg Park Imp.	785,000	247,695		
Transfer to Community Ctr - Roof Repairs	299,867	-		
Transfer to Library	4,000	179,000		
Transfer to Communications Fund	40,000	-		
Transfer to Transportation	-	45,000		
Transfer to WPC	187,866	-		
Total Interfund Transfers Out	\$ 1,465,666	\$ 526,695	\$ 1,465,666	\$ 526,695
TOTAL EXPENDITURES	\$ 5,120,310	\$ 14,059,410	\$ 5,120,310	\$ 14,059,410

SOURCE: City of North Kansas City

Hollywood Casino

General Manager: Todd George
 777 Casino Center Drive
 Maryland Heights, Missouri 63043
 (314) 770-8100

Date Licensed: March 11, 1997
 Gaming Space: 120,000 Square Feet
 Electronic Gaming Devices: 2,110
 Table Games: 78
 Buffet, (5) Specialty Restaurants, Coffee House
 502-Room Hotel
 Meeting Space
 Parking Garage

Total Capital Investment in Property since Company
 Purchase: \$81,613,880
 Total Capital Investment in Property for
 Fiscal Year: \$16,239,151
 Total Employee Compensation: \$39,584,656
 Real Estate/Personal Property Tax: \$18,188,629
 State Sales Tax: \$1,305,814
 State Withholding Tax on Jackpots: \$2,516,896
 Federal Withholding Tax on Jackpots: \$1,880,390
 Charitable Donations: \$67,687
 Total Employment: 1,134
 Minority Employment: 540
 Female Employment: 546

City of Maryland Heights

	2013	2014
General Fund		
Operating expenses-Police Department	\$1,500,000	\$1,500,000
Other operating costs	2,450,000	2,450,000
Total Operating Expenses	3,950,000	3,950,000
Residential trash, recycling, and yard waste services	1,786,671	1,826,721
Total General Fund	5,736,671	5,776,721
Parks Fund		
Provides funding for park and recreation programs	439,688	388,209
Capital Improvements		
Street maintenance-concrete and asphalt	1,465,310	992,150
Right-of-way enhancements	26,436	44,320
Park expansion	0	290,528
Fee Fee Road	0	193,522
Pheasant Run Drive	866,242	0
Driftwood Lane	420,429	591
Various sidewalk projects	173,744	357,287
Other street improvements	0	57,386
Traffic light updates	0	152,156
Government Center modifications	1,786	47,471
Government Center parking lot expansion	2,289	0
Reading Avenue	1,562,431	64,992
Progress Parkway	168,335	855,604
McKelvey Woods Court	165	0
Grissom Drive	289,645	0
Adie Road	514,427	69,421
Park improvements	50,361	11,539
Walking/Biking Trails	50,000	37,423
Public Works Dump Trucks	271,630	145,997
Computer upgrades	3,215	0
Capital project management	441,975	553,027
Total Capital Improvement Expenditure	6,308,420	3,873,414
Community Center Construction	867,500	1,000,000
Total expenditures of gaming funds	\$13,352,279	\$11,038,344
Summary of gaming taxes received and used 2013-14:		
Total expenditures 2013-2014	\$24,390,623	
Total gaming taxes received 2013-2014	\$20,697,435	
Use of gaming taxes from prior years	(\$3,693,188)	

Source: City of Maryland Heights



Driftwood Lane Improvements



Glenpark Sidewalks



Government Center Parking Lot Expansion

*Improvements
 Accomplished from
 Local Gaming
 Revenues*

Isle of Capri - Boonville

General Manager: Barron Fuller
 100 Isle of Capri Boulevard
 Boonville, MO 65233
 (660) 882-1200

Date Licensed: December 6, 2001
 Gaming Space: 28,000 Square Feet
 Electronic Gaming Devices: 933
 Table Games: 21
 Buffet, (1) Specialty Restaurant & Deli
 Meeting Space, Ballroom
 140-Room Hotel

Total Capital Investment in Property since Company Purchase: \$113,325,000
 Total Capital Investment in Property for Fiscal Year: \$4,173,000
 Total Employee Compensation: \$12,879,000
 Real Estate/Personal Property Tax: \$561,000
 State Sales Tax: \$349,000
 State Withholding Tax on Jackpots: \$884,000
 Federal Withholding Tax on Jackpots: \$1,732,000
 Charitable Donations: \$18,000
 Total Employment: 471
 Minority Employment: 64
 Female Employment: 263

City of Boonville

	FY2014-15		FY2014-15
Howard County Sheriff's Department	\$ 27,000	Energy Conservation Measure	\$ 302
Howard County Prosecuting Attorney	15,000	ADA Projects	12,000
New Franklin Police Department	10,000	Equipment Replacement	104,362
Cooper County Sheriff's Department	40,000	Building Renovation	375,433
Cooper County Prosecuting Attorney	27,000	Debt Service – COP's	928,631
MUSTANG Drug Task Force	20,000	Transfer General Funds – Operation	704,710
City of Blackwater	1,000	Wastewater Collection Sept. Imp.	116,089
City of Bunceton	1,000	Remodel City Maint. Building	7,839
City of Pilot Grove	1,000	Engineering Water Plant UV System	25,286
Clearwell Cleaning	9,000	Peristaltic Pump	8,491
Summer Recreation Program	4,995	Replace Piping at Waterwater Plant	46,438
Ballfield Turf Management	3,758	New Scum Battles on Orbal at Wastewater Plant	37,459
Tree Maintenance Program	26,130	New Hoist	6,934
Police Cars	53,073	Surge Protector Lift Station	12,320
Drainage Improvement Project	126,068	Replace Floor Plates at Lift Station	31,000
Street Improvement Project	493,201	Replace Street Light Controllers	10,800
Blight Removal, Demolition	9,869	Audit Fees	2,000
Land Use Planning Activities	9,842		
		TOTAL \$	877,936

Source: City of Boonville



Roadway



Skid Loader

*Improvements
 Accomplished from
 Local Gaming
 Revenues*

Isle of Capri - Cape Girardeau

General Manager: Lyle Randolph
 777 North Main Street
 Cape Girardeau, MO 63701
 (573) 730-7777

Date Licensed: October 30, 2012
 Gaming Space: 38,600 Square Feet
 Electronic Gaming Devices: 926
 Table Games: 26
 Buffet, (3) Specialty Restaurants
 Meeting Event Center

Total Capital Investment in Property since Company Purchase: \$129,580,807
 Total Capital Investment in Property for Fiscal Year: \$1,779,326
 Total Employee Compensation: \$13,271,756
 Real Estate/Personal Property Tax: \$1,229,901
 State Sales Tax: \$361,956
 State Withholding Tax on Jackpots: \$609,997
 Federal Withholding Tax on Jackpots: \$690,199
 Charitable Donations: \$159,219
 Total Employment: 451
 Minority Employment: 121
 Female Employment: 229


City of Cape Girardeau

Casino Funded Projects/Programs

Innovation Fund - 20% to 30%	FY14/15
Police Connect Crime Mapping	\$ 1,235.00
Tablet/printer for Fire Inspector	\$ 4,360.00
Mobile terminals for Fire	\$ 15,337.00
Traffic signal power backup	\$ 57,532.00
Color plotter to replace two plotters	\$ 4,389.00
Parks Registration Software	\$ 47,137.00
Computers for Nuisance Officers to implement new code enforcement software	\$ 18,340.00
LaserFiche software upgrade for public web access	\$ 10,713.00
* Uncommitted balance allocated for future radio interoperability project	
Capital Improvement Fund - 30% to 60%	
Greater Cape Business Park property purchase payment	\$ 460,000
Greater Cape Business Park sanitary sewer/water improvements	\$ 120,789
* Uncommitted balance allocated to future Police Station	
Legacy Foundation Endowment Fund - 10% to 20%	
	\$ 362,882
Adjacent Community Fund for Regional Economic Development - 3%	
County of Cape Girardeau	\$ 50,249
City of Jackson	\$ 29,401
City of Scott City	\$ 9,444
Early Casino Projects	
Emergency warning sirens	\$ 95,757
Community garden	\$ 21,802
Accelerated tree planting	\$ 1,025
Sidewalk Connection on Kingsway to LaCroix Trail	\$ 118,969
Police Station Space Study	\$ 22,812
Riverfront Matching Fund - 8% approx.	
Old Town Cape	\$ 171,003
* 70% of revenues to be used for downtown capital improvements	
	\$ 1,623,175.10

Expenditures reflect revenues received in prior fiscal year

SOURCE: City of Cape Girardeau



Broadway Streetscape in Old Town Cape District

Greater Cape Business Park - Groundbreaking for First Tenant Pepsi MidAmerica



Improvements Accomplished from Local Gaming Revenues

Isle of Capri - Kansas City

General Manager: Todd Steffen
 1800 E. Front Street
 Kansas City, Missouri 64120
 (816) 855-7777

Date Licensed: June 6, 2000
 Gaming Space: 45,300 Square Feet
 Electronic Gaming Devices: 1,020
 Table Games: 17
 Buffet, (3) Specialty Restaurants
 Parking Garage

Total Capital Investment in Property since Company Purchase: \$96,600,270
 Total Capital Investment in Property for Fiscal Year: \$2,856,178
 Total Employee Compensation: \$16,853,172
 Real Estate/Personal Property Tax: \$395,277
 State Sales Tax: \$355,091
 State Withholding Tax on Jackpots: \$326,452
 Federal Withholding Tax on Jackpots: \$536,839
 City Lease Payments: \$2,860,657
 Charitable Donations: \$4,180
 Total Employment: 377
 Minority Employment: 187
 Female Employment: 190

City of Kansas City

Equipment	Actual FY 2013-14	Adopted FY 2014-15	Adopted FY 2015-16
City Fleet Replacement	\$ 4,400,473	\$ 4,026,756	\$ 3,844,922
Channel 2 TV Equipment	\$ -	\$ -	\$ 63,913
Smart Cities Initiative	\$ -	\$ -	\$ 300,000
Equipment Total:	\$ 4,400,473	\$ 4,026,756	\$ 4,208,835
Capital Maintenance			
Bridges			
Bridge Rehabilitation	\$ 569,864	\$ -	\$ -
Subtotal:	\$ 569,864	\$ -	\$ -
Streetlight System			
Streetlight Upgrade Debt Service	\$ 4,745,882	\$ 9,427,900	\$ 5,744,156
Subtotal:	\$ 4,745,882	\$ 9,427,900	\$ 5,744,156
Public Facilities			
Tree Trimming	\$ 1,487,080	\$ 947,644	\$ 1,429,438
City Market Debt Service	\$ 79,507	\$ -	\$ 416,663
Soccer Village	\$ 967,126	\$ -	\$ 722,896
Kemper Arena	\$ 206,525	\$ -	\$ 83,191
Public Garages Debt Service	\$ 1,845,601	\$ -	\$ 465,195
Kauffman Performing Arts Center Garage Debt Service	\$ 148,500	\$ 132,700	\$ 109,626
Subtotal:	\$ 4,734,339	\$ 1,080,344	\$ 3,227,009
Capital Maintenance Total:	\$ 10,050,085	\$ 10,508,244	\$ 8,971,165
Total Gaming Funds Allocated:	\$ 14,450,558	\$ 14,535,000	\$ 13,180,000

Source: City of Kansas City



Swope Soccer Village



*Improvements
 Accomplished from
 Local Gaming
 Revenues*

Lady Luck of Caruthersville

General Manager: Todd Connelly
 777 E. 3rd Street
 Caruthersville, Missouri 63830
 (573) 333-1000

Date Licensed: April 27, 1995
 Gaming Space: 21,400 Square Feet
 Electronic Gaming Devices: 562
 Table Games: 9
 (1) Specialty Restaurant
 RV Park

Total Capital Investment in Property since Company Purchase: \$58,373,653
 Total Capital Investment in Property for Fiscal Year: \$1,824,428
 Total Employee Compensation: \$7,529,920
 Real Estate/Personal Property Tax: \$338,397
 State Sales Tax: \$139,351
 State Withholding Tax on Jackpots: \$170,559
 Federal Withholding Tax on Jackpots: \$200,493
 Charitable Donations: \$12,046
 Total Employment: 236
 Minority Employment: 81
 Female Employment: 133

City of Caruthersville

<u>GAMING REVENUE EXPENDITURES</u>	<u>2012-13</u> <u>ACTUAL</u>	<u>2013-14</u> <u>ACTUAL</u>	<u>2014-15</u> <u>ACTUAL</u>	<u>2015-16</u> <u>BUDGET</u>
<u>Water/Wastewater Improvements</u>				
South Ward Lift Station	\$ 2,000.00			
Taven Water Line				\$ 150,000.00
Magnolia Project				\$ 55,000.00
<u>Street Improvements</u>				
Miscellaneous Street Improvements		\$ 218,414.22		\$ 200,000.00
<u>Public Safety</u>				
Fire Hydrants	\$ 14,538.26	\$ 25,000.00		
Additional Police Officers	\$ 133,879.54	\$ 137,922.13		
Police Computer Software	\$ 6,900.00			
Police Cars/Equipment			\$ 33,528.00	\$ 40,000.00
Fire Tanker Truck			\$ 192,691.16	
<u>Other Infrastructure</u>				
Sidewalks	\$ 3,983.58	\$ 900.00		\$ 100,000.00
Tennis Courts	\$ 50,000.00			
Riverfront Development			\$ 257,814.69	
Armory Roof	\$ 2,500.00			
Administration software/equipment	\$ 1,267.00	\$ 541.00		
Economic Development	\$ 49,999.97	\$ 55,001.96		
Skate Park	\$ 5,000.00			
Airport Improvements			\$ 90,302.00	
Cupples Building/Three Rivers College			\$ 114,614.00	
Park Equipment			\$ 31,404.00	
Community Betterment	\$ 10,000.00			
TOTAL	\$ 280,068.35	\$ 437,779.31	\$ 720,353.85	\$ 545,000.00

SOURCE: City of Caruthersville



Park Equipment at French Park

*Improvements
 Accomplished from
 Local Gaming
 Revenues*

Airport T-Hangers



Lumière Place

General Manager: Jeff Babinski
 999 N. Second Street
 St. Louis, MO 63102
 (314) 881-7777

Date Licensed: December 19, 2007
 Gaming Space: 75,000 Square Feet
 Electronic Gaming Devices: 1,765
 Table Games: 73
 Buffet, (3) Specialty Restaurants, Coffee House
 Meeting Space, Ballroom
 294-Room Hotel
 Parking Garage

Total Capital Investment in Property since Company
 Purchase: \$265,903,622
 Total Capital Investment in Property for
 Fiscal Year: \$6,334,727
 Total Employee Compensation: \$34,174,563
 Real Estate/Personal Property Tax: \$7,241,150
 State Sales Tax: \$1,129,682
 State Withholding Tax on Jackpots: \$1,335,775
 Federal Withholding Tax on Jackpots: \$1,058,909
 Charitable Donations: \$151,574
 Total Employment: 1,008
 Minority Employment: 614
 Female Employment: 457

City of St. Louis

Sources of Gaming Revenue:

Local Portion of AGR Tax - 2.1%: Allocated to support police patrols, fire marine unit supplies and conduct public safety related capital improvements on the riverfront

Local Portion of Admission Fee - \$1.00: Allocated primarily to the City's Capital Fund and Port Authority. These funds are budgeted each year for items such as arterial street paving, bridge repair, rolling stock replacement, public building improvements, development efforts, etc.

	FY12	FY13	FY14	FY15	FY16b
Public Safety					
Payment to Port Authority	\$ -	\$ 195,000	\$ -	\$ -	\$ -
Police Patrols	\$ 4,350,000	\$ 4,250,000	\$ 3,200,000	\$ 2,800,000	\$ 2,800,000
Fire Department Marine Unit Supplies	\$ 9,844	\$ 4,120	\$ 8,175	\$ 24,999	\$ 25,000
Flood Wall Improvements	\$ -	\$ -	\$ -	\$ -	\$ -
Subtotal	\$ 4,359,844	\$ 4,449,120	\$ 3,208,175	\$ 2,824,999	\$ 2,825,000
Capital Improvements					
Capital Fund Contribution	\$ 5,885,000	\$ 6,632,525	\$ 4,800,000	\$ 2,500,000	\$ 4,390,000
Subtotal	\$ 5,885,000	\$ 6,632,525	\$ 4,800,000	\$ 2,500,000	\$ 4,390,000
Economic Development					
Payment to Port Authority	\$ 630,000		\$ -	\$ -	\$ -
SLDC Economic Development	\$ 175,000	\$ 509,864	\$ -	\$ -	\$ -
Subtotal	\$ 805,000	\$ 509,864	\$ -	\$ -	\$ -
Total	\$ 11,049,844	\$ 11,591,509	\$ 8,008,175	\$ 5,324,999	\$ 7,215,000

Note: FY14 fiscal year end revenues were at \$7.6M or \$1.4M under the budgeted amount. The FY15 budget of \$5.3M was allocated to accommodate prior year shortfalls with FY16b resuming full year allocation of estimated gaming revenues.

Source: City of St. Louis



7th and Broadway



*Improvements
 Accomplished from
 Local Gaming
 Revenues*

River City Casino

General Manager: Chris Plant
 777 River City Casino Blvd.
 St. Louis, MO 63125
 (314) 388-7502

Date Licensed: March 1, 2010
 Gaming Space: 90,000 Square Feet
 Electronic Gaming Devices: 2,003
 Table Games: 62
 Buffet, (4) Specialty Restaurants, Coffee & Tea House
 200-Room Hotel
 Parking Garage
 Meeting Space

Total Capital Investment in Property since Company Purchase: \$434,333,620
 Total Capital Investment in Property for Fiscal Year: \$2,280,014
 Total Employee Compensation: \$35,787,453
 Real Estate/Personal Property Tax: \$10,450,301
 State Sales Tax: \$1,154,716
 State Withholding Tax on Jackpots: \$2,270,743
 Federal Withholding Tax on Jackpots: \$2,494,059
 City Lease Payments: \$5,226,211
 Charitable Donations: \$70,686
 Total Employment: 1,041
 Minority Employment: 503
 Female Employment: 459

St. Louis County

Revenues:

Admission Tax	\$	5,941,514
Gaming Tax	\$	4,492,850
Total	\$	10,434,364

Expenditures:

Police Crime Laboratory / 911 Call Center (reflects debt service expenditures made between 7/1/14 and 6/30/15)	\$	996,326
--	----	---------

The County leveraged casino revenues to issue \$11.6 million in bonds in 2010 for the purpose of constructing a new police crime laboratory and equipping the County's 911 call center. The new lab provides adequate work space and allows employees to process evidence more efficiently. Casino revenues also helped to fund additional employees which will improve case turnaround time. The crime laboratory will help the Police Department with future accreditation and will help provide the St. Louis region with high quality, state of the art investigation services to help us prevent as well as react to crime in our community.

Business Incubator Center (reflects debt service expenditures made between 7/1/14 and 6/30/15)	\$	560,114
--	----	---------

The County leveraged casino revenues to issue \$7.1 million in bonds in 2010 for the purpose of renovating and improving existing business incubator facilities and acquiring and renovating new business incubator facilities. These facilities provide affordable office and warehouse space and support services to new and growing businesses in a variety of disciplines including information technology, research, transportation and distribution, and professional services.

General public safety costs	\$	3,496,523
General government costs	\$	5,381,400
Total	\$	10,434,364

SOURCE: St. Louis County



Pavilion at Lemay

St. Louis County Port Authority Community Reinvestment Fund

(Lease revenue committed 7/1/14 through 6/30/15)

Grants Awarded (12): \$2,605,975

Representative Projects:

- Arch Grants
- Beyond Housing Natural Bridge Road
- Lemay Development Corporation
- Lemay Housing Partnership
- Legal Services of Eastern Missouri
- Boys and Girls Clubs of Greater St. Louis
- Spanish Lake CDC
- Veterans Advocacy Foundation

Helix Fund (resources for plant & life science start-up companies) \$500,000

- Total Commitment of 1,500,000 for three years (2013-2015)

Lemay Community Center Design and Engineering Services \$898,020

Projects Initiated by Port Authority: \$609,000

- Lemay Streetscape Project: \$160,000
- Local Match for EDA Grant on MET Center \$449,000

TOTAL FUNDS COMMITTED: **\$4,612,995**

SOURCE: St. Louis County Port Authority

*Improvements
 Accomplished from
 Local Gaming
 Revenues*

Mark Twain Casino

General Manager: Gerry Smriga
 104 Pierce Street
 LaGrange, Missouri 63448
 (573) 655-4770

 Date Licensed: February 1, 2005
 Gaming Space: 18,000 Square Feet
 Electronic Gaming Devices: 638
 Table Games: 12
 (2) Specialty Restaurants
 RV Park
 Banquet Room

 Total Capital Investment in Property since Company
 Purchase: \$27,526,698
 Total Capital Investment in Property for
 Fiscal Year: \$1,656,544
 Total Employee Compensation: \$5,955,316
 Real Estate/Personal Property Tax: \$228,866
 State Sales Tax: \$102,856
 State Withholding Tax on Jackpots: \$234,623
 Federal Withholding Tax on Jackpots: \$402,433
 Charitable Donations: \$11,048
 Total Employment: 232
 Minority Employment: 21
 Female Employment: 136

City of LaGrange

<u>Department</u>	<u>2014/2015 Actual</u>
<u>Parks/Recreation</u>	
Ball Park Improvements	\$ 9,500.00
<u>Streets</u>	
Road Maintenance/Street Safety	\$ 70,000.00
Sidewalks	\$ 15,000.00
<u>Water</u>	
New Water Lines	\$ 20,000.00
Route C Water Main Extension	\$ 490,000.00
Water Tower Completion	\$ 150,000.00
<u>Wastewater</u>	
Sewer Lining Project	\$ 250,000.00
Equipment	\$ 10,000.00
<u>Public Safety - Police & Fire</u>	
Police Equipment	\$ 22,000.00
Fire Equipment	\$ 17,000.00
Total	\$ 1,053,500.00

Source: City of LaGrange

St. Jo Frontier Casino

General Manager: Tony Scudiero
 777 Winners Circle
 St. Joseph, Missouri 64505
 (816) 279-5514

Date Licensed: February 1, 2005
 Gaming Space: 18,000 Square Feet
 Electronic Gaming Devices: 517
 Table Games: 10
 Buffet
 Meeting Space

Total Capital Investment in Property since Company
 Purchase: \$41,759,633
 Total Capital Investment in Property for
 Fiscal Year: \$1,077,904
 Total Employee Compensation: \$7,273,898
 Real Estate/Personal Property Tax: \$234,312
 State Sales Tax: \$224,745
 State Withholding Tax on Jackpots: \$260,431
 Federal Withholding Tax on Jackpots: \$710,266
 Charitable Donations: \$14,257
 Total Employment: 240
 Minority Employment: 22
 Female Employment: 82

City of St. Joseph

CATEGORY	Actual FY2013/14	Projected FY2014/15
City Sponsored Festivals / Celebrations	\$ 69,534	\$ 73,000
Downtown Development & Revitalization		
Downtown Clean-up Program	0	0
Downtown Partnership Contract	26,000	26,000
Feasibility Study - Downtown Events Center/Casino Relocation	0	0
Prof Services-City initiated Downtown TIF proj.	5,998	6,000
Allied Arts Contribution	25,000	25,000
Infrastructure		
Living History	0	50,000
Floyd building boiler replacement	5,527	
Projects for Better Historic Preservation & Property Maintenance Activity	151,317	200,000
Economic Development		
Professional Services - Outside Legal Issues	185,525	150,000
C of C - Economic Development Contract	175,000	185,000
C of C - Marketing & Economic Dvlpmnt Project	10,000	
Community Alliance Partnership	16,000	20,000
Industrial Life Science Institute	25,000	25,000
MO-KAN	25,000	25,000
Tree Inventory Study (Tree City Designation)	0	0
Equipment		
Fire 2 treadmills	17,334	0
Police mobile data computers	10,837	0
Health inspection software	4,800	0
Parks security system	7,926	0
Fire defibrillators	11,214	0
Animal Control computers in trucks	8,198	0
Police upgrade 911 system	116,901	
Parks power equipment lost in break ins		20,000
Building Inspector 2 vehicles	0	24,000
Other		
Public Awareness/Education	42,482	50,000
City's Rosecrans Airport-Operations Support	60,000	75,000
City's Parking Maintenance-Operations Support	6,500	6,500
City's Nature Center-Operations Support	50,000	50,000
St. Joseph Youth Alliance - Capital Campaign	12,500	
MoDOT lease agreement riverfont park		1,600
Legislative Great Northwest Days (City sponsorship portion)	500	500
State Legislative Lobbyist	9,900	8,560
Total Expenditures	\$ 1,078,993	\$ 1,021,160

Source: City of St. Joseph



Nature
Center
Program



Power
Equip-
ment

*Improvements
Accomplished from
Local Gaming
Revenues*

Buchanan County

	2013 Actual Expenditures	2014 Actual Expenditure	2015 Budget
Appropriations:			
Health and Welfare			
Social Welfare Board	\$ 245,000.01	\$ 245,000.04	\$ 290,906.67
Health Departmen	67,677.42	69,239.52	70,000.00
Public Services			
Extension Council	98,996.40	99,560.48	99,560.48
Soil & Water Conservation	5,000.00	5,000.00	5,000.00
General Accounts			
Public Defender Lease	44,425.41	46,414.32	50,000.00
General Expenses	0.00	15,000.00	0.00
Tower Expenses	280,236.90	301,174.76	320,000.00
Professional Services	1,990.25	40,910.00	100,000.00
Community Support	0.00	0.00	101,000.00
General Fund Admin. Fee	208,415.85	200,000.00	0.00
TOTAL	\$ 951,742.24	\$ 1,022,299.12	\$ 1,036,467.15

Source: Buchanan County

Fiscal Year 2015 Project Summary

CASINO / LOCATION	LOCATION OPENING DATE	ADMISSIONS	ADMISSION FEES (a)	ADJUSTED GROSS RECEIPTS	GAMING TAX (b)	ESTIMATED CAPITAL INVESTMENT *	EMPLOYEES	TABLE GAMES	SLOT MACHINES	GAMING SPACE (SQ FT)	ADMISSION FEES PERCENTAGE OF STATE TOTAL	GAMING TAX PERCENTAGE OF STATE TOTAL	Total Employee Compensation	Real Estate Property Tax	State Sales Tax	Charitable Donations	City Lease Payments	Minority Employees	Minority Salaried Positions	Female Employment	Female Salaried Employees
Ameristar Casino St. Charles	27-May-94	6,471,742	\$ 12,943,484	\$ 266,008,062	\$ 55,861,693	\$ 800,741,138	1,626	77	2,512	130,000	14.76%	15.81%	\$ 47,448,155	\$ 7,676,788	\$ 3,037,088	\$ 146,771	\$ -	648	33	743	77
Argosy Riverside Casino	22-Jun-94	3,268,405	\$ 6,536,810	\$ 141,792,186	\$ 29,776,359	\$ 75,453,039	738	34	1,496	62,000	7.46%	8.43%	\$ 29,005,698	\$ 2,839,273	\$ 1,124,323	\$ 150,238	\$ 4,154,399	315	16	375	37
St. Jo Frontier Casino	24-Jun-94	1,229,444	\$ 2,458,888	\$ 40,017,460	\$ 8,403,667	\$ 41,759,633	240	10	517	18,000	2.80%	2.38%	\$ 7,273,898	\$ 234,312	\$ 224,745	\$ 14,257	\$ -	22	2	82	14
Harrah's North Kansas City	22-Sep-94	3,818,473	\$ 7,636,946	\$ 174,601,219	\$ 36,666,256	\$ 437,985,495	941	66	1,391	63,300	8.71%	10.38%	\$ 35,339,597	\$ 3,270,210	\$ 1,286,179	\$ 182,203	\$ 3,168,309	346	26	443	70
Lady Luck - Caruthersville	27-Apr-95	871,819	\$ 1,743,638	\$ 34,211,779	\$ 7,184,474	\$ 58,373,653	236	9	562	21,400	1.99%	2.03%	\$ 7,529,920	\$ 338,397	\$ 139,351	\$ 12,046	\$ -	81	7	133	17
Isle of Capri - Kansas City	18-Oct-96	2,600,929	\$ 5,201,858	\$ 77,667,839	\$ 16,310,246	\$ 96,600,270	377	17	1,020	45,300	5.93%	4.62%	\$ 16,853,172	\$ 395,277	\$ 355,091	\$ 4,180	\$ 2,860,657	187	18	190	30
Ameristar Casino Kansas City	16-Jan-97	5,486,149	\$ 10,972,298	\$ 196,244,123	\$ 41,211,266	\$ 453,449,279	1,128	74	2,253	140,000	12.51%	11.67%	\$ 34,875,362	\$ 4,532,412	\$ 1,674,759	\$ 149,551	\$ 140,000	433	35	507	81
Hollywood Maryland Heights	11-Mar-97	5,185,886	\$ 10,371,772	\$ 218,887,732	\$ 45,966,424	\$ 81,613,880	1,134	78	2,110	120,000	11.83%	13.01%	\$ 39,584,656	\$ 18,188,629	\$ 1,305,814	\$ 67,687	\$ -	540	38	546	76
Isle of Capri - Boonville	06-Dec-01	1,942,117	\$ 3,884,234	\$ 81,595,422	\$ 17,135,039	\$ 113,325,000	471	21	933	28,000	4.43%	4.85%	\$ 12,879,000	\$ 561,000	\$ 349,000	\$ 18,000	\$ -	64	6	263	31
Mark Twain Casino	25-Jul-01	1,011,815	\$ 2,023,630	\$ 36,144,561	\$ 7,590,358	\$ 27,526,698	232	12	638	18,000	2.31%	2.15%	\$ 5,955,316	\$ 228,866	\$ 102,856	\$ 11,048	\$ -	21	0	136	5
Lumiere Place	19-Dec-07	4,017,922	\$ 8,035,844	\$ 135,963,818	\$ 28,552,402	\$ 265,903,622	1,008	73	1,765	75,000	9.17%	8.08%	\$ 34,174,563	\$ 7,241,150	\$ 1,129,682	\$ 151,574	\$ -	614	60	457	69
River City Casino	01-Mar-10	6,003,679	\$ 12,007,358	\$ 215,956,600	\$ 45,350,886	\$ 434,333,620	1,041	62	2,003	90,000	13.69%	12.84%	\$ 35,787,453	\$ 10,450,301	\$ 1,154,716	\$ 70,686	\$ 5,226,211	503	47	459	66
Isle of Capri - Cape Girardeau	30-Oct-12	1,930,482	\$ 3,860,964	\$ 62,993,873	\$ 13,228,713	\$ 129,580,807	451	26	926	38,600	4.40%	3.74%	\$ 13,271,756	\$ 1,229,901	\$ 361,956	\$ 159,219	\$ -	121	12	229	40
GRAND TOTALS		43,838,862	\$ 87,677,724	\$ 1,682,084,675	\$ 353,237,782	\$ 3,016,646,133	9,623	559	18,126	849,600	100%	100%	\$ 319,978,546	\$ 57,186,516	\$12,245,560	\$ 1,137,460	\$15,549,576	3,895	300	4,563	613

* Figures reflect the current property investments since company purchase as reported to MGC.
(a) 50% of Admission Fees go to the State, with the remaining 50% to the Local Home Dock.
(b) 90% of Gaming Taxes go to the State, with the remaining 10% to the Local Home Dock.
The figures published in this report are subject to adjustment.