



## **SUPREME COURT OF MISSISSIPPI 2006 ANNUAL REPORT**

The 2006 Annual Report of the Supreme Court of Mississippi provides a synopsis of the appellate court system consisting of the Supreme Court and the Court of Appeals and the trial court system including chancery, circuit, county, and youth courts.

### **APPELLATE COURTS**

There were 953 new appeals or special actions filed in 2006. The Supreme Court and the Court of Appeals decided 1153 during the period. Of these, 853 received decisions on the merits and 300 were dismissed. Of those decided on the merits, 610 (72%) were civil cases, and 243 (28%) were criminal. Of the 585 general civil appeals receiving decisions on the merits, 422 (72%) were affirmed, and 163 (28%) were reversed. (There were 25 special actions receiving other dispositions in the Supreme Court.)<sup>1</sup> Of the 243 criminal appeals receiving decisions on the merits, 227 (93%) were affirmed, and 16 (7%) were reversed. There were 1338 cases on the merits pending before the Appellate Courts as of December 31, 2006.

### **SUPREME COURT**

In 2006, Supreme Court disposed of 464 cases. Of this number, 233 received decisions on the merits. The remaining 231 were dismissed. Of those decided on the merits, 181 (78%) were civil and 52 (22%) were criminal. Of the 156 general civil appeals decided on the merits, 83 (53%) were affirmed, and 73 (47%) were reversed. Of the 52 criminal appeals decided on the merits, 50 (96%) were affirmed and 2 (4%) were reversed.

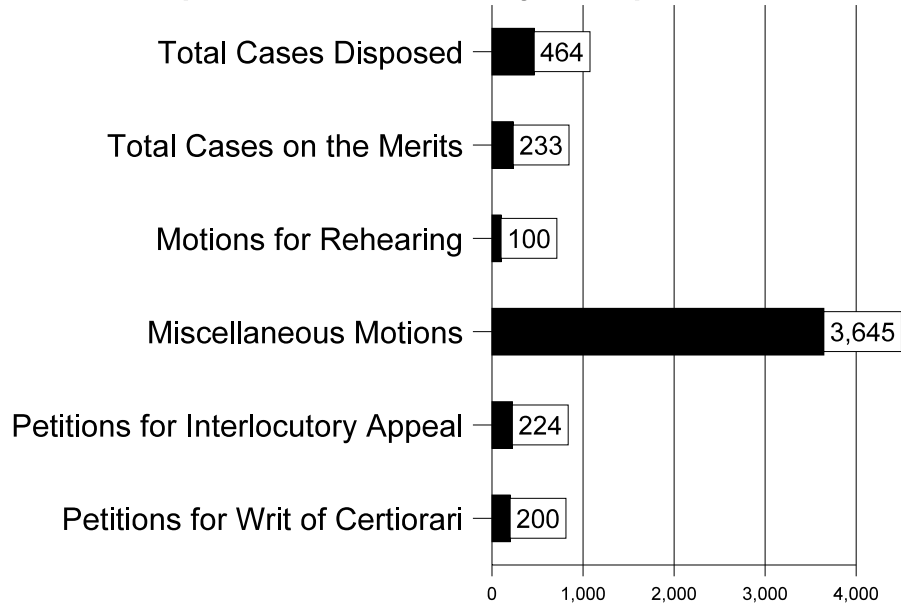
The Supreme Court disposed of a total of 3695 motions and petitions during 2006. Included are 100 motions for rehearing, of which 95 (95%) were denied, 2 (2%) were granted and 3 (3%) were dismissed. Pursuant to M.R.A.P. 5, the Court disposed of 222 petitions for interlocutory appeal; 152 (68%) were denied, 35 (16%) were granted, 33 (15%) were dismissed, and 2 (1%) received other disposition. The Court disposed of 200 petitions for writ of certiorari: 151 (76%) were denied, 31 (16%) were granted, and 18 (8%) were dismissed.

The following chart summarizes the cases, motions, and petitions disposed by the Supreme Court in 2006.

---

<sup>1</sup>Of the cases decided on the merits, 25 decided by the Supreme Court and identified here as "special actions" are excluded from the count of cases affirmed or reversed. These are special actions as to which affirmance or reversal may not be appropriate descriptions of the dispositions, cases such as attorney disciplinary and judicial performance matters and applications for leave to file petitions for post-conviction relief in death penalty cases.

### Supreme Court - Summary of Dispositions



The Supreme Court heard oral argument in 23 cases in 2006. The majority of cases disposed of by the Supreme Court originated in circuit court.

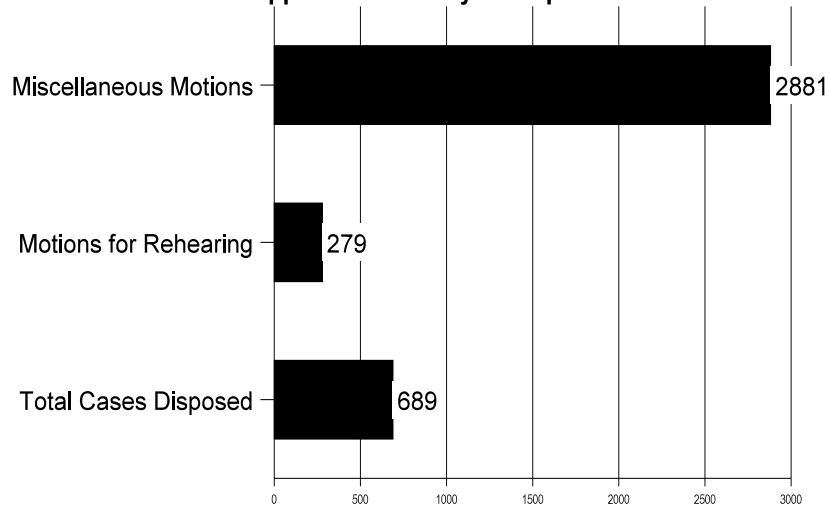
### COURT OF APPEALS

In 2006, the Court of Appeals disposed of 689 cases. Of this number, 620 received decisions on the merits. The remaining 69 were dismissed. Of those decided on the merits, 429 (69%) were civil and 191 (31%) were criminal. Of the 429 civil cases decided on the merits, 339 (79%) were affirmed, and 90 (21%) were reversed. Of the 191 criminal appeals decided on the merits, 177 (93%) were affirmed, and 14 (7%) were reversed.

The Court of Appeals disposed of a total of 2,881 motions and petitions during 2006. Included are 279 motions for rehearing, of which 265 (95%) were denied, 7 (2.5%) were granted, and 7 (2.5%) were dismissed.

The following chart represents a summary of the cases and motions disposed of by the Court of Appeals in 2006.

### Court of Appeals - Summary of Dispositions

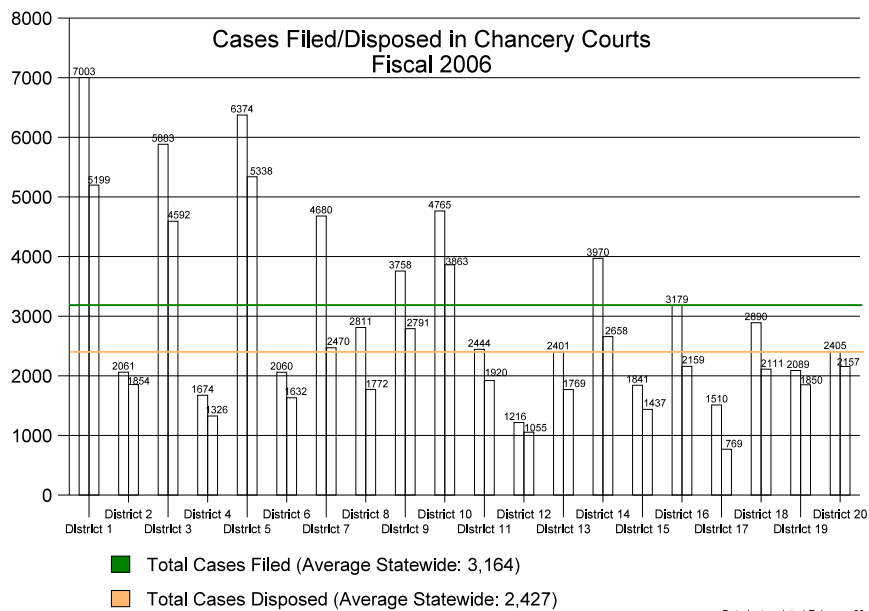


The Court of Appeals heard oral argument in 61 cases in 2006. The majority of cases disposed of by the Court of Appeals originated in circuit court.

### TRIAL COURT SYSTEM

#### Chancery

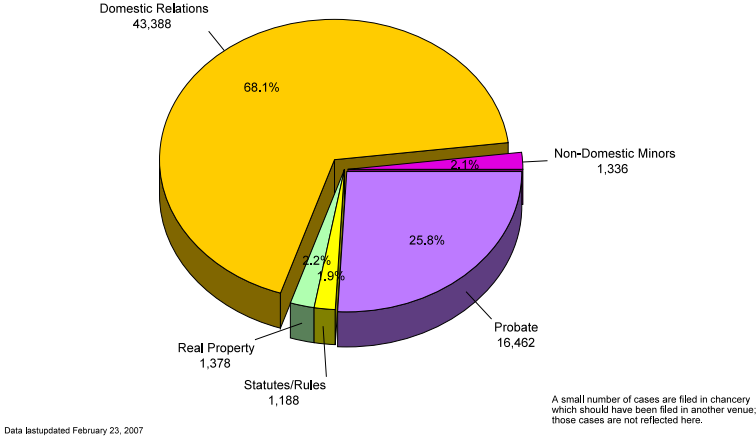
This charts reflects the number of cases filed and/or disposed in each chancery court district:



Data last updated February 23, 2007  
No data received from Wilkinson Chancery since October 2002

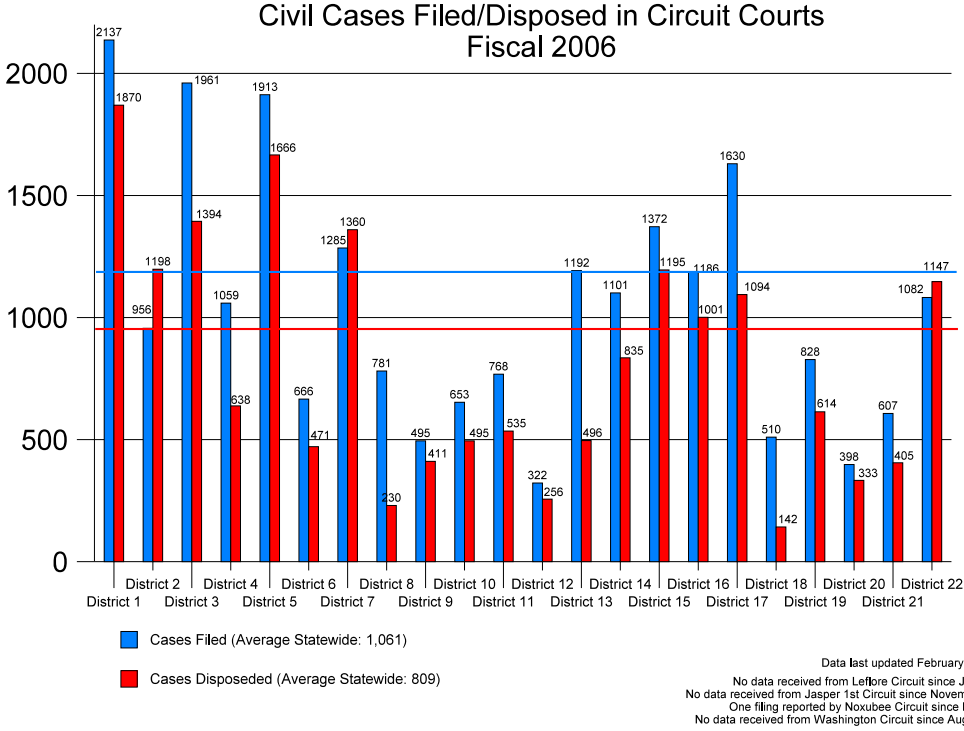
This chart reflects the primary nature of those cases filed statewide in chancery courts:

**Primary Nature of Civil Suits Filed in Chancery Court - Fiscal 2006**



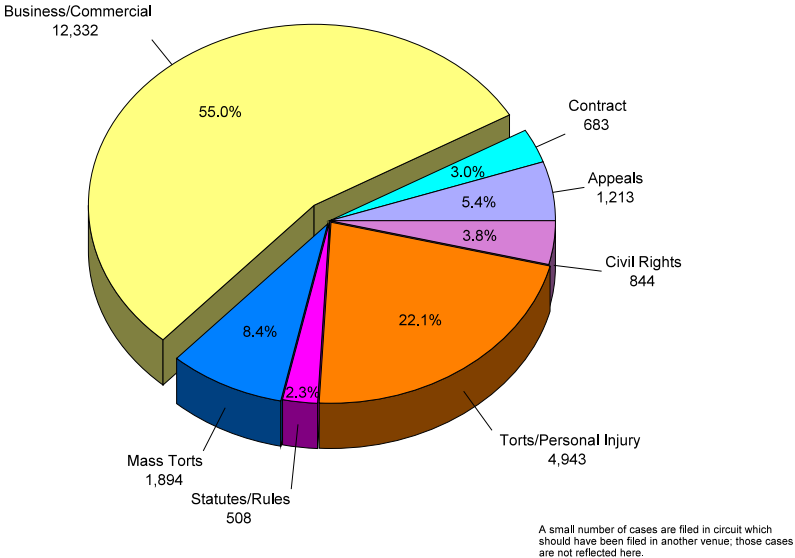
**Circuit - Civil**

The following chart reflects the number of cases filed and/or disposed in each circuit court district:



This chart reflects the primary nature of those cases filed statewide in circuit courts:

**Nature of Civil Suits Filed in Circuit Courts - FY06**

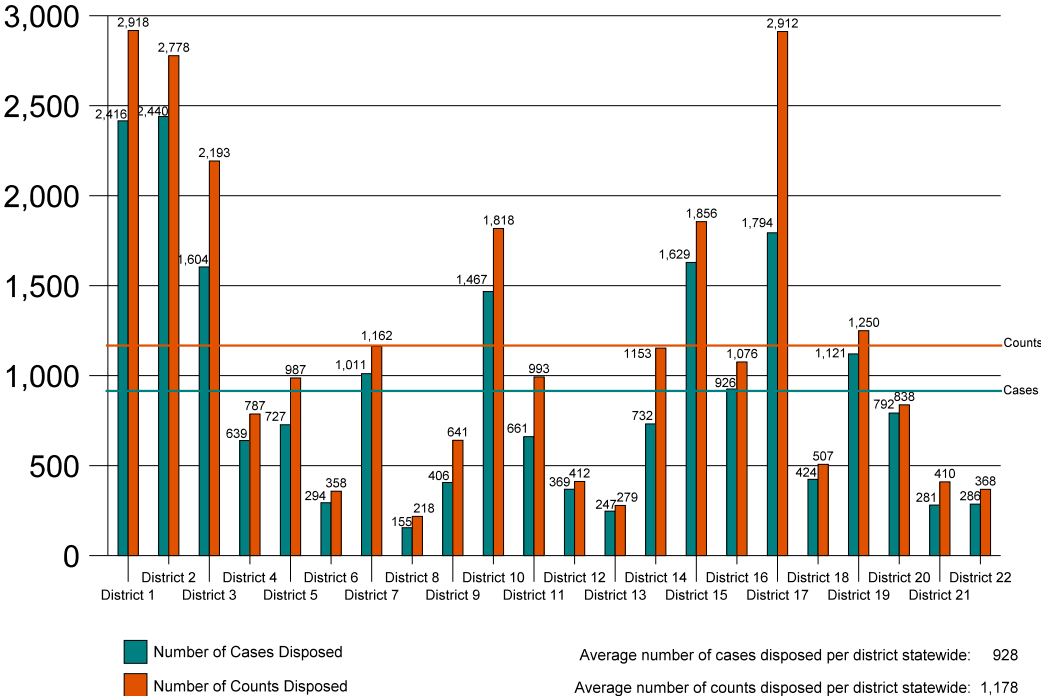


Data last updated February 23, 2007

**Circuit - Criminal**

This chart shows the number of cases disposed in each district, as well as the number of counts (i.e., one case may have several counts).

**Criminal Cases Disposed Fiscal 2006**



## **County Court and Youth Court**

Please contact the Administrative Office of Courts regarding statistics for County Courts or Youth Courts.